

This document provides you with key investor information about this fund. It is not marketing material. The information is required by law to help you understand the nature and the risks of investing in this fund. You are advised to read it so you can make an informed decision about whether to invest.

AXA US Short Duration High Yield Fund

A Sub-Fund of AXA Fixed Interest Investment ICVC

Share class : AXA US Short Duration High Yield Fund ZI (G) Accumulation GBP (ISIN : GB00B5WM6Y48)

This Sub-Fund is managed by AXA Investment Managers UK Limited, part of the AXA IM Group

Objective and Investment Policy

Investment Objective

The aim of the Fund is to generate income by investing in high yield debt securities (being sub-investment grade corporate bonds) while seeking to avoid the risk of default.

Investment Policy

The Fund aims to deliver a return by investing at least 60 per cent of its Net Asset Value in high yield bonds (being sub-investment grade corporate bonds, meaning bonds with a rating of BB+ and below by Standard & Poor or equivalent rating by Moody's or Fitch) with a bias towards shorter maturities (where the full repayment of the bond by the company is expected to be less than three years), issued primarily by companies with their predominant place of business in the US. The Fund may also invest in such bonds denominated in US Dollars and issued by non-US companies. The fund manager seeks to reduce the effect of credit risk through diversification and its analysis and selection of bonds.

To avoid investing in bonds issued by companies which present excessive degrees of environmental, social and governance (ESG) risk, the fund manager applies AXA Investment Manager's (AXA IM's) sector specific investment guidelines relating to responsible investment to the Fund. Such guidelines exclude investment in soft commodity derivatives or exposure to certain companies based on their involvement in specific sectors (such as unsustainable palm oil production, controversial weapons and climate risks). The fund manager also applies the AXA IM's ESG Standards policy. This policy excludes investment in companies based on: tobacco production; manufacture of white phosphorus weapons; certain criteria relating to human rights and anti-corruption as well as other ESG factors. The AXA IM's ESG Standards policy and AXA IM's sector specific investment guidelines are subject to change and the latest copies are available from the fund manager on request.

Further, in selecting investments, the fund manager will, in addition to the application of the above policies, take into account the issuer's ESG score as one factor within its broader analysis of the issuer to make selections which are expected to generate an income return over the long term. It is, however, just one component of the fund manager's investment process and ESG scores are not the principal driver of investment decision making. The fund manager believes that issuers with higher ESG scores manage risk associated with ESG issues more effectively, contributing to better financial performance of such issuers in the long term. ESG scores are obtained from our selected external provider(s) and may be adjusted by the fund manager using its own research. The fund manager will not invest in bonds with the

lowest ESG scores, save in exceptional circumstances.

If the fund manager deems that an investment no longer meets the criteria set out in this investment policy or its expectations in terms of that investment's prospects for achieving income and capital growth, the fund manager will disinvest as soon as practicable having regard to the best interests of the Fund's investors and in accordance with its best execution policy.

The Fund does not have a benchmark to measure its financial performance. SONIA Compounded Index may be used by investors to compare the Fund's financial performance, which the fund manager believes best reflects the outcome of the Fund's short duration investment strategy when used to compare the performance of the Fund over a minimum period of three years. Investors should note that the SONIA Compounded Index is a cash-based index, which the fund manager has selected as an appropriate comparator given the absence of a suitable bond index, and therefore does not take account of the specific risks relevant to the Fund. The Fund may also invest in other transferable securities (including, but not limited to, high yield debt securities, investment grade debt securities, convertibles, tbills), cash, deposits, units in collective investment schemes (including funds that are managed by the fund manager or its associates) and money market instruments. The Fund may use derivatives for investment purposes as well as for Efficient Portfolio Management. Use may be made of stock lending, borrowing, cash holdings, hedging and other investment techniques permitted in the applicable Financial Conduct Authority Rules.

Income

Income from investments in the Fund will be rolled up into the value of your shares if you hold accumulation shares.

Fund Currency

The reference currency of the Fund is Sterling.

Investment Horizon

This Fund may not be suitable for investors who plan to withdraw their contribution within three years.

Processing of subscription and redemption orders

Your orders to buy, sell or transfer shares in the Fund, must be received by the Administrator by 12 noon on any working day to receive that day's Fund price. Please note that if your order is placed by an intermediary or Financial Adviser, they may require extra processing time.

The Net Asset Value of this Fund is calculated on a daily basis.

Minimum initial investment: £30,000,000

Minimum subsequent investment: £100,000

Risk and Reward Profile



The risk category is calculated using historical performance data and may not be a reliable indicator of the Fund's future risk profile.

The risk category shown is not guaranteed and may shift over time.

The lowest category does not mean risk free.

Why is this Fund in this category?

The capital of the Sub-Fund is not guaranteed. The Sub-Fund is invested in financial markets and uses techniques and instruments which are subject to some levels of variation, which may result in gains or losses.

Additional Risks (risks materially relevant to the fund which are not adequately captured by the indicator)

Counterparty Risk: failure by any counterparty to a transaction (e.g. derivatives and securities lending) with the Fund to meet its obligations may adversely affect the value of the Fund. The Fund may receive assets from the counterparty to protect against any such adverse effect but there is a risk that the value of such assets at the time of the failure would be insufficient to cover the loss to the Fund.

Derivatives: derivatives can be more volatile than the underlying asset and may result in greater fluctuations to the Fund's value. In the case of derivatives not traded on an exchange they may be subject to additional counterparty and liquidity risk.

Hedging Risk: Currency Hedging within the Fund seeks to reduce the impact of exchange rate movements of the investments' currencies relative to the fund's base currency. Over a period of time the hedging strategy itself may

create a positive or negative impact to the value of the Fund, mainly due to differences in short-term interest rates between the currencies.

Interest Rate Risk: fluctuations in interest rates will change the value of bonds, impacting the value of the Fund. Generally, when interest rates rise, the value of the bonds fall and vice versa. The valuation of bonds will also change according to market perceptions of future movements in interest rates.

Liquidity Risk: some investments may trade infrequently and in small volumes. As a result the Fund manager may not be able to sell at a preferred time or volume or at a price close to the last quoted valuation. The Fund manager may be forced to sell a number of such investments as a result of a large redemption of shares in the Fund. Depending on market conditions, this could lead to a significant drop in the Fund's value and in extreme circumstances lead the Fund to be unable to meet its redemptions.

Credit Risk: the risk that an issuer of bonds will default on its obligations to pay income or repay capital, resulting in a decrease in Fund value. The value of a bond (and, subsequently, the Fund) is also affected by changes in market perceptions of the risk of future default. The risk of default for high yield bonds may be greater.

Further explanation of the risks associated with an investment in this Fund can be found in the prospectus.

AXA US Short Duration High Yield Fund

Charges

The charges you pay are used to pay the cost of running the Fund, including the costs of marketing and distributing it. These charges reduce the potential growth of your investment.

One-off charges taken before or after you invest

Entry charge	none
Exit charge	none

This is the maximum that might be taken out of your money before it is invested.

Charges taken from the fund over a year

Ongoing Charges	0.46%
-----------------	-------

Charges taken from the fund under certain specific conditions

Performance fee	none
-----------------	------

The entry and exit charges shown are maximum figures. In some cases, you might pay less - you can find this out from your Financial Adviser.

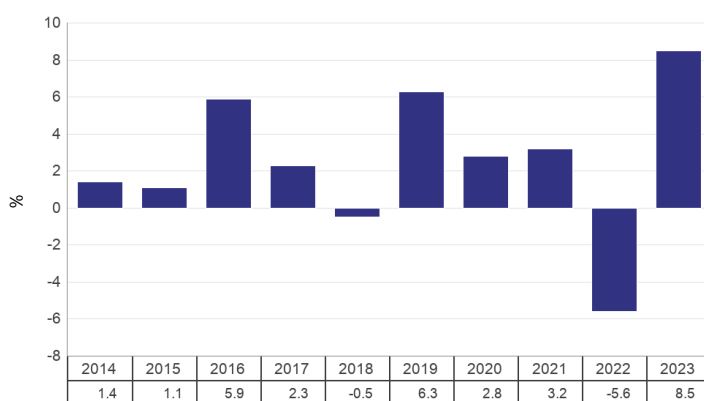
The ongoing charges figure is based on expenses for the previous twelve month period. This figure may vary from year to year. It excludes:

- Performance fees
- Portfolio transaction costs, except in the case of an entry/exit charge paid by the Fund when buying or selling units in another collective investment undertaking.

For more information about charges, please refer to AXA IM website: <https://www.axa-im.co.uk/important-information/fund-charges-and-costs> as well as the Fees and Expenses section of the prospectus which is available at <https://funds.axa-im.com>.

Past Performance

■ AXA US Short Duration High Yield Fund ZI (G)
Accumulation GBP (ISIN : GBO0B5WM6Y48)



Past performance is not a reliable indicator of future results.

Past performance is shown after the deduction of ongoing charges. Any entry/exit fees are excluded from the calculation.

The Sub-Fund was launched on 30/04/2010 and the share class in 2010. Past performance has been calculated in Sterling and is expressed as a percentage change of the Fund's Net Asset Value at each year end.

Practical Information

Depositary:

HSBC Bank Plc
Registered Office
8 Canada Square
London, E14 5HQ

Further information:

More detailed information on this Fund, such as the prospectus as well as the latest annual and semi-annual report, can be obtained free of charge from the Fund's Management Company, the Administrator, the Fund's distributors, online at <https://www.axa-im.co.uk>, or by calling 0345 777 5511. These documents are available in English.

More share classes are available for this Sub-Fund. For more details about other share classes, please refer to the prospectus, which is available at <https://funds.axa-im.com/>.

Details of the up to date remuneration policy of the Management Company are published online at www.axa-im.com/important-information/remuneration-policy.

This includes the description of how remuneration and benefits are awarded for employees, and information on the remuneration committee. The Management Company provides a paper copy free of charge upon request. A glossary of some of the terms used in this document can be found online at <https://retail.axa-im.co.uk/glossary>

Each Sub-Fund corresponds to a distinct part of the assets and liabilities of the UCITS. As a consequence, the assets of each Sub-Fund are segregated from the assets of the other Sub-Funds and exclusively available to satisfy the rights of investors in relation to that Sub-Fund and the right of creditors whose claims have arisen in connection with the creation, the operation or the liquidation of that Sub-Fund.

Net Asset Value Publication:

The Net Asset Value per share is available at <https://www.axa-im.co.uk> and at the registered office of the Fund's Management Company.

Tax Legislation:

The Fund is subject to the tax laws and regulations of the United Kingdom. Depending on your own country of residence this might have an impact on your investments. For further details, you should consult a tax adviser.

Liability Statement:

AXA Investment Managers UK Limited may be held liable solely on the basis of any statement contained in this document that is misleading, inaccurate or inconsistent with the relevant parts of the prospectus for the Fund.

Switching between Funds:

Shareholders may apply for their shares to be converted into shares of another Fund, provided that the conditions for accessing the target share class are fulfilled. Investment would be at the Net Asset Value of the target fund, calculated at the applicable Valuation Point following receipt of the conversion request.

The redemption and subscription costs connected with the conversion may be charged to the shareholder as indicated in the prospectus.

For more details about how to switch Fund, please refer to the section in the Fund's prospectus entitled "Can I switch or convert shares and what are the implications?", which is available at <https://funds.axa-im.com>

This document provides you with key investor information about this Fund. It is not marketing material. The information is required by law to help you understand the nature and risks of investing in this Fund. You are advised to read it so you can make an informed decision about whether to invest.

BlackRock Absolute Return Bond Fund

Class D Accumulating GBP

ISIN: GB00B618DS31

Manager: BlackRock Fund Managers Limited

Objectives and Investment Policy

- ▶ The Fund seeks to achieve a positive absolute return on your investment (i.e. an increase in the overall value of the Fund) over a period of 12 months regardless of market conditions. As such, the Fund will not be managed against any fixed income benchmark.
- ▶ The Fund will be managed with the aim of delivering absolute (more than zero) returns on a 12 month basis in any market conditions. However, an absolute return is not guaranteed over a 12 month or any period and the Fund may experience periods of negative return. The Fund's capital is at risk.
- ▶ The Fund aims to gain investment exposure to fixed income (FI) securities, FI-related securities and money-market instruments (MMIs) issued by, or giving exposure to, companies, governments, government agencies and supranationals (i.e. the International Bank for Reconstruction and Development) worldwide.
- ▶ In order to achieve its objective the Fund invests at least 70% of its total assets in derivatives, FI securities, FI-related securities, MMIs, deposits and cash.
- ▶ The FI-related securities include derivatives. Derivatives are investments the prices of which are based on one or more underlying assets. FI securities include bonds and other debt securities. MMIs are debt securities with short-term maturities.
- ▶ The FI securities and MMIs may be investment grade (i.e. meet a specified level of credit worthiness), non-investment grade or unrated.
- ▶ At any one time, a substantial amount, or even all of the Fund's assets may be held as cash. This may be held for the purpose of providing cover for the exposure created by the use of derivatives or to assist in achieving its investment objective.
- ▶ The investment adviser (IA) will use derivatives to achieve the Fund's investment objective. These will include synthetic short positions where the Fund uses a derivative to benefit from the sale of an asset which the Fund does not physically own with the aim of buying it later at a lower price to secure a profit.
- ▶ The Fund may, via derivatives, generate varying amounts of market leverage (i.e. where the Fund gains market exposure in excess of the value of its assets). The IA will utilise strategies including the active management of interest rates and the flexible management of sector and currency exposure.
- ▶ The Fund is actively managed and the IA has discretion to select the Fund's investments and is not constrained by any benchmark in this process. 3 Month Sterling Overnight Index Average Rate (SONIA) compounded in arrears should be used by unitholders to compare the performance of the Fund. Compounding in arrears is a methodology that compounds daily values of the overnight rate throughout the relevant term period (i.e.3 Months).
- ▶ Recommendation: This Fund may not be appropriate for short-term investment.
- ▶ Your units will be accumulating units (i.e. dividend income will be included in their value).
- ▶ Your units will be denominated in Sterling, the Fund's base currency.
- ▶ You can buy and sell your units daily. The minimum initial investment for this unit class is £100,000.

For more information on the Fund, share/unit classes, risks and charges, please see the Fund's prospectus, available on the product pages at www.blackrock.com

Risk and Reward Profile



- ▶ This indicator is based on historical data and may not be a reliable indication of the future risk profile of the Fund.
- ▶ The risk category shown is not guaranteed and may change over time.
- ▶ The lowest category does not mean risk free.
- ▶ The Fund is rated four due to the nature of its investments which include the risks listed below. These factors may impact the value of the Fund's investments or expose the Fund to losses.
 - Credit risk, changes to interest rates and/or issuer defaults will have a significant impact on the performance of fixed income securities. Potential or actual credit rating downgrades may increase the level of risk.

- Due to its investment strategy an 'Absolute Return' fund may not move in line with market trends or fully benefit from a positive market environment.
- Derivatives may be highly sensitive to changes in the value of the asset on which they are based and can increase the size of losses and gains, resulting in greater fluctuations in the value of the Fund. The impact to the Fund can be greater where derivatives are used in an extensive or complex way.
- ▶ Particular risks not adequately captured by the risk indicator include:
 - Counterparty Risk: The insolvency of any institutions providing services such as safekeeping of assets or acting as counterparty to derivatives or other instruments, may expose the Fund to financial loss.
 - Credit Risk: The issuer of a financial asset held within the Fund may not pay income or repay capital to the Fund when due. If a financial institution is unable to meet its financial obligations, its financial assets may be subject to a write down in value or converted (i.e. "bail-in") by relevant authorities to rescue the institution.
 - Liquidity Risk: Lower liquidity means there are insufficient buyers or sellers to allow the Fund to sell or buy investments readily.

Charges

The charges are used to pay the costs of running the Fund, including the costs of marketing and distributing it. These charges reduce the potential growth of your investment.

The entry and exit charges shown are maximum figures. In some cases you might pay less. Please refer to your financial advisor or the distributor for the actual entry and exit charges.

*Subject to a charge of up to 2% paid into the Fund where the Manager suspects excessive trading by an investor.

The ongoing charges figure is based on expenses for the twelve month period ending 31 December 2023. This figure may vary from year to year. It excludes portfolio trade-related costs, except costs paid to the custodian and any entry/exit charge paid to an underlying collective investment scheme (if any).

** To the extent the Fund undertakes securities lending to reduce costs, the Fund will receive 62.5% of the associated revenue generated and the remaining 37.5% will be received by BlackRock as the securities lending agent. As securities lending revenue sharing does not increase the costs of running the Fund, this has been excluded from the ongoing charges.

One-off charges taken before or after you invest	
Entry Charge	None
Exit Charge	None*
This is the maximum that might be taken out of your money before it is invested or before proceeds of your investments are paid out.	
Charges taken from the Fund over each year	
Ongoing Charges	0.57%**
Charges taken from the Fund under certain conditions	
Performance Fee	None

Past Performance

Past performance is not a guide to future performance.

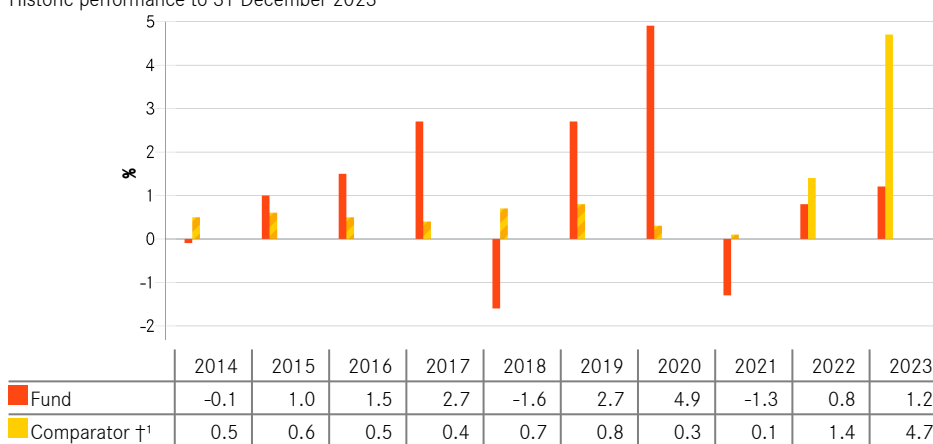
The chart shows the Fund's annual performance in GBP for each full calendar year over the period displayed in the chart. It is expressed as a percentage change of the Fund's net asset value at each year-end. The Fund was launched in 2011. The unit class was launched in 2011.

Performance is shown after deduction of ongoing charges. Any entry/exit charges are excluded from the calculation.

†3 month SONIA Compounded in Arrears (GBP) (GBP)

Prior to 13.12.2021, the Fund used a different benchmark which is reflected in the benchmark data.

Historic performance to 31 December 2023



During this period performance was achieved under circumstances that no longer apply.

Practical Information

- ▶ The trustee and depositary of the Fund is The Bank of New York Mellon (International) Limited, which also acts as custodian.
- ▶ Further information about the Fund can be obtained from the latest annual report and half-yearly reports of the Fund. These documents are available free of charge in English. These can be found, along with other information, such as unit prices, on the BlackRock website at www.blackrock.com or by calling Investor Services on 0800 44 55 22.
- ▶ Investors should note that the tax legislation that applies to the Fund may have an impact on the personal tax position of your investment in the Fund.
- ▶ BlackRock Fund Managers Limited may be held liable solely on the basis of any statement contained in this document that is misleading, inaccurate or inconsistent with the relevant parts of the Fund's prospectus.
- ▶ The Remuneration Policy of the Management Company, which describes how remuneration and benefits are determined and awarded, and the associated governance arrangements, is available at www.blackrock.com/Remunerationpolicy or on request from the registered office of the Management Company.

KEY INVESTOR INFORMATION

This document provides you with Key Investor Information about this Fund. It is not marketing material. The information is required by law to help you understand the nature and the risks of investing in this Fund. You are advised to read it so you can make an informed decision about whether to invest.

Janus Henderson

Absolute Return Fund Class I Acc ISIN: GB00B5KKCX12

A sub-fund of Janus Henderson Investment Fund Series I, a UK OEIC managed by Janus Henderson Fund Management UK Limited.
Fund Currency: GBP Share Class Currency: GBP

Objective and investment policy

Objective

The Fund aims to provide a positive (absolute) return, regardless of market conditions, over any 12 month period. A positive return is not guaranteed over this or any other time period, and particularly over the shorter term the Fund may experience periods of negative returns. Consequently your capital is at risk.

Performance target: To outperform the UK Base Interest Rate, after the deduction of charges, over any 3 year period.

Investment policy

The Fund invests in shares and makes extensive use of derivatives (complex financial instruments) to take both 'long' and 'short' positions in companies the Investment Manager believes will either rise in value (long positions) or fall in value (short positions) meaning that the Fund may benefit from either scenario.

The Fund will hold a significant proportion of its assets in cash and money market instruments as a result of holding derivatives and for when the Investment Manager wishes to take a defensive stance. Conversely, the Fund may also employ 'leverage' (so that the Fund can invest a greater amount than its actual value) when the Investment Manager has greater confidence in the opportunities available.

Typically, at least 60% of the exposure to the long and short positions (in aggregate) will be to companies of any size, in any industry, in the UK. Companies may be incorporated or headquartered in the UK, deriving significant revenue from the UK, or constituents of the FTSE All Share Index. Up to 40% of the long and short exposure may be to non-UK companies.

The Fund may also hold other assets including Collective Investment Schemes (including those managed by Janus Henderson).

The Investment Manager may also use derivatives (complex financial instruments) to reduce risk or to manage the Fund more efficiently.

The Fund is actively managed and makes reference to the UK Base Interest Rate as this forms the basis of the Fund's performance target and the calculation

of performance fees (if applicable). The Investment Manager has complete discretion to choose investments for the Fund and is not constrained by a benchmark.

Strategy

The Investment Manager blends core long term and tactical short term ideas to construct the portfolio. Ideas come from a variety of sources including proprietary research, external research and other Janus Henderson investment teams, with the intention of taking long positions in companies with unexpected earnings growth or value creation potential, and short positions in companies where earnings are priced in or where long term value is impaired.

Other Information The Investment Manager will seek to promote environmental, social and/or governance (ESG) principles in managing the Fund, which may include the exclusion of issuers that the Investment Manager considers could contribute to significant ESG harm, as further described in the prospectus.

Transaction costs In addition to the charges set out in the Charges section below, the Fund involves a high level of buying and selling activity and will incur higher portfolio transaction costs which are paid from the assets of the Fund. These may have a material impact on your returns.

Distribution policy The Fund offers accumulation shares (shares in which net income is retained within the price).

Recommendation This Fund may not be appropriate for investors who plan to withdraw their money within 5 years.

The Fund is designed to be used only as one component of several in a diversified investment portfolio. Investors should consider carefully the proportion of their portfolio invested into this Fund.

You can buy, sell or switch shares in the Fund on any dealing day and according to certain restrictions, both defined in detail in the Company's Prospectus.

For an explanation of some of the terms used in this document, please visit the glossary on our website at www.janushenderson.com.

Risk and reward profile



The value of an investment and any income from it can go up or down. When you sell your shares they may be worth less than you paid for them.

The rating above is based on the historic volatility of the share class. Historic data may not be a reliable indication of the future risk profile of the Fund. The rating is not guaranteed and may change over time.

The share class appears at 4 out of 7. Share classes in higher categories have shown greater and/or more frequent variations in Net Asset Value in the past five years than those in lower categories. The lowest category does not mean risk free.

Other material risks not captured by the rating:

Equities Shares/Units can lose value rapidly, and typically involve higher risks than bonds or money market instruments. The value of your investment may fall as a result.

Country or Region If a Fund has a high exposure to a particular country or geographical region it carries a higher level of risk than a Fund which is more broadly diversified.

Derivatives and Leverage The Fund may use derivatives to help achieve its investment objective. This can result in leverage (higher levels of debt), which can magnify an investment outcome. Gains or losses to the Fund may therefore be greater than the cost of the derivative. Derivatives also introduce other risks, in particular, that a derivative counterparty may not meet its contractual obligations.

Exchange Rates If the Fund holds assets in currencies other than the base currency of the Fund, or you invest in a share/unit class of a different currency to the Fund (unless hedged, i.e. mitigated by taking an offsetting position in a related security), the value of your investment may be impacted by changes in exchange rates.

Liquidity Securities within the Fund could become hard to value or to sell at a desired time and price, especially in extreme market conditions when asset prices may be falling, increasing the risk of investment losses.

Counterparty Risk and Operational Risk The Fund could lose money if a counterparty with which the Fund trades becomes unwilling or unable to meet its obligations, or as a result of failure or delay in operational processes or the failure of a third party provider.

For more information please see the Company's Prospectus.

Charges

The charges you pay are used to pay the costs of running the Fund, including the costs of managing and distributing it. These charges reduce the potential growth of your investment.

If you invest through a third party provider you are advised to consult them directly as charges, performance and terms and conditions may differ materially to those shown in this document.

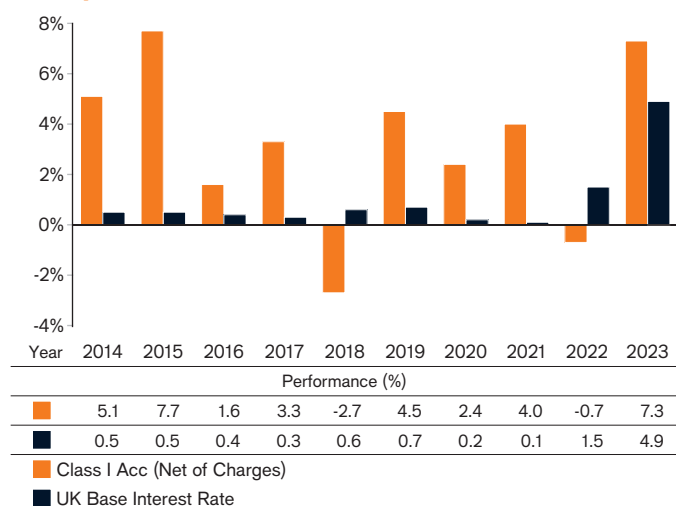
One-off charges taken before or after you invest*

Entry Charge	5.00%
Exit Charge	0.00%**

* The charges shown are maximum figures. In some cases you may pay less.

** Subject to a charge of up to 3.00% where the Manager suspects excessive trading by an investor (and specifically on subscriptions held for less than 90 days).

Past performance



Charges taken from the Fund over a year

Ongoing Charges	1.07%
-----------------	-------

The ongoing charges are based on actual annualised expenses for the period ending 31 May 2023. Ongoing charges may vary from year to year.

The figure for ongoing charges excludes portfolio transaction costs, except in the case of an initial charge paid by the Fund when buying shares or units in another Fund.

Charges taken from the Fund under certain specific conditions

Performance fee	20.00%*
-----------------	---------

*20% of any returns that, subject to a High Water Mark, the Fund achieves above the UK Base Interest Rate. The actual amount charged in the Fund's last financial period ending 31 May 2023 amounted to 0.00%.

For more information about Charges please see the Company's Prospectus.

The past performance is calculated in GBP.

The Fund and the share class were launched in April 2009.

Past performance does not predict future returns.

The past performance takes into account all charges except one-off charges.

The Fund does not aim to track the performance of the benchmark.

Practical information

Depository: NatWest Trustee and Depository Services Limited.

To obtain more information: This Key Investor Information Document may not contain all the information you need.

For the last published price of shares in the Fund or any additional information on the Fund, or to obtain the Company's prospectus or the annual/semi-annual report, please visit www.janushenderson.com. Documents are available free of charge in English and certain other languages. You may also contact the registered office of the Fund at 201 Bishopsgate, London EC2M 3AE, or your local representative office.

Tax: Investors should note that the tax legislation that applies to the Fund may have an impact on the personal tax position of their investment in the Fund.

Contact your adviser to discuss tax treatment, suitability of this investment, and other questions.

Notices: Janus Henderson Fund Management UK Limited may be held liable solely on the basis of any statement contained in this document

that is misleading, inaccurate or inconsistent with the relevant parts of the Prospectus for the Fund.

The assets of each sub-fund are segregated, meaning that each sub-fund is insulated from any losses or claims associated with the other sub-funds.

Further information about dealing and switching to other share classes of this Fund or other Funds in this OEIC may be obtained by visiting www.janushenderson.com or found in the Company's prospectus.

The details of the up-to-date remuneration policy of the Manager are available at www.janushenderson.com. A paper copy of the remuneration policy will be made available free of charge upon request. These include a description of how pay and benefits are worked out and the people or committee members responsible for awarding them.

The Fund and Janus Henderson Fund Management UK Limited are authorised in the UK and regulated by the Financial Conduct Authority ("FCA").

This Key Investor Information is accurate as at 12 February 2024.

Key Investor Information

This document provides you with key investor information about this fund. It is not marketing material. The information is required by law to help you understand the nature and the risks of investing in this fund. You are advised to read it so you can make an informed decision about whether to invest.

JPMorgan Investment Funds

ISIN: LU0323456540

JPM Income Opportunity C (perf) (dist) - GBP (hedged)

a Share Class of JPMorgan Investment Funds – Income Opportunity Fund. The management company is JPMorgan Asset Management (Europe) S.à r.l.

Objectives, Process and Policies

INVESTMENT OBJECTIVE

To achieve a return in excess of the benchmark by exploiting investment opportunities in, amongst others, the debt and currency markets, and using derivatives where appropriate.

INVESTMENT PROCESS

Investment approach

- Uses an absolute return oriented approach to target uncorrelated, low volatility returns over the medium term regardless of market conditions.
- Flexibility to draw on diversified sources of returns across three distinct strategies: tactical rotation between traditional fixed income sectors, alternative strategies such as relative value trading, and hedging strategies.

Share Class Benchmark ICE BofA SONIA Overnight Rate Index

Benchmark uses and resemblance

- Performance comparison.
- Performance fee calculation.

The Sub-Fund is actively managed without reference or constraints relative to its benchmark.

POLICIES

Main investment exposure The majority of assets invested in a broad range of government and corporate debt securities from issuers anywhere in the world, including emerging markets.

The Sub-Fund is expected to invest between 10% and 30% of its assets in mortgage-backed securities (MBS) and/or asset-backed securities (ABS) of any credit quality, however, due to the unconstrained investment approach, the actual investment level may vary. MBS which may be agency (issued by quasi US government agencies) and non-agency (issued by private institutions) refers to debt securities that are backed by mortgages, including residential and commercial mortgages, and ABS refers to those that are backed by other types of assets such as credit card debt, car loans, consumer loans and equipment leases.

The Sub-Fund may also invest in other assets such as convertible securities, equities, ETFs and REITs. To a limited extent, the Sub-Fund may invest in distressed debt securities and securities in default.

There are no credit quality restrictions applicable to the investments. Up to 100% of assets in Deposits with Credit Institutions, money market instruments and money market funds for investment and defensive purposes.

Other investment exposures Catastrophe bonds to a limited extent; up to 5% in contingent convertible bonds.

Up to 20% of net assets in Ancillary Liquid Assets for managing cash subscriptions and redemptions as well as current and exceptional payments. Up to 100% of net assets in Ancillary Liquid Assets for defensive purposes on a temporary basis if justified by exceptionally unfavourable market conditions.

Derivatives Used for: investment purposes; hedging; efficient portfolio management. Types: see [Sub-Fund Derivative Usage](#) table under [How the Sub-Funds Use Derivatives, Instruments and Techniques](#) in the Prospectus. TRS including CFD: 0-25% expected; 25% maximum. Global exposure calculation method: absolute VaR. Expected level of leverage from derivatives: 350% indicative only. Leverage may significantly exceed this level from time to time.

Currencies Sub-Fund Base Currency: USD. Currencies of asset denomination: any. Hedging approach: typically hedged to Base Currency (excluding active currency positions).

This Share Class seeks to minimise the effect of exchange rate fluctuations between the Sub-Fund's Base Currency and the Share Class Currency.

Redemption and Dealing Shares of the Sub-Fund may be redeemed on demand, with dealing normally on a daily basis.

Distribution Policy This Share Class normally pays an annual dividend in March based on reportable income. This Share Class intends to qualify as a reporting fund under UK tax law for offshore funds.

For an explanation of some of the terms used in this document, please visit the glossary on our website at www.jpmorganassetmanagement.lu

Risk and Reward Profile



The above rating is based on the historic volatility of the Net Asset Value of the Share Class over the last five years and the volatility which is consistent with the risk limit of the Sub-Fund.

The risk and reward category shown above is not guaranteed to remain unchanged and may change over time.

A Share Class with the lowest risk rating does not mean a risk-free investment.

Why is this Share Class in this category? This Share Class is classified in category 3 because its Net Asset Value has shown low to medium fluctuations historically and this category is consistent with the risk limit of the Sub-Fund.

OTHER MATERIAL RISKS

The Sub-Fund is subject to **Investment risks** and **Other associated risks** from the techniques and securities it uses to seek to achieve its objective.

The table on the right explains how these risks relate to each other and the **Outcomes to the Shareholder** that could affect an investment in the Sub-Fund.

Investors should also read [Risk Descriptions](#) in the Prospectus for a full description of each risk.

Investment risks Risks from the Sub-Fund's techniques and securities

Techniques	Securities	
Derivatives	Catastrophe bonds	– Unrated debt
Hedging	Contingent convertible bonds	– Distressed debt
	Debt securities	Emerging markets
	– Government debt	Equities
	– Investment grade debt	MBS/ABS
	– Below investment grade debt	REITs
		UCITS, UCIs & ETFs

Other associated risks Further risks the Sub-Fund is exposed to from its use of the techniques and securities above

Credit Currency	Interest rate Liquidity	Market
-----------------	-------------------------	--------

Outcomes to the Shareholder Potential impact of the risks above

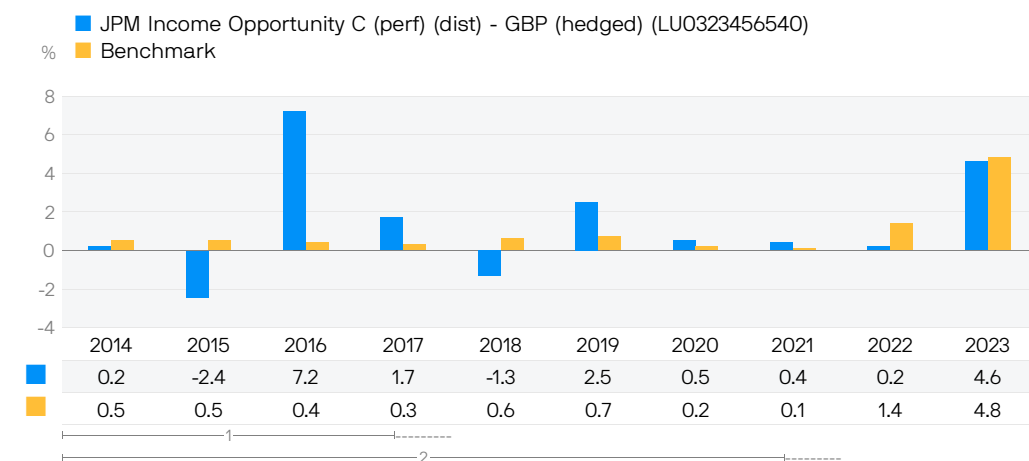
Loss Shareholders could lose some or all of their money.	Volatility Shares of the Sub-Fund will fluctuate in value.	Failure to meet the Sub-Fund's objective.
--	--	---

Charges

One-off charges taken before or after you invest		
Entry charge	None	This is the maximum that might be taken out of your money before it is invested or before the proceeds of your investment are paid out.
Exit charge	None	
Charges taken from this Share Class over a year		
Ongoing charge	0.70%	The ongoing charge is based on the last year's expenses to November 2023 and may vary from year to year.
Charges taken from this Share Class under certain specific conditions		
Performance fee	20.00%	20.00% a year of any returns this Share Class achieves above the benchmark, ICE BofA SONIA Overnight Rate Index.

- The entry and exit charges are the maximum charge and investors may pay less. Information on charges can be obtained from the investor's financial adviser, distributor or any country specific addendum to the Prospectus.
- A switching charge not exceeding 1% of the Net Asset Value of the shares in the new Share Class may be charged.
- Charges are used to pay the costs of running this Share Class, including the costs of marketing and distribution. These charges reduce the potential growth of the investment.
- Further information about charges and specifically about the performance fee and how it is calculated can be found in the "Share Classes and Costs" section of the Prospectus.

Past Performance



- Past performance is not a guide to future performance.
- Performance data has been calculated including tax, ongoing charges and portfolio transaction costs and excluding entry and exit charges, in GBP.
- Where no past performance is shown there was insufficient data available in that year to provide performance.
- Sub-Fund launch date: 2007.
- Share Class launch date: 2009.

- 1 This performance was achieved under circumstances that may no longer apply.
- 2 A different benchmark was used during this period.

Practical Information

Depository The fund depository is J.P. Morgan SE - Luxembourg Branch.

Further Information A copy of the Prospectus and latest annual and semi-annual financial report in English, French, German, Italian, Portuguese and Spanish and the latest Net Asset Value per Share and Bid and Offer Prices are available free of charge upon request from www.jpmorganassetmanagement.com, by email from fundinfo@jpmorgan.com, or by writing to JPMorgan Asset Management (Europe) S.à r.l, 6 route de Trèves, L-2633 Senningerberg, Grand Duchy of Luxembourg.

Remuneration Policy The Management Company's Remuneration Policy can be found on <http://www.jpmorganassetmanagement.lu/emea-remuneration-policy>. This policy includes details of how remuneration and benefits are calculated, including responsibilities and composition of the committee which oversees and controls the policy. A copy of this policy can be requested free of charge from the Management Company.

Tax The Sub-Fund is subject to Luxembourg tax regulations. This may have an impact on the investor's personal tax position.

Legal Information JPMorgan Asset Management (Europe) S.à r.l. may be held liable solely on the basis of any statement contained in this document that is misleading, inaccurate or inconsistent with the relevant parts of the Prospectus.

JPMorgan Investment Funds consists of separate Sub-Funds, each of which issues one or more Share Classes. This document is prepared for a

specific Share Class. The Prospectus and annual and semi-annual financial reports are prepared for JPMorgan Investment Funds.

The Sub-Fund is part of JPMorgan Investment Funds. Under Luxembourg law, there is segregated liability between Sub-Funds. This means that the assets of a Sub-Fund will not be available to meet a claim of a creditor or another third party made against another Sub-Fund.

Switching Investors may switch into Shares of another Share Class (excluding a T Share Class or an F Share Class) of the Sub-Fund or another Sub-Fund of JPMorgan Investment Funds subject to meeting any relevant eligibility requirements and minimum holding amounts. Further information can be found in the "Investing in the Sub-Funds" section of the Prospectus.

Privacy Policy You should note that, if you contact J.P. Morgan Asset Management by telephone, those lines may be recorded and monitored for legal, security and training purposes. You should also take note that information and data from communications with you may be processed by J.P. Morgan Asset Management, acting as a data controller, in accordance with applicable data protection laws. Further information about processing activities of J.P. Morgan Asset Management can be found in the EMEA Privacy Policy, which is available at www.jpmorgan.com/emea-privacy-policy. Additional copies of the EMEA Privacy Policy are available on request.

Key Investor Information

This document provides you with key investor information about this Fund. It is not marketing material. The information is required by law to help you understand the nature and the risks of investing in this Fund. You are advised to read it so you can make an informed decision about whether to invest.

M&G Short Dated Corporate Bond Fund

a sub-fund of M&G Investment Funds (2)

Sterling Class I – Income shares ISIN no. GB00B8JXBQ82

Managed by M&G Securities Limited

Objective and investment policy

Objective: The fund aims to provide a combination of capital growth and income, net of the Ongoing Charge Figure, that is higher than the Markit iBoxx EUR Corporates 1-3 year Index (GBP Hedged) over any five-year period.

Core investment: At least 80% of the fund is invested directly or through derivatives, in investment grade bonds and asset-backed securities issued by companies from anywhere in the world, including emerging markets. These securities can be denominated in any currency.

The fund typically invests in bonds which have short repayment dates and, as a result, it has a low portfolio duration.

The fund aims to hedge any non-sterling assets back to sterling.

Other investments: The fund may invest in high yield bonds, other funds (including funds managed by M&G) and cash or assets that can be turned into cash quickly.

Derivatives usage: For investment purposes and to reduce risk and cost.

Strategy in brief: The fund typically invests in bonds due to be repaid within a short period so as to minimise the effect of interest rate movements on the fund's value. Asset allocation and stock selection are at the heart of the investment process. Spreading investments across issuers, sectors and countries is an essential element of the strategy.

Benchmark: Markit iBoxx EUR Corporates 1-3 year Index (GBP Hedged)

The benchmark is a target which the fund seeks to outperform. The index has been chosen as the benchmark as it best reflects the scope of the fund's investment policy. The benchmark is used solely to measure the fund's performance and does not constrain portfolio construction.

The fund is actively managed. The fund manager has complete freedom in choosing which investments to buy, hold and sell in the fund. The fund's holdings may deviate significantly from the target benchmark's constituents.

The benchmark is shown in the share class currency.

Additional information can be found on the M&G website, including:

- a [glossary](#) providing an explanation of some terms used in this document.
- the Prospectus including the fund's objective and investment policy.

Other information

The fund may invest more than 35% in securities issued or guaranteed by a member state of the European Economic Area or other countries listed in the fund's Prospectus. This investment may be combined with the use of derivatives in pursuit of the fund's investment objective.

You can buy and sell shares in the fund on any business day. Instructions received before 12 noon will be dealt at that day's price.

Any income from the fund may be paid out to you quarterly.

In addition to the charges set out in the charges section, the fund will incur portfolio transaction costs which are paid from the assets of the fund. These can be higher when investing outside Europe.

Recommendation: This fund may not be appropriate for investors who plan to withdraw their money within 5 years.

Risk and reward profile



■ The above risk and reward indicator is based on historical data and may not be a reliable indication of the future risk profile of this share class. This Share Class is categorised in risk class 3 because its Net Asset Value has shown very low to medium rises and falls in value historically.

- The risk number shown is not guaranteed and may change over time.
- The lowest risk number does not mean risk free.

The main risks that could affect performance are set out below:

- The value and income from the fund's assets will go down as well as up. This will cause the value of your investment to fall as well as rise. There is no guarantee that the fund will achieve its objective and you may get back less than you originally invested.
- Investments in bonds are affected by interest rates, inflation and credit ratings. It is possible that bond issuers will not pay interest or return the capital. All of these events can reduce the value of bonds held by the fund.
- High yield bonds usually carry greater risk that the bond issuers may not be able to pay interest or return the capital.
- The fund may use derivatives to profit from an expected rise or fall in the value of an asset. Should the asset's value vary in an unexpected way, the fund will incur a loss. The fund's use of derivatives may be extensive and exceed the value of its assets (leverage). This has the effect of magnifying the size of losses and gains, resulting in greater fluctuations in the value of the fund.
- Investing in emerging markets involves a greater risk of loss due to greater political, tax, economic, foreign exchange, liquidity and regulatory risks, among other factors. There may be difficulties in buying, selling, safekeeping or valuing investments in such countries.
- The fund is exposed to different currencies. Derivatives are used to minimise, but may not always eliminate, the impact of movements in currency exchange rates.
- In exceptional circumstances where assets cannot be fairly valued, or have to be sold at a large discount to raise cash, we may temporarily suspend the fund in the best interest of all investors.
- The fund could lose money if a counterparty with which it does business becomes unwilling or unable to repay money owed to the fund.
- Operational risks arising from a failure or delay in operational processes and systems, or the failure of a third party provider may affect the value of your investments. Where this results in compensation needing to be paid, this may be paid some time after the original loss is experienced.

Further details of the risks that apply to the fund can be found in the fund's Prospectus at www.mandg.co.uk/literature

Charges

The charges shown in the table are used to pay the costs of running the fund, including the costs of marketing and distributing it. These charges reduce the potential growth of your investment.

One-off charges taken before or after you invest	
Entry charge	0.00%
Exit charge	0.00%
This is the maximum that might be taken out of your money before it is invested or before the proceeds of your investment are paid out.	
Charges taken from the fund over a year	
Ongoing charge	0.25%
Charges taken from the fund under certain specific conditions	
Performance fee	None

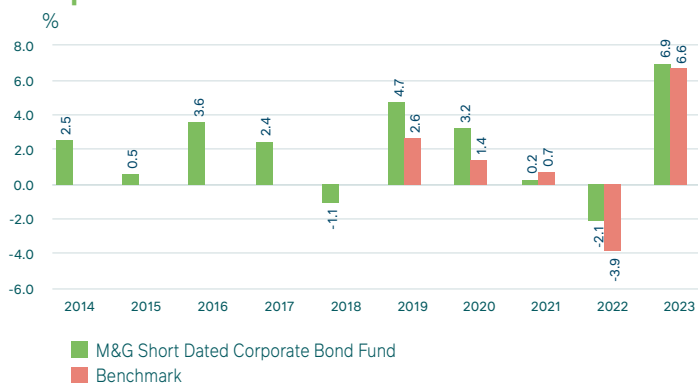
The entry and exit charges shown are the maximum figures and, in some cases, you may pay less. You can find out the exact charges which apply to your investment by contacting your financial adviser or distributor or, if you have invested directly with us, you can contact us using the details given in the practical information section.

The ongoing charge is based on expenses for the period/year ending 31 May 2023. This figure may change from year to year. It excludes portfolio transaction costs. This figure includes extraordinary expenses and underlying charges for closed-ended-funds, such as investment trusts and Real Estate investment trusts.

For Income shares, the ongoing charge is taken from investments held in the fund's portfolio and not from the income these investments produce. The deduction of this charge will reduce the potential growth of your investment.

For more information on charges, please see the relevant sections of the Prospectus at www.mandg.co.uk/literature

Past performance



- Past performance is not a guide to future performance.
- Performance calculation excludes UK taxes from 01 December 2016. It does not take into account the entry and exit charges but does take into account the ongoing charge, as shown in the charges section.
- The fund launched on 29 January 1993 and the Sterling Class I Income share class launched on 09 November 2012.
- Performance is calculated using Sterling Class I Income shares.
- Benchmark performance has been calculated in GBP.

Benchmark:

13 March 2018 to 31 December 2023 - Markit iBoxx EUR Corporates 1-3 year Index (GBP Hedged)

Practical information

The depositary is NatWest Trustee and Depositary Services Limited.

For more information about this fund, please visit www.mandg.co.uk/literature where you will find a copy of the Prospectus, Instrument of Incorporation and the latest annual or interim Investment Report and Financial Statements. These documents are in English and are available free of charge. Our website also provides other information such as share prices.

UK tax laws apply to the fund, and this may affect your personal tax position. Please speak to an adviser for more information.

M&G Securities Limited may be held liable solely on the basis of any statement contained in this document that is misleading, inaccurate or inconsistent with the relevant parts of the Prospectus for the fund.

The fund is a sub-fund of M&G Investment Funds (2), an umbrella Open Ended Investment Company (OEIC). The Prospectus, and annual or interim Investment Report and Financial Statements contain information about all of the sub-funds in M&G Investment Funds (2).

The assets of each sub-fund within the umbrella OEIC are segregated by law. This means that the assets belong exclusively to that sub-fund and shall not be used or made available to pay the debts of any other sub-fund or the umbrella OEIC.

You may switch between other sub-funds of M&G Investment Funds (2). An entry charge may apply. Details on switching are provided in the Important Information for Investors document and the fund's Prospectus, or by calling M&G Customer Relations on 0800 390 390.

Other share classes may exist for the fund as set out in the relevant Prospectus.

For up-to-date details of the staff remuneration policy that applies to M&G Securities Limited, including a description of how remuneration and benefits are calculated, the make-up of the remuneration committee, and the identities of persons responsible for awarding the remuneration and benefits, please visit www.mandg.co.uk/remuneration. We will provide a paper copy of this information, free of charge, if you require one.

This Fund is authorised in the UK and regulated by the Financial Conduct Authority. M&G Securities Limited is authorised in the UK and regulated by the Financial Conduct Authority.

This key investor information is accurate as at 12 February 2024.

Purpose

This document provides you with key information about this investment product. It is not marketing material. The information is required by law to help you understand the nature, risks, costs, potential gains and losses of this product and to help you compare it with other products.

Product

Crabel Gemini UCITS Fund

a sub-fund of **MontLake UCITS Platform ICAV**

GBP Institutional A Pooled Class Shares (IE00BKPF667)

Crabel Gemini UCITS Fund is authorised in Ireland and regulated by the Central Bank of Ireland.

The PRIIPs Manufacturer and the Management Company is Waystone Management Company (IE) Limited which is authorised in Ireland and regulated by the Central Bank of Ireland. For more information on this product, please refer to <https://funds.waystone.com/public> or call +353 (0)16192300.

Accurate as of: 30 April 2024

What is this product?

Type

This is an investment fund established as an Irish Collective Asset-Management Vehicle (ICAV).

Objectives

Investment objective The investment objective of the Sub-Fund is to achieve long term capital growth.

Investment policies The Sub-Fund will gain exposure to four asset classes, namely commodities, currencies, interest rates and equity indices (the "Asset Classes") across North America, Europe and Asia. The Sub-Fund will take exposure to the Asset Classes through the application of the Investment Manager's systematic trading program, the Gemini Program. The Gemini Program trades over 125 global markets across each of the Asset Classes.

The Sub-Fund will invest in structured financial instruments to gain commodity exposure. The Sub-Fund will gain exposure, which may be long or short, to the major categories of traded commodities, including but not limited to metals, energy and agriculture. The investment by the Sub-Fund in structured financial instruments shall not exceed 20% of the Net Asset Value of the Sub-Fund.

The Sub-Fund will mainly invest in the Asset Classes through futures and forward foreign exchange contracts. Derivatives may also be used for hedging purposes. A derivative is a contract between two or more parties whose value is based on an agreed-upon underlying financial asset, index or security.

The Sub-Fund may take short exposure to the Asset Classes as part of its investment strategy. This means the Sub-Fund will make a profit if the value of an Asset Class goes down, but it will lose money if the value of the Asset Class goes up. Unless the loss is capped or offset by another investment, such losses could theoretically be unlimited.

It is expected that by using derivatives, the Sub-Fund's long and short positions may each be up to 500% of the net asset value of the Sub-Fund, and in total, between 200% and 1,000% long or short at any given time.

The Sub-Fund may also invest in open-ended exchange traded funds and other open ended collective investment schemes which enable the Sub-Fund to achieve its investment objective. The Sub-Fund may also invest in cash and money market instruments for cash management purposes.

Benchmark The Sub-Fund is actively managed, meaning the Investment Manager actively selects and invests the securities in which

the Sub-Fund invests with the aim of meeting the investment objective of the Sub-Fund, and is not managed with reference to any benchmark.

Redemption and Dealing You may sell your shares in the Sub-Fund on any day that banks are open in Dublin, Ireland and New York, United States of America. You must submit your application to the Sub-Fund's Administrator before 1.00 p.m. one business day before the day on which you want to sell.

Distribution Policy Your shares do not pay income, but instead the Sub-Fund reinvests such income to grow your capital.

Launch date The Sub-Fund came into existence in 2017. This Share class was launched on 19/06/2020.

Fund Currency As your shares are denominated in GBP and the Sub-Fund is valued in USD, forward contracts are used to attempt to eliminate the effects of changes in the currency exchange rates.

Conversion of units/shares You may switch your shares to the shares of another sub-fund of MontLake UCITS Platform ICAV free of charge.

Intended retail investor

This product is intended for investors who plan to stay invested for at least 5 years and are prepared to take on a medium-low level of risk of loss to their original capital in order to get a higher potential return. It is designed to form part of a portfolio of investments.

Term

The Sub-Fund is open-ended and has no maturity date. Subject to the liquidation, dissolution and termination rights of the board of the ICAV as set forth in the ICAV prospectus, the Sub-Fund cannot be automatically terminated. The PRIIP manufacturer, Waystone Management Company (IE) Limited, is not entitled to terminate the product unilaterally.

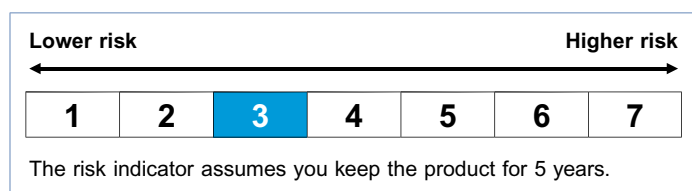
Practical information

Depository The Sub-Fund's assets are held with its depository, Northern Trust Fiduciary Services (Ireland) Limited.

Further information Further information about MontLake UCITS Platform ICAV, copies of its prospectus, annual and half-yearly reports may be obtained free of charge in English. Write to the ICAV's Administrator, Northern Trust International Fund Administration Services (Ireland) Limited, at Georges Court, 54-62 Townsend Street, Dublin 2, Ireland or visit www.waystone.com. Other practical information including the latest share prices are available at the registered office of the Management Company and the Administrator during normal business hours and will be published daily on the website www.montlakeucits.com.

What are the risks and what could I get in return?

Risks



The summary risk indicator is a guide to the level of risk of this product compared to other products. It shows how likely it is that the product will lose money because of movements in the markets or because we are not able to pay you.

We have classified this product as 3 out of 7, which is a medium-low risk class.

This rates the potential losses from future performance at a medium-low level, and poor market conditions are unlikely to impact the capacity of the Sub-Fund to pay you.

Be aware of currency risk. In some circumstances, you may receive payments in a different currency, so the final return you will get may depend on the exchange rate between the two currencies. This risk is not considered in the indicator shown above.

Performance scenarios

The figures shown include all the costs of the product itself, and includes the costs of your advisor or distributor. The figures do not take into account your personal tax situation, which may also affect how much you get back.

What you will get from this product depends on future market performance. Market developments in the future are uncertain and cannot be accurately predicted.

The unfavourable, moderate, and favourable scenarios shown are illustrations using the worst, average, and best performance of the product over the last 10 years. Markets could develop very differently in the future.

The stress scenario shows what you might get back in extreme market circumstances.

Unfavourable: this type of scenario occurred for an investment between 29 July 2022 and 28 March 2024.

Moderate: this type of scenario occurred for an investment between 30 November 2016 and 30 November 2021.

Favourable: this type of scenario occurred for an investment between 28 June 2014 and 28 June 2019.

Recommended holding period		5 years	
Example Investment		10,000 GBP	
Scenarios		if you exit after 1 year	if you exit after 5 years (recommended holding period)
Minimum	There is no minimum guaranteed return. You could lose some or all of your investment.		
Stress	What you might get back after costs Average return each year	8,065 GBP -19.4%	7,568 GBP -5.4%
Unfavourable	What you might get back after costs Average return each year	9,039 GBP -9.6%	9,492 GBP -1.0%
Moderate	What you might get back after costs Average return each year	10,346 GBP 3.5%	12,337 GBP 4.3%
Favourable	What you might get back after costs Average return each year	13,275 GBP 32.8%	15,070 GBP 8.5%

What happens if Waystone Management Company (IE) Limited is unable to pay out?

The Management Company has no obligation to pay out since the Sub-Fund design does not contemplate any such payment being made. You are not covered by any national compensation scheme. To protect you, the assets are held with a separate company, a depository. Should the Sub-Fund default, the depository would liquidate the investments and distribute the proceeds to the investors. In the worst case, however, you could lose your entire investment.

What are the costs?

The person advising on or selling you this product may charge you other costs. If so, this person will provide you with information about these costs and how they affect your investment.

Costs over time

The tables show the amounts that are taken from your investment to cover different types of costs. These amounts depend on how much you invest and how long you hold the product. The amounts shown here are illustrations based on an example investment amount and different possible investment periods.

We have assumed:

- in the first year you would get back the amount that you invested (0% annual return). For the other holding periods we have assumed the product performs as shown in the moderate scenario.
- 10,000 GBP is invested.

Example Investment 10,000 GBP	if you exit after 1 year	if you exit after 5 years (recommended holding period)
Total Costs	94 GBP	586 GBP
Annual cost impact*	0.9%	1.0%

(*) This illustrates how costs reduce your return each year over the holding period. For example it shows that if you exit at the recommended holding period your average return per year is projected to be 5.3% before costs and 4.3% after costs.

Composition of costs

One-off costs upon entry or exit		Annual cost impact if you exit after 1 year
Entry costs	0.00%, we do not charge an entry fee.	0 GBP
Exit costs	0.00%, we do not charge an exit fee for this product, but the person selling you the product may do so.	0 GBP
Ongoing costs taken each year		Annual cost impact if you exit after 1 year
Management fees and other administrative or operating costs	0.47% of the value of your investment per year. This is an estimate based on actual costs over the last year.	47 GBP
Transaction costs	0.11% of the value of your investment per year. This is an estimate of the costs incurred when we buy and sell the underlying investments for the product. The actual amount will vary depending on how much we buy and sell.	11 GBP
Incidental costs taken under specific conditions		Annual cost impact if you exit after 1 year
Performance fees	0.36% The actual amount will vary depending on how well your investment performs. The aggregated cost above is an estimation.	36 GBP

How long should I hold it and can I take money out early?

Recommended holding period: 5 years

This product is designed for longer term investments; you should be prepared to stay invested for at least 5 years. However, you can redeem your investment without penalty at any time during this period, or hold the investment longer. You may sell your shares in the Sub-Fund on any day that banks are open in Dublin, Ireland and New York, United States of America. You must submit your application to the Sub-Fund's Administrator before 1.00 p.m. one business day before the day on which you want to sell.

How can I complain?

You can send your complaint to the Management Company as outlined at <https://www.waystone.com/waystone-policies> or at the following postal address: 35 Shelbourne Rd, Ballsbridge, Dublin, D04 A4E0, Ireland or by e-mail to compliancееurope@waystone.com.

If you have a complaint about the person that advised you about this product, or who sold it to you, they will tell you where to complain.

Other relevant information

Cost, performance and risk The cost, performance and risk calculations included in this key information document follow the methodology prescribed by EU rules.

Performance scenarios You can find previous performance scenarios updated on a monthly basis at <https://funds.waystone.com/public>.

Past performance You can download the past performance over the last 3 year(s) from our website at <https://funds.waystone.com/public>.

Additional information Crabel Gemini UCITS Fund is a sub-fund of MontLake UCITS Platform ICAV. The assets of this Sub-Fund are segregated from other sub-funds on MontLake UCITS Platform ICAV. This means that the holdings of the Sub-Fund are held separately under Irish law from the holdings of the other sub-funds of MontLake UCITS Platform ICAV.

Details of the Management Company's remuneration policy, including but not limited to, a description of how the remuneration and benefits are calculated, the identity of persons responsible for awarding the remuneration and benefits, including the composition of the remuneration committee if applicable, are available on the website <https://www.waystone.com/waystone-policies> and a paper copy will be available free of charge on request.

This Sub-Fund is subject to tax laws and regulations of Ireland. Depending on your home country of residence, this might have an impact on your investment. For further details, please speak to your adviser.

Purpose

This document provides you with key information about this investment product. It is not marketing material. The information is required by law to help you understand the nature, risks, costs, potential gains and losses of this product and to help you compare it with other products.

Product

DUNN WMA Institutional UCITS Fund

a sub-fund of **MontLake UCITS Platform ICAV**

GBP Institutional Class A Pooled Shares (IE00BYZJ5H19)

DUNN WMA Institutional UCITS Fund is authorised in Ireland and regulated by the Central Bank of Ireland.

The PRIIPs Manufacturer and the Management Company is Waystone Management Company (IE) Limited which is authorised in Ireland and regulated by the Central Bank of Ireland. For more information on this product, please refer to <https://funds.waystone.com/public> or call +353 (0)16192300.

Accurate as of: 30 April 2024

What is this product?

Type

This is an investment fund established as an Irish Collective Asset-Management Vehicle (ICAV).

Objectives

Investment objective The Sub-Fund's objective is to generate returns for investors over a five year period.

The Sub-Fund will seek to achieve its objective by taking exposure to a systematic program called the DUNN WMA Institutional Program (the "Strategy").

Investment policies The Strategy, which is 100% methodical, provides exposure to the agricultural, energy, metal, equity (through equity indices and the CBOE Volatility Index), fixed income, currency and interest rate sectors (the "Sectors"). The Strategy seeks to identify and exploit price trends in the Sectors over a range of time periods.

The Sub-Fund mainly uses futures and structured notes to gain exposure to the Sectors.

Costs incurred in the use of financial derivative instruments may have a negative effect on the Sub-Fund's performance. These costs are in addition to those listed in "Charges" below.

The Sub-Fund's investment policy works best over a medium to long term time frame.

Benchmark The Sub-Fund is actively managed meaning that the investments are made on a fully discretionary basis. The Sub-Fund may measure its performance relative to the Barclay SG CTA Index for reference or investor communication purposes. The Sub-Fund does not operate any form of target to outperform a benchmark index.

Redemption and Dealing You can sell your shares any day that banks are open in Ireland, France, United Kingdom and United States. You must submit your application to the Sub-Funds Administrator before 1.00 p.m. on the previous business day.

Distribution Policy Your shares do not pay income, but instead the Sub-Fund reinvests such income to grow your capital.

Launch date The Sub-Fund came into existence in 2011. This Share class was launched on 28/02/2017.

Fund Currency As your shares are denominated in GBP and the Sub-Fund is valued in USD, forward contracts are used to attempt to eliminate the effects of changes in the currency exchange rates.

Conversion of units/shares You may switch your shares to the shares of another sub-fund of MontLake UCITS Platform ICAV free of charge.

Intended retail investor

This product is intended for investors who plan to stay invested for at least 5 years and are prepared to take on a medium-low level of risk of loss to their original capital in order to get a higher potential return. It is designed to form part of a portfolio of investments.

Term

The Sub-Fund is open-ended and has no maturity date. Subject to the liquidation, dissolution and termination rights of the board of the ICAV as set forth in the ICAV prospectus, the Sub-Fund cannot be automatically terminated. The PRIIP manufacturer, Waystone Management Company (IE) Limited, is not entitled to terminate the product unilaterally.

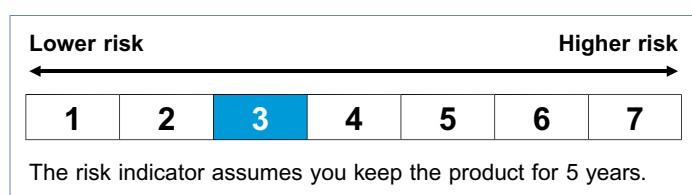
Practical information

Depository The Sub-Fund's assets are held with its depository, Northern Trust Fiduciary Services (Ireland) Limited.

Further information Further information about MontLake UCITS Platform ICAV, copies of its prospectus, annual and half-yearly reports may be obtained free of charge in English. Write to the ICAV's Administrator, Northern Trust International Fund Administration Services (Ireland) Limited, at Georges Court, 54-62 Townsend Street, Dublin 2, Ireland or visit www.waystone.com. Other practical information including the latest share prices are available at the registered office of the Management Company and the Administrator during normal business hours and will be published daily on the website www.montlakeucits.com.

What are the risks and what could I get in return?

Risks



The summary risk indicator is a guide to the level of risk of this product compared to other products. It shows how likely it is that the product will lose money because of movements in the markets or because we are not able to pay you.

We have classified this product as 3 out of 7, which is a medium-low risk class.

This rates the potential losses from future performance at a medium-low level, and poor market conditions are unlikely to impact the capacity of the Sub-Fund to pay you.

Be aware of currency risk. In some circumstances, you may receive payments in a different currency, so the final return you will get may depend on the exchange rate between the two currencies. This risk is not considered in the indicator shown above.

The performance scenarios described in this document are hypothetical and illustrative examples based on certain assumptions

Performance scenarios

The figures shown include all the costs of the product itself, and includes the costs of your advisor or distributor. The figures do not take into account your personal tax situation, which may also affect how much you get back.

What you will get from this product depends on future market performance. Market developments in the future are uncertain and cannot be accurately predicted.

The unfavourable, moderate, and favourable scenarios shown are illustrations using the worst, average, and best performance of the product over the last 10 years. Markets could develop very differently in the future.

The stress scenario shows what you might get back in extreme market circumstances.

Unfavourable: this type of scenario occurred for an investment between 30 November 2015 and 30 November 2020.

Moderate: this type of scenario occurred for an investment between 31 October 2014 and 31 October 2019.

Favourable: this type of scenario occurred for an investment between 30 September 2017 and 30 September 2022.

Recommended holding period		5 years	
Example Investment		10,000 GBP	
Scenarios		if you exit after 1 year	if you exit after 5 years (recommended holding period)
Minimum	There is no minimum guaranteed return. You could lose some or all of your investment.		
Stress	What you might get back after costs Average return each year	5,950 GBP -40.5%	5,597 GBP -11.0%
Unfavourable	What you might get back after costs Average return each year	8,552 GBP -14.5%	9,715 GBP -0.6%
Moderate	What you might get back after costs Average return each year	10,383 GBP 3.8%	12,025 GBP 3.8%
Favourable	What you might get back after costs Average return each year	13,475 GBP 34.7%	13,976 GBP 6.9%

What happens if Waystone Management Company (IE) Limited is unable to pay out?

The Management Company has no obligation to pay out since the Sub-Fund design does not contemplate any such payment being made. You are not covered by any national compensation scheme. To protect you, the assets are held with a separate company, a depository. Should the Sub-Fund default, the depository would liquidate the investments and distribute the proceeds to the investors. In the worst case, however, you could lose your entire investment.

What are the costs?

The person advising on or selling you this product may charge you other costs. If so, this person will provide you with information about these costs and how they affect your investment.

Costs over time

The tables show the amounts that are taken from your investment to cover different types of costs. These amounts depend on how much you invest and how long you hold the product. The amounts shown here are illustrations based on an example investment amount and different possible investment periods.

We have assumed:

- in the first year you would get back the amount that you invested (0% annual return). For the other holding periods we have assumed the product performs as shown in the moderate scenario.
- 10,000 GBP is invested.

Example Investment 10,000 GBP	if you exit after 1 year	if you exit after 5 years (recommended holding period)
Total Costs	223 GBP	1,418 GBP
Annual cost impact*	2.2%	2.3%

(*) This illustrates how costs reduce your return each year over the holding period. For example it shows that if you exit at the recommended holding period your average return per year is projected to be 6.1% before costs and 3.8% after costs.

Composition of costs

One-off costs upon entry or exit		Annual cost impact if you exit after 1 year
Entry costs	0.00% , we do not charge an entry fee.	0 GBP
Exit costs	0.00% , we do not charge an exit fee for this product, but the person selling you the product may do so.	0 GBP
Ongoing costs taken each year		Annual cost impact if you exit after 1 year
Management fees and other administrative or operating costs	0.61% of the value of your investment per year. This is an estimate based on actual costs over the last year.	61 GBP
Transaction costs	0.23% of the value of your investment per year. This is an estimate of the costs incurred when we buy and sell the underlying investments for the product. The actual amount will vary depending on how much we buy and sell.	23 GBP
Incidental costs taken under specific conditions		Annual cost impact if you exit after 1 year
Performance fees	1.39% The actual amount will vary depending on how well your investment performs. The aggregated cost estimation above includes the average over the last 5 years.	139 GBP

How long should I hold it and can I take money out early?

Recommended holding period: 5 years

This product is designed for longer term investments; you should be prepared to stay invested for at least 5 years. However, you can redeem your investment without penalty at any time during this period, or hold the investment longer. You can sell your shares any day that banks are open in Ireland, France, United Kingdom and United States. You must submit your application to the Sub-Funds Administrator before 1.00 p.m. on the previous business day.

How can I complain?

You can send your complaint to the Management Company as outlined at <https://www.waystone.com/waystone-policies> or at the following postal address: 35 Shelbourne Rd, Ballsbridge, Dublin, D04 A4E0, Ireland or by e-mail to complianceeurope@waystone.com.

If you have a complaint about the person that advised you about this product, or who sold it to you, they will tell you where to complain.

Other relevant information

Cost, performance and risk The cost, performance and risk calculations included in this key information document follow the methodology prescribed by EU rules.

Performance scenarios You can find previous performance scenarios updated on a monthly basis at <https://funds.waystone.com/public>.

Past performance You can download the past performance over the last 6 year(s) from our website at <https://funds.waystone.com/public>.

Additional information DUNN WMA Institutional UCITS Fund is a sub-fund of MontLake UCITS Platform ICAV. The assets of this Sub-Fund are segregated from other sub-funds on MontLake UCITS Platform ICAV. This means that the holdings of the Sub-Fund are held separately under Irish law from the holdings of the other sub-funds of MontLake UCITS Platform ICAV.

Details of the Management Company's remuneration policy, including but not limited to, a description of how the remuneration and benefits are calculated, the identity of persons responsible for awarding the remuneration and benefits, including the composition of the remuneration committee if applicable, are available on the website <https://www.waystone.com/waystone-policies> and a paper copy will be available free of charge on request.

This Sub-Fund is subject to tax laws and regulations of Ireland. Depending on your home country of residence, this might have an impact on your investment. For further details, please speak to your adviser.

Key Investor Information

This document provides you with key investor information about this fund. It is not marketing material. The information is required by law to help you understand the nature and the risks of investing in this fund. You are advised to read it so you can make an informed decision about whether to invest.

Vanguard Global Bond Index Fund (the "Fund")

A sub-fund of Vanguard Investment Series Plc

GBP Hedged Acc

ISIN: IE00B50W2R13

Manager: Vanguard Group (Ireland) Limited ("VGIL")

Objectives and investment policy

- The Fund employs a passive management – or indexing – investment approach and seeks to track the performance of the Bloomberg Global Aggregate Float Adjusted and Scaled Index (the "Index").
- The Index includes investment-grade bonds from around the world with maturities greater than one year.
- The Index is a market-weighted index of global government, government-related agencies, corporate and securitised fixed income investments with maturities greater than one year.
- The Fund attempts to:
 - Track the performance of the Index by investing in a portfolio of securities that, insofar as possible and practicable, consists of a representative sample of the component securities of the Index.
 - Remain fully invested except in extraordinary market, political or similar conditions where the Fund may temporarily depart from this investment policy to avoid losses.
- The Fund may use derivatives in order to reduce risk or cost and/or generate extra income or growth. A derivative is a financial contract whose value is based on the value of a financial asset (such as a share, bond, or currency) or a market index.
- The base currency of the Fund is USD.
- The Fund invests in securities which are denominated in currencies other than the base currency. Movements in currency exchange rates can affect the return of investments. Currency hedging techniques are used to minimise the risks associated with movements in currency exchange rates, where the Fund invests in securities denominated in currencies other than the listing currency, but these risks cannot be eliminated entirely. As this document relates to a share class where such techniques are used, the performance (see "Performance") of this share class is shown against the currency hedged version of the Index.
- The Fund is appropriate for long-term investment. You should have an investment horizon of at least 3 years.
- Income from the Fund will be reinvested and reflected in the price of shares in the Fund.
- Portfolio transaction costs will have an impact on performance.
- Subject to certain exceptions set out in the Prospectus, Shares in the

Fund can be bought or sold or exchanged on a daily basis (save on certain bank / public holidays and subject to certain restrictions described in Appendix 1 of the Prospectus or in a separate Supplement) by submitting an application in writing. A list of the days on which shares in the Fund cannot be bought or sold is available on <https://fund-docs.vanguard.com/holiday-calendar-vanguard-investment-series-plc-irish-funds.pdf>

For further information about the objectives and investment policy of the Fund, as well as the limited relationship with the Index provider, please see Appendix 1 and Appendix 6 of the Vanguard Investment Series plc prospectus (the "Prospectus") on our website at <https://global.vanguard.com>

Risk and reward profile



1	2	3	4	5	6	7
---	---	---	---	---	---	---

- This indicator is based on historical data and may not be a reliable indication of the future risk profile of the Fund.
- The risk category shown is not guaranteed and may change over time.
- The lowest category does not mean "risk free".
- The Fund is rated 4 due to the nature of its investments which include the risks listed below. These factors may impact the value of the Fund's investments or expose the Fund to losses.
 - The value of bonds and fixed income-related securities is affected by influential factors such as interest rates, inflation, credit spreads and volatility which, in turn, are driven by other factors including political, economic news, company earnings and significant corporate events.
 - Movements in currency exchange rates can adversely affect the return of your investment. Currency hedging may be used but is not guaranteed to completely eliminate currency risk.
 - Emerging markets are generally more sensitive to economic and political conditions than developed markets. Other factors include greater 'Liquidity Risk', restrictions on investment or transfers of assets and failed/delayed delivery of securities or payments to the Fund.
 - Investment risk is concentrated in specific sectors, countries, currencies or companies. This means the Fund is more sensitive to any localised economic, market, political or regulatory events.
 - Use of derivatives. The use of derivatives could increase or reduce exposure to underlying assets and result in greater fluctuations of the Fund's net asset value.

The risk and reward indicator does not take account of the following risks of investing in the Fund:

- Counterparty risk. The insolvency of any institutions providing services such as safekeeping of assets or acting as counterparty to derivatives or other instruments, may expose the Fund to financial loss.

- Liquidity risk. Lower liquidity means there are insufficient buyers or sellers to allow the Fund to sell or buy investments readily. This could cause the Fund to incur higher costs when buying or selling investments or could mean that the Fund is not able to buy or sell investments when it would like to do so.
- Credit risk. The issuer of a financial asset held within the Fund may not pay income or repay capital to the Fund when due.
- Index tracking risk. The Fund is not expected to track the performance of the Index at all times with perfect accuracy. The Fund is, however, expected to provide investment results that, before expenses, generally correspond to the price and yield performance of the Index.
- Index sampling risk. As the Fund uses an index sampling technique whereby a representative sample of securities are selected to represent the Index, there is the risk that the securities selected for the Fund may not, in the aggregate, approximate the full Index.
- Inflation risk. The value of your investments may not be worth as much in the future due to changes in purchasing power resulting from inflation.

For further information on risks please see the "Risk Factors" section of the Prospectus on our website at <https://global.vanguard.com>

Charges

The charges you pay are used to pay the costs of running the Fund, including the costs of marketing and distributing it. These charges reduce the potential growth of your investment.

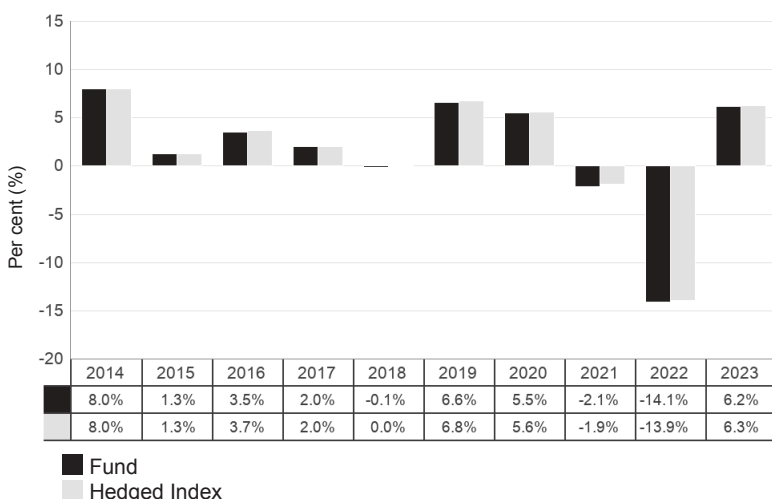
One-off charges taken before or after you invest	
Entry charge	None
Exit charge	None
This is the maximum that might be taken out of your money before it is invested / before the proceeds of your investment are paid out.	
Charges taken from the Fund over a year	
Ongoing charges	0.15%
Charges taken from the Fund under certain specific conditions	
Performance fee	None

The entry and exit charges shown are maximum figures and in some cases you might pay less. Investors can find out the actual entry and exit charges from their distributor and or adviser.

The ongoing charges figure is based on expenses for the year ended 31 December 2023. This figure may vary from year to year. It excludes portfolio transaction costs.

For further information about charges, please see the sections entitled "Buying Shares", "Redeeming Shares", "Fees and Expenses", Appendix 1, and the "Swing Pricing" section in Appendix 2 of the Prospectus on our website at <https://global.vanguard.com>

Past performance



• Past performance:

1. **Is not a reliable indication of future performance.**
 2. Includes ongoing charges and the reinvestment of income. It excludes entry and exit fees.
 3. Has been calculated in GBP.
- Shares in the Fund were first issued in 2008. This share class was launched in 2009.

Practical information

- **Depositary:** Brown Brothers Harriman Trustee Services (Ireland) Limited.
- **Documents, prices of shares and further information:** You can obtain copies of the Prospectus and the latest annual and semi-annual report and accounts for Vanguard Investment Series plc ("VIS"), along with the latest published prices of shares and other practical information on the Fund from Vanguard Investment Series plc c/o Brown Brothers Harriman Fund Administration Services (Ireland) Limited, 30 Herbert Street, Dublin 2, D02 W329, Ireland or from our website at <https://global.vanguard.com>. These documents are available in English only. The documents are available in English and are free of charge.
- **Prices:** The last published prices of shares in the Fund are also available from the FT's website www.ft.com or <https://global.vanguard.com>
- **Tax:** VIS is subject to the tax laws of Ireland. Depending on your country of residence, this may have an impact on your personal tax position. You are recommended to consult your professional tax adviser.
- **Liability:** VGIL may be held liable solely on the basis of any statement contained in this document that is misleading, inaccurate or inconsistent with the relevant parts of the Prospectus for VIS.
- **Sub-funds:** VIS is an umbrella fund with a number of sub-funds. This document describes a sub-fund of VIS. The prospectus and periodic reports are prepared for the entire company.
- VIS is an umbrella Fund with segregated liability between sub-funds. This means that the holdings of the Fund are maintained separately under Irish law from holdings of other sub-funds of VF and your investment in the Fund will not be affected by any claims against any other sub-fund of VIS.
- **Shares:** You may exchange your shares in the Fund for shares in any other sub-fund of VIS. Details of switching are provided in the Prospectus.
- Information about other share classes offered by VIS can be found in the prospectus or from our website at <https://global.vanguard.com>.
- Further information on the Index Provider please see the Fund's prospectus.
- **Remuneration policy:** Details of VGIL's Remuneration Policy are available at <https://www.ie.vanguard/content/dam/intl/europe/documents/ch/en/ucits-v-remuneration-policy.pdf>, including: (a) a description of how remuneration and benefits are calculated; and (b) the identities of persons responsible for awarding remuneration and benefits. A paper copy of these details may be obtained, free of charge, on request from VGIL at 70 Sir John Rogerson's Quay, Dublin 2, Ireland.

Key Investor Information

This document provides you with key investor information about this fund. It is not marketing material. The information is required by law to help you understand the nature and the risks of investing in this fund. You are advised to read it so you can make an informed decision about whether to invest.

Vanguard Global Short-Term Bond Index Fund (the "Fund")

A sub-fund of Vanguard Investment Series Plc

GBP Hedged Acc
ISIN: IE00BH65QG55

Manager: Vanguard Group (Ireland) Limited ("VGIL")

Objectives and investment policy

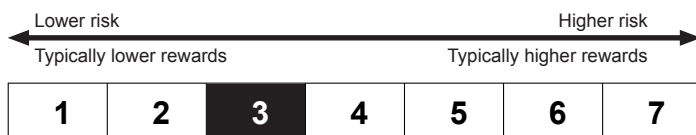
- The Fund employs a passive management – or indexing – investment approach and seeks to track the performance of the Bloomberg Global Aggregate Ex US MBS 1-5 Year Float Adjusted and Scaled Index (the "Index").
- The Index includes global government, government-related agencies, corporate and securitised bonds, with a maturity between 1 and 5 years. Bloomberg applies a filter to the Index to exclude US Mortgage Backed Securities from the universe of fixed income securities.
- The Fund attempts to:
 - Track the performance of the Index by investing in a portfolio of securities that, insofar as possible and practicable, consists of a representative sample of the component securities of the Index.
 - Remain fully invested except in extraordinary market, political or similar conditions where the Fund may temporarily depart from this investment policy to avoid losses.
- The Fund may use derivatives in order to reduce risk or cost and/or generate extra income or growth. A derivative is a financial contract whose value is based on the value of a financial asset (such as a share, bond, or currency) or a market index.
- The base currency of the Fund is USD.
- The Fund invests in securities which are denominated in currencies other than the base currency. Movements in currency exchange rates can affect the return of investments. Currency hedging techniques are used to minimise the risks associated with movements in currency exchange rates, where the Fund invests in securities denominated in currencies other than the listing currency, but these risks cannot be eliminated entirely. As this document relates to a share class where such techniques are used, the performance (see "Performance") of this share class is shown against the currency hedged version of the Index.
- The Fund is appropriate for short-term investment.
- Income from the Fund will be reinvested and reflected in the price of

shares in the Fund.

- Portfolio transaction costs will have an impact on performance.
- Subject to certain exceptions set out in the Prospectus, Shares in the Fund can be bought or sold or exchanged on a daily basis (save on certain bank / public holidays and subject to certain restrictions described in Appendix 1 of the Prospectus or in a separate Supplement) by submitting an application in writing. A list of the days on which shares in the Fund cannot be bought or sold is available on <https://fund-docs.vanguard.com/holiday-calendar-vanguard-investment-series-plc-irish-funds.pdf>

For further information about the objectives and investment policy of the Fund, as well as the limited relationship with the Index provider, please see Appendix 1 and Appendix 6 of the Vanguard Investment Series plc prospectus (the "Prospectus") on our website at <https://global.vanguard.com>

Risk and reward profile



- This indicator is based on historical data and may not be a reliable indication of the future risk profile of the Fund.
- The risk category shown is not guaranteed and may change over time.
- The lowest category does not mean "risk free".
- The Fund is rated 3 due to the nature of its investments which include the risks listed below. These factors may impact the value of the Fund's investments or expose the Fund to losses.
 - The value of bonds and fixed income-related securities is affected by influential factors such as interest rates, inflation, credit spreads and volatility which, in turn, are driven by other factors including political, economic news, company earnings and significant corporate events.
 - Movements in currency exchange rates can adversely affect the return of your investment. Currency hedging may be used but is not guaranteed to completely eliminate currency risk.
 - Emerging markets are generally more sensitive to economic and political conditions than developed markets. Other factors include greater "Liquidity Risk", restrictions on investment or transfers of assets and failed/delayed delivery of securities or payments to the Fund.
 - Investment risk is concentrated in specific sectors, countries, currencies or companies. This means the Fund is more sensitive to any localised economic, market, political or regulatory events.
 - Use of derivatives. The use of derivatives could increase or reduce exposure to underlying assets and result in greater fluctuations of the Fund's net asset value.

The risk and reward indicator does not take account of the following risks of investing in the Fund:

- Counterparty risk. The insolvency of any institutions providing services such as safekeeping of assets or acting as counterparty to derivatives or other instruments, may expose the Fund to financial loss.
- Liquidity risk. Lower liquidity means there are insufficient buyers or sellers to allow the Fund to sell or buy investments readily. This could cause the Fund to incur higher costs when buying or selling investments or could mean that the Fund is not able to buy or sell investments when it would

like to do so.

- Credit risk. The issuer of a financial asset held within the Fund may not pay income or repay capital to the Fund when due.
- Index tracking risk. The Fund is not expected to track the performance of the Index at all times with perfect accuracy. The Fund is, however, expected to provide investment results that, before expenses, generally correspond to the price and yield performance of the Index.
- Index sampling risk. As the Fund uses an index sampling technique whereby a representative sample of securities are selected to represent the Index, there is the risk that the securities selected for the Fund may not, in the aggregate, approximate the full Index.
- Inflation risk. The value of your investments may not be worth as much in the future due to changes in purchasing power resulting from inflation.

For further information on risks please see the "Risk Factors" section of the Prospectus on our website at <https://global.vanguard.com>

Charges

The charges you pay are used to pay the costs of running the Fund, including the costs of marketing and distributing it. These charges reduce the potential growth of your investment.

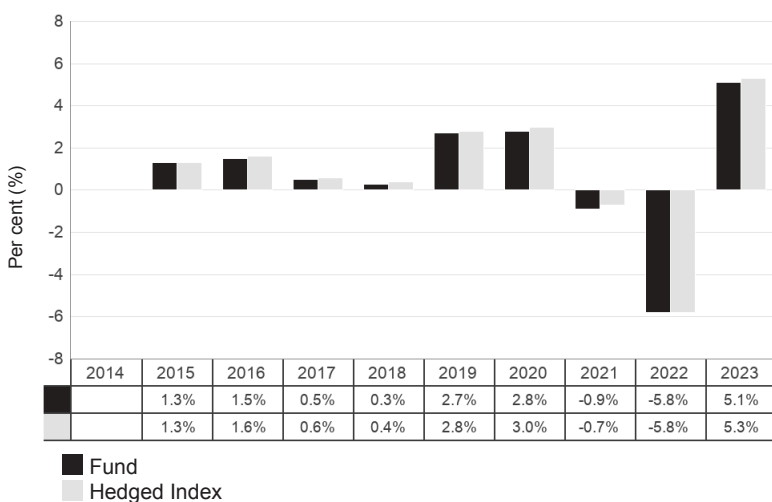
One-off charges taken before or after you invest	
Entry charge	None
Exit charge	None
Charges taken from the Fund over a year	
Ongoing charges	0.15%
Charges taken from the Fund under certain specific conditions	
Performance fee	None

The entry and exit charges shown are maximum figures and in some cases you might pay less. Investors can find out the actual entry and exit charges from their distributor and or adviser.

The ongoing charges figure is based on expenses for the year ended 31 December 2023. This figure may vary from year to year. It excludes portfolio transaction costs.

For further information about charges, please see the sections entitled "Buying Shares", "Redeeming Shares", "Fees and Expenses", Appendix 1, and the "Swing Pricing" section in Appendix 2 of the Prospectus on our website at <https://global.vanguard.com>

Past performance



• Past performance:

1. **Is not a reliable indication of future performance.**
 2. Includes ongoing charges and the reinvestment of income. It excludes entry and exit fees.
 3. Has been calculated in GBP.
- Shares in the Fund were first issued in 2014. This share class was launched in 2014.

Practical information

- **Depositary:** Brown Brothers Harriman Trustee Services (Ireland) Limited.
- **Documents, prices of shares and further information:** You can obtain copies of the Prospectus and the latest annual and semi-annual report and accounts for Vanguard Investment Series plc ("VIS"), along with the latest published prices of shares and other practical information on the Fund from Vanguard Investment Series plc c/o Brown Brothers Harriman Fund Administration Services (Ireland) Limited, 30 Herbert Street, Dublin 2, D02 W329, Ireland or from our website at <https://global.vanguard.com>. These documents are available in English only. The documents are available in English and are free of charge.
- **Prices:** The last published prices of shares in the Fund are also available from the FT's website www.ft.com or <https://global.vanguard.com>
- **Tax:** VIS is subject to the tax laws of Ireland. Depending on your country of residence, this may have an impact on your personal tax position. You are recommended to consult your professional tax adviser.
- **Liability:** VGIL may be held liable solely on the basis of any statement contained in this document that is misleading, inaccurate or inconsistent with the relevant parts of the Prospectus for VIS.
- **Sub-funds:** VIS is an umbrella fund with a number of sub-funds. This document describes a sub-fund of VIS. The prospectus and periodic reports are prepared for the entire company.
- VIS is an umbrella Fund with segregated liability between sub-funds. This means that the holdings of the Fund are maintained separately under Irish law from holdings of other sub-funds of VF and your investment in the Fund will not be affected by any claims against any other sub-fund of VIS.
- **Shares:** You may exchange your shares in the Fund for shares in any other sub-fund of VIS. Details of switching are provided in the Prospectus.
- Information about other share classes offered by VIS can be found in the prospectus or from our website at <https://global.vanguard.com>.
- Further information on the Index Provider please see the Fund's prospectus.
- **Remuneration policy:** Details of VGIL's Remuneration Policy are available at <https://www.ie.vanguard/content/dam/intl/europe/documents/ch/en/ucits-v-remuneration-policy.pdf>, including: (a) a description of how remuneration and benefits are calculated; and (b) the identities of persons responsible for awarding remuneration and benefits. A paper copy of these details may be obtained, free of charge, on request from VGIL at 70 Sir John Rogerson's Quay, Dublin 2, Ireland.

Key Investor Information

This document provides you with key investor information about this fund. It is not marketing material. The information is required by law to help you understand the nature and the risks of investing in this fund. You are advised to read it so you can make an informed decision about whether to invest.

Vanguard Sterling Short-Term Money Market Fund (the "Fund")

A sub-fund of Vanguard® Investments Money Market Funds

Institutional Plus GBP Accumulation Shares

ISIN: GB00BFYDWN66

Authorised Corporate Director: Vanguard Investments UK, Limited ("VIUK")

Objectives and investment policy

- The Fund seeks to provide stability in the value of investments, liquidity and exposure to a variety of investments that typically perform differently from one another while maximising income earned from distributions such as interest (as opposed to that derived from an increase in the value of investments).
- The Fund seeks to achieve this objective by investing in short-term money market instruments including but not limited to bank certificates of deposits, commercial papers, corporate and sovereign variable and fixed rate bonds, UK Government bills, short term agreements to purchase / sell securities with an obligation to sell / repurchase the securities back at a later date (referred to as 'repurchase and reverse repurchase agreements') and cash deposits (i.e. a fixed term investment that gathers interest over the period of its term). These types of investments may be issued by both UK and non-UK issuers.
- Non-sterling investments will be limited to 10% of the Fund's portfolio and, as a way to reduce risk, currency derivative contracts will be used to convert these instruments back to sterling at the point of purchase. The Fund may invest up to 100% of its investments in money market instruments issued or guaranteed as to principal and interest by the UK government, its agencies or instrumentalities.
- Money market instruments are investments usually issued by banks or governments that are a short term loan to the issuer by the buyer. The buyer receives interest and the return of the original amount at the end of a certain period.
- The Fund is an active fund which means the manager has discretion over the composition of its portfolio, subject to the stated investment objectives and policy.
- The performance of the Fund may be compared against the benchmark SONIA Compounded Index. VIUK considers that this benchmark best reflects the investment strategy of the Fund as a means to assess the performance of the Fund.
- The Fund is not recommended for investors seeking an increase in the value of investments over the long-term (more than 5 years).
- The Fund may use derivatives in order to reduce risk or cost and/or generate extra income or growth (known as "efficient portfolio management"). A derivative is a financial contract whose value is based on the value of a financial asset (such as a share, bond, or currency) or a market index.
- The Fund attempts to remain fully invested and hold small amounts of cash except in extraordinary market, political or similar conditions where the Fund may temporarily depart from this investment policy.
- The Fund invests in securities which are denominated in currencies other than the listing currency. Movements in currency exchange rates can affect the return of investments.
- This Fund is a short-term variable net asset value money market fund.
- The Fund is appropriate for short-term investment.
- Income from the Fund will be reinvested and reflected in the price of shares in the Fund.
- Portfolio transaction costs will have an impact on performance.
- Shares in the Fund can be bought or sold on a daily basis (save on certain bank holidays or public holidays and subject to certain restrictions described in Appendix 1 of the Prospectus). A list of the days on which shares in the Fund cannot be bought or sold is available on: <https://fund-docs.vanguard.com/Vanguard-Investments-MMF.pdf>

For further information about the objectives and investment policy of the Fund please see Appendix 1 of the Vanguard® Investments Money Market Funds Prospectus (the "Prospectus") on our website at <https://global.vanguard.com>

Risk and reward profile



1	2	3	4	5	6	7
---	---	---	---	---	---	---

- This indicator is based on simulated historical data and may not be a reliable indication of the future risk profile of the Fund.
- The risk category shown is not guaranteed and may change over time.
- The lowest category does not mean "risk free".
- The Fund is rated 1 due to the nature of its investments which include the risks listed below. These factors may impact the value of the Fund's investments or expose the Fund to losses.
 - The value of bonds and fixed income-related securities is affected by influential factors such as interest rates, inflation, credit spreads and volatility which, in turn, are driven by other factors including political, economic news, company earnings and significant corporate events.
 - Investment risk is concentrated in specific sectors, countries, currencies or companies. This means the Fund is more sensitive to any localised economic, market, political or regulatory events.

The risk and reward indicator does not take account of the following risks of investing in the Fund:

- Counterparty risk. The insolvency of any institutions providing services such as safekeeping of assets or acting as counterparty to derivatives or other instruments, may expose the Fund to financial loss.
- An investment in a money market fund is not a guaranteed investment. An investment in a money market fund is different from an investment in deposits, as the amount invested in a money market fund is capable of fluctuation. Money market funds do not rely on external support for guaranteeing the liquidity of the money market fund or stabilising the Net Asset Value per share. The risk of loss of the amount invested shall be borne by the investor.
- Use of derivatives. The use of derivatives could increase or reduce exposure to underlying assets and result in greater fluctuations of the Fund's net asset value.

For further information on risks please see the "Risk Factors" section of the Prospectus on our website at <https://global.vanguard.com>

Charges

The charges you pay are used to pay the costs of running the Fund, including the costs of marketing and distributing it. These charges reduce the potential growth of your investment.

One-off charges taken before or after you invest	
Entry charge	None
Exit charge	None*
Charges taken from the Fund over a year	
Ongoing charges	0.08%
Charges taken from the Fund under certain specific conditions	
Performance fee	None

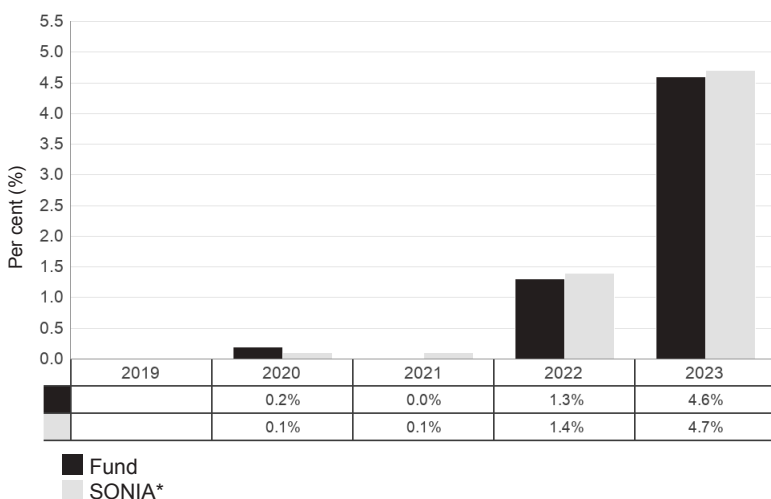
The entry and exit charges shown are maximum figures and in some cases you might pay less. Investors can find out the actual entry and exit charges from their distributor and or adviser.

*The Directors may at their discretion apply a redemption charge of up to 1% in exceptional market conditions.

The ongoing charges figure is based on expenses for the year ended 31 December 2023. This figure may vary from year to year. It excludes portfolio transaction costs.

For further information about charges please see the sections entitled "Buying Shares", "Redeeming Shares", "Charges and Expenses", "Dilution Adjustment" and Appendix 1 of the Prospectus on our website at <https://global.vanguard.com>

Past performance



• Past performance:

1. **Is not a reliable indication of future performance.**
2. Includes ongoing charges and the reinvestment of income. It excludes entry and exit fees.
3. Has been calculated in GBP.

- Shares in the Fund were first issued in 2019.

This share class was launched in 2019.

The Fund may be compared to the performance of the SONIA*

*SONIA is the abbreviation for the Sterling Overnight Index Average, which reflects the average of interest rates that banks pay to borrow overnight, unsecured sterling cash on a given day.

The Fund does not aim to track the performance of the index.

Practical information

- **Depositary:** State Street Trustees Limited.
- **Documents, prices of shares and further information:** You can obtain copies of the Prospectus and the latest annual and semi-annual report and accounts for Vanguard Investments Money Market Fund ("VIMMF") along with the latest published prices of shares and other practical information (including information that we need to disclose under the UK Money Market Funds Regulation), from our website at <https://global.vanguard.com>. The documents are available in English and are free of charge.
- **Prices:** The last published prices of shares in the Fund are also available from the FT's website www.ft.com or <https://global.vanguard.com>
- **Tax:** VIMMF is subject to the tax laws of the United Kingdom. Depending on your country of residence, this may have an impact on your personal tax position. You are recommended to consult your professional tax adviser.
- **Liability:** VIUK may be held liable solely on the basis of any statement contained in this document that is misleading, inaccurate or inconsistent with the relevant parts of the Prospectus for VIMMF.
- **Sub-funds:** This document describes a sub-fund of VIMMF. The prospectus and periodic reports are prepared for the entire company.
- The Fund's assets belong exclusively to the Fund and shall not be used to discharge the liabilities of or claims against VIMMF, other sub-funds of VIMMF or any other person or body.
- **Shares:** The Fund is part of VIMMF and has both accumulation and income shares. You may switch some or all of your shares of one type, to shares of another type within the Fund or other funds managed by VIUK. Details of switching are provided in the Prospectus.
- Information about other share classes offered by VIMMF can be found in the prospectus or from our website at <https://global.vanguard.com>.
- Further information on the Index Provider please see the Fund's prospectus.
- **Remuneration policy:** Details of the Vanguard European Remuneration Policy are available at <https://www.ie.vanguard/content/dam/intl/europe/documents/ch/en/ucits-v-remuneration-policy.pdf> including: (a) a description of how remuneration and benefits are calculated; and (b) the identities of persons responsible for awarding remuneration and benefits. A paper copy of these details may be obtained, free of charge, on request from the Head of Human Resources, Europe, Vanguard Asset Services, Limited, 4th Floor The Walbrook Building, 25 Walbrook, London EC4N 8AF.

Key Investor Information

This document provides you with key investor information about this fund. It is not marketing material. The information is required by law to help you understand the nature and the risks of investing in this fund. You are advised to read it so you can make an informed decision about whether to invest.

Vanguard U.S. Government Bond Index Fund (the "Fund")

A sub-fund of Vanguard Investment Series Plc

GBP Hedged Acc
ISIN: IE00BFRTDB69

Manager: Vanguard Group (Ireland) Limited ("VGIL")

Objectives and investment policy

- The Fund employs a passive management – or indexing – investment approach and seeks to track the performance of the Bloomberg U.S. Government Float Adjusted Bond Index (the "Index").
- The Index includes US dollar-denominated US government and government related bonds with maturities greater than one year.
- The Fund attempts to:
 - Track the performance of the Index by investing in a portfolio of securities that, insofar as possible and practicable, consists of a representative sample of the component securities of the Index.
 - Remain fully invested except in extraordinary market, political or similar conditions where the Fund may temporarily depart from this investment policy to avoid losses.
- The Fund may use derivatives in order to reduce risk or cost and/or generate extra income or growth. A derivative is a financial contract whose value is based on the value of a financial asset (such as a share, bond, or currency) or a market index.
- The base currency of the Fund is USD.
- The Fund invests in securities which are denominated in currencies other than the base currency. Movements in currency exchange rates can affect the return of investments. Currency hedging techniques are used to minimise the risks associated with movements in currency exchange rates, where the Fund invests in securities denominated in currencies other than the listing currency, but these risks cannot be eliminated entirely. As this document relates to a share class where such techniques are used, the performance (see "Performance") of this share class is

- shown against the currency hedged version of the Index.
- The Fund is appropriate for long-term investment. You should have an investment horizon of at least 3 years.
- Income from the Fund will be reinvested and reflected in the price of shares in the Fund.
- Portfolio transaction costs will have an impact on performance.
- Subject to certain exceptions set out in the Prospectus, Shares in the Fund can be bought or sold or exchanged on a daily basis (save on certain bank / public holidays and subject to certain restrictions described in Appendix 1 of the Prospectus or in a separate Supplement) by submitting an application in writing. A list of the days on which shares in the Fund cannot be bought or sold is available on <https://fund-docs.vanguard.com/holiday-calendar-vanguard-investment-series-plc-irish-funds.pdf>

For further information about the objectives and investment policy of the Fund, as well as the limited relationship with the Index provider, please see Appendix 1 and Appendix 6 of the Vanguard Investment Series plc prospectus (the "Prospectus") on our website at <https://global.vanguard.com>

Risk and reward profile



- This indicator is based on historical data and may not be a reliable indication of the future risk profile of the Fund.
- The risk category shown is not guaranteed and may change over time.
- The lowest category does not mean "risk free".
- The Fund is rated 4 due to the nature of its investments which include the risks listed below. These factors may impact the value of the Fund's investments or expose the Fund to losses.
 - The value of bonds and fixed income-related securities is affected by influential factors such as interest rates, inflation, credit spreads and volatility which, in turn, are driven by other factors including political, economic news, company earnings and significant corporate events.
 - Movements in currency exchange rates can adversely affect the return of your investment. Currency hedging may be used but is not guaranteed to completely eliminate currency risk.
 - Investment risk is concentrated in specific sectors, countries, currencies or companies. This means the Fund is more sensitive to any localised economic, market, political or regulatory events.
 - Use of derivatives. The use of derivatives could increase or reduce exposure to underlying assets and result in greater fluctuations of the Fund's net asset value.

The risk and reward indicator does not take account of the following risks of investing in the Fund:

- Counterparty risk. The insolvency of any institutions providing services such as safekeeping of assets or acting as counterparty to derivatives or other instruments, may expose the Fund to financial loss.
- Liquidity risk. Lower liquidity means there are insufficient buyers or sellers to allow the Fund to sell or buy investments readily. This could cause the Fund to incur higher costs when buying or selling investments or could mean that the Fund is not able to buy or sell investments when it would like to do so.
- Credit risk. The issuer of a financial asset held within the Fund may not pay income or repay capital to the Fund when due.
- Index tracking risk. The Fund is not expected to track the performance of the Index at all times with perfect accuracy. The Fund is, however, expected to provide investment results that, before expenses, generally correspond to the price and yield performance of the Index.
- Index sampling risk. As the Fund uses an index sampling technique whereby a representative sample of securities are selected to represent the Index, there is the risk that the securities selected for the Fund may

not, in the aggregate, approximate the full Index.

- Inflation risk. The value of your investments may not be worth as much in the future due to changes in purchasing power resulting from inflation.

For further information on risks please see the "Risk Factors" section of the Prospectus on our website at <https://global.vanguard.com>

Charges

The charges you pay are used to pay the costs of running the Fund, including the costs of marketing and distributing it. These charges reduce the potential growth of your investment.

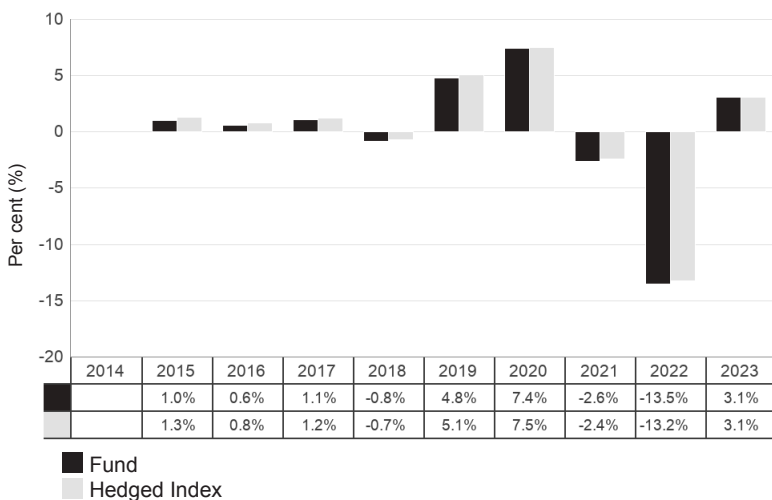
One-off charges taken before or after you invest	
Entry charge	None
Exit charge	None
Charges taken from the Fund over a year	
Ongoing charges	0.12%
Charges taken from the Fund under certain specific conditions	
Performance fee	None

The entry and exit charges shown are maximum figures and in some cases you might pay less. Investors can find out the actual entry and exit charges from their distributor and or adviser.

The ongoing charges figure is based on expenses for the year ended 31 December 2023. This figure may vary from year to year. It excludes portfolio transaction costs.

For further information about charges, please see the sections entitled "Buying Shares", "Redeeming Shares", "Fees and Expenses", Appendix 1, and the "Swing Pricing" section in Appendix 2 of the Prospectus on our website at <https://global.vanguard.com>

Past performance



• Past performance:

1. **Is not a reliable indication of future performance.**
 2. Includes ongoing charges and the reinvestment of income. It excludes entry and exit fees.
 3. Has been calculated in GBP.
- Shares in the Fund were first issued in 2002. This share class was launched in 2014.

Practical information

- **Depositary:** Brown Brothers Harriman Trustee Services (Ireland) Limited.
- **Documents, prices of shares and further information:** You can obtain copies of the Prospectus and the latest annual and semi-annual report and accounts for Vanguard Investment Series plc ("VIS"), along with the latest published prices of shares and other practical information on the Fund from Vanguard Investment Series plc c/o Brown Brothers Harriman Fund Administration Services (Ireland) Limited, 30 Herbert Street, Dublin 2, D02 W329, Ireland or from our website at <https://global.vanguard.com>. These documents are available in English only. The documents are available in English and are free of charge.
- **Prices:** The last published prices of shares in the Fund are also available from the FT's website www.ft.com or <https://global.vanguard.com>
- **Tax:** VIS is subject to the tax laws of Ireland. Depending on your country of residence, this may have an impact on your personal tax position. You are recommended to consult your professional tax adviser.
- **Liability:** VGIL may be held liable solely on the basis of any statement contained in this document that is misleading, inaccurate or inconsistent with the relevant parts of the Prospectus for VIS.
- **Sub-funds:** VIS is an umbrella fund with a number of sub-funds. This document describes a sub-fund of VIS. The prospectus and periodic reports are prepared for the entire company.
- VIS is an umbrella Fund with segregated liability between sub-funds. This means that the holdings of the Fund are maintained separately under Irish law from holdings of other sub-funds of VF and your investment in the Fund will not be affected by any claims against any other sub-fund of VIS.
- **Shares:** You may exchange your shares in the Fund for shares in any other sub-fund of VIS. Details of switching are provided in the Prospectus.
- Information about other share classes offered by VIS can be found in the prospectus or from our website at <https://global.vanguard.com>.
- Further information on the Index Provider please see the Fund's prospectus.
- **Remuneration policy:** Details of VGIL's Remuneration Policy are available at <https://www.ie.vanguard/content/dam/intl/europe/documents/ch/en/ucits-v-remuneration-policy.pdf>, including: (a) a description of how remuneration and benefits are calculated; and (b) the identities of persons responsible for awarding remuneration and benefits. A paper copy of these details may be obtained, free of charge, on request from VGIL at 70 Sir John Rogerson's Quay, Dublin 2, Ireland.

Key Investor Information

This document provides you with the key investor information about this fund. It is not marketing material. The information is required by law to help you understand the nature and the risks of investing in this fund. You are advised to read it so you can make an informed decision about whether to invest.

WS Ruffer Diversified Return Fund (the "Fund"), I Accumulation, a fund within WS Ruffer Managed Funds (the "Company") (ISIN: GB00BMWQLQW82)

Waystone Management (UK) Limited is the Authorised Corporate Director of the Fund

Objective and investment policy

Objective

To achieve a positive return (an increase in value of the fund) with a focus on capital preservation in all market conditions after all costs and charges have been taken, over any 12 month period.

There is no guarantee that the objective will be met over any time period and you may get back less than you invest.

Investment Policy

To invest globally, including emerging markets (which are countries whose economies are progressing towards becoming advanced) in the following asset classes: equities (company shares), bonds (loans to either a company or government that usually pay interest), alternative investments (property and precious metals), money market instruments (which are short term loans that pay interest) and cash. As part of the equity exposure, the fund may invest in Investment Trusts. Investment in open-ended funds is limited to 10% of total assets by value.

The Investment Manager seeks to create a balanced portfolio by investing in both protective assets, such as bonds, derivatives and cash, and growth assets, such as equities. The Investment Manager seeks to identify opportunities where the potential rewards outweigh the potential risks through analysis of a company's markets, product/service offering, competitive position, financial strength and competence of its management.

Other features of the fund:

- The fund is actively managed. The Investment Manager uses its expertise to select investments for the fund and has the discretion to invest without the need to adhere to a particular benchmark.
- The fund may invest in other funds (including those managed by the Manager, the Investment Manager and their associates).
- The fund will not invest directly in alternative assets, but by using for example other funds.
- The fund can invest across different geographic regions, industry sectors and market capitalisations without limitation.
- You can buy and sell shares in the fund on each business day.
- Income from the fund will be added to the value of your investment.
- Derivatives (whose value is linked to that of another investment, e.g company shares, currencies) may be used for investment purposes and to manage the risk profile of the fund.
- Recommendation: This fund may not be appropriate for investors who plan to withdraw their money within 5 years.

Risk and reward profile



- This indicator shows how much a fund may have risen and fallen in the past, and therefore how much a fund's returns may have varied. It is a measure of the fund's volatility. As the fund has less than 5 years price history, this calculation incorporates the volatility of an appropriate benchmark index. The higher a fund's past volatility the higher the number on the scale and the greater the risk that investors in that fund may have made losses as well as gains.
- The fund has been classed as 5 because its volatility has been measured as above average.
- This indicator is based on historical data and may not be a reliable indication of the future risk profile of this fund.
- The risk and reward profile shown is not guaranteed to remain the same and may shift over time. The lowest number on the scale does not mean that a fund is risk free.
- Currency Risk: As the fund can be exposed to different currencies, changes in exchange rates may decrease the value of your investment.

- Counterparty Risk: The failure of a firm involved in a transaction with the fund or providing services to the fund may expose the fund to financial loss.
- Emerging Markets Risk: The fund may invest in emerging markets, which are markets in countries that are developing. Emerging markets may have more political and economic risks than developed markets, resulting in price movements that may cause a loss to the fund.
- Changes in Interest Rate Risk: A rise in interest rates generally cause bond prices to fall.
- Credit Risk: The value of a bond may be affected by its credit rating, the lower the rating the higher the risk of the issuer not paying interest or repaying the loan.
- Liquidity Risk: The fund may invest in assets where, in difficult market conditions, there is an increased risk that a position cannot be bought or sold in a timely manner or at a reasonable price and the Manager may suspend dealing in the fund.
- Derivatives Risk: A derivative may not perform as expected and may create losses greater than its cost.
- Alternative Investment Risk: The fund may invest in other investment vehicles to gain indirect exposure to alternative assets such as property and precious metals. Exposure to such investments can involve a higher degree of risk that may increase the risk of investment loss. The performance of such vehicles can be volatile and there is a risk that investors may experience a delay in receiving redemption proceeds.
- For more information about the fund's risks please see the Risk Factors section of the prospectus which is available at www.waystone.com.

Charges for this fund

The charges you pay are used to pay the costs of running the fund. These charges reduce the potential growth of your investment.

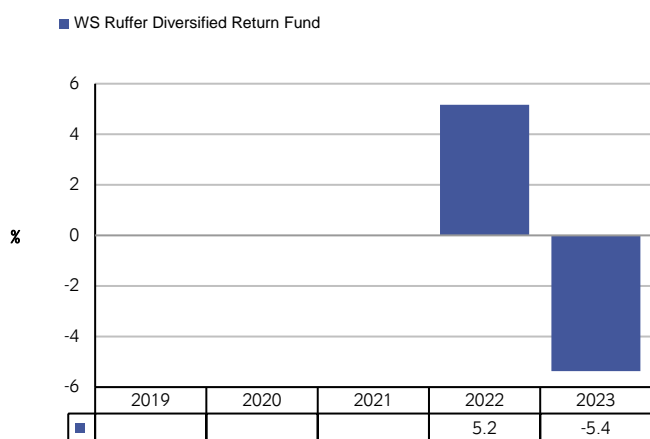
One-off charges taken before or after you invest	
Entry Charge	None
Exit Charge	None
Charges taken from the fund over the year	
Ongoing Charges	0.92%
Charges taken from the fund under certain specific conditions	
Performance Fee	None

The ongoing charges figure is based on expenses as at 30 August 2023. The ongoing charges are taken from the income of the fund. They exclude portfolio transaction costs, except in the case of an entry/exit charge paid by the fund when buying or selling units in another collective investment undertaking.

You may also be charged a dilution adjustment (an adjustment to cover dealing costs incurred by the fund) on entry to or exit from the fund.

For more information about charges, please see the Company's prospectus which is available at www.waystone.com.

Past performance



- Past performance is not a guide to future performance.
- The past performance in the chart shown opposite is net of tax and charges but excludes the entry charge that may be paid on the purchase of an investment.
- The fund was launched in September 2021.
- The share class was launched on 1 September 2021.
- Past performance takes into account all charges and costs

Practical information

WS Ruffer Managed Funds	This key investor information document describes a fund within the Company. The prospectus and periodic reports are prepared for the entire company.
Documents	You can obtain further detailed information regarding the Fund and the Company's latest Value Assessment report, its Prospectus, latest annual reports and any subsequent half yearly reports free of charge from the Authorised Corporate Director by calling 0345 601 9610 or visiting www.waystone.com and also by request in writing to Waystone Management (UK) Limited, PO Box 389, Darlington, DL1 9UF. Details of Waystone Management (UK) Limited remuneration policy (including a description of how remuneration and benefits are calculated and the composition of the remuneration committee) are available at www.waystone.com or by requesting a paper copy free of charge (see above for contact details).
Prices of shares and further information	You can check the latest prices by calling 0345 601 9610 or by visiting our website www.waystone.com .
Right to switch	Subject to any restrictions on the eligibility of investors for a share class, a shareholder in one fund may be able to switch all or some of his shares in one fund for shares in another fund in the company. See the prospectus for full details.
Fund Segregation	The Company is an umbrella fund with segregated liability between funds. This means that the holdings of this fund are maintained separately under UK law from the holdings of other funds of the Company and your investment in this fund will not be affected by any claims against another fund of the Company.
Depository	The Bank of New York Mellon (International) Limited
Tax	UK tax legislation may have an impact on your personal tax position.
Liability	Waystone Management (UK) Limited may be held liable solely on the basis of any statement contained in this document that is misleading, inaccurate or inconsistent with the relevant parts of the prospectus for the Company.

This fund is authorised in the United Kingdom and regulated by the Financial Conduct Authority (FCA). Waystone Management (UK) Limited is authorised in the United Kingdom and regulated by the FCA.

This key investor information is accurate as at 13/02/2024.