

This document provides you with key investor information about this fund. It is not marketing material. The information is required by law to help you understand the nature and the risks of investing in this fund. You are advised to read it so you can make an informed decision about whether to invest.

## CT RESPONSIBLE UK EQUITY FUND

Class B Accumulation Shares (GBP) GB00B87YK665, a Fund of Columbia Threadneedle (UK) ICVC V (the "Company"), regulated by the FCA.

This Fund is managed by Columbia Threadneedle Fund Management Limited.

### Objectives and Investment Policy

- The objective is to achieve capital growth with some income, over the long term (at least 5 years). The Fund invests only in assets which meet the Fund's predefined responsible investment criteria. The Fund invests at least 80% in shares of UK companies. These are companies in any economic sector and of any market capitalisation that may be listed, quoted or traded in the UK or elsewhere but which are incorporated, domiciled or conduct a significant portion of their business in the UK.
- As part of its investment process, the Investment Manager integrates environmental, social and governance ("ESG") factors into its routine analysis. Through this process, the Investment Manager: (1) avoids investments that are contrary to the goals of making positive contributions to society and/or the environment, taking into account both product based exclusions and conduct based exclusions; (2) invests predominantly in companies that meet high standards in how they operate, based on an assessment of their policies and performance with respect to overall sustainability management; and (3) improves companies by selecting those that, in the Investment Manager's opinion, will benefit from active investor engagement, leading to reduced risk, improved performance, best practices and, overall, long-term investor value. To the extent that the Fund is not fully invested in shares of UK companies, the Fund may also invest in other transferable securities (including, from time to time at the Investment Manager's discretion, shares of non-UK companies), collective investment schemes (which may include schemes managed by Columbia Threadneedle Investments), money market instruments, deposits, warrants, cash and near cash. The Fund may use derivatives for the purposes of efficient portfolio management only. The Fund is actively managed. The Manager believes that an appropriate comparator benchmark for reviewing fund performance is the FTSE All-Share TR index, given the investment policy of the Fund and the approach taken by the manager. The Fund is not constrained by this benchmark and has significant freedom to invest in a portfolio that is materially different to the benchmark's own composition.
- There is no minimum holding period for this Fund. However, it may not be appropriate for investors who plan to withdraw their money in under 5 years.
- Income from investments in the Fund will be added to the value of your shares.
- You may buy or sell shares daily on demand (but not weekends or UK bank holidays or other days when the Fund is not open for dealing). Orders to buy or sell must be received by 12 noon (UK time) to receive the price calculated at that day's valuation point. We are not required to hold monies arising from the purchase and sales of shares in our funds in a client money bank account and hold these monies in our own bank account, utilising the FCA's permitted one-day window while carrying out a delivery versus payment transaction for the purpose of settling transactions in relation to units in the Fund. In the exceptional event that a transaction is not processed within this one-day window, any cash will be held in a client bank account. No interest will be paid to investors on cash held on a client bank account.

### Risk and Reward Profile

The Risk and Reward Indicator table demonstrates where the Fund ranks in terms of its potential risk and reward. The higher the rank the greater the potential reward but the greater the risk of losing money. It is based on past data, may change over time and may not be a reliable indication of the future risk profile of the Fund. The shaded area in the table below shows the Fund's ranking on the Risk and Reward Indicator.



- The Fund is rated 6 because historically it has shown a high level of volatility (how much the value of the Fund goes up and down).
- The lowest category does not mean a risk-free investment.
- The indicator does not adequately reflect the following risks of investing in particular assets, which may impact on future investment return:
  - Derivative Risk: derivative values rise and fall at a greater rate than equities and debt instruments. Losses can be greater than the initial investment.
  - Liquidity Risk: the ability to buy and sell assets at a favourable price may be affected by a low level of counterparties willing to enter into a transaction with the Fund.
  - Smaller Companies Risk: smaller companies carry a higher degree of risk and their value can be more sensitive to market movement.
  - Ethical Screening Risk: the screening out of sectors or companies on ethical grounds may mean the Fund is more sensitive to price swings than an equivalent un-screened fund.
- The risks currently identified as applying to the Fund are set out in the "Risk Factors" section of the Prospectus.

## Charges

The charges you pay are used to pay the costs of running the Fund, including the costs of marketing and distributing it. These charges reduce the potential growth of your investment.

### One-off charges taken before or after you invest

Entry Charge:	0.00%
Exit Charge:	0.00%

These are the maximum charges that we might take out of your money before it is invested. In some cases, you might pay less and you should speak to your financial adviser about this.

### Charges taken from the fund over a year

Ongoing Charges:	0.55%
------------------	-------

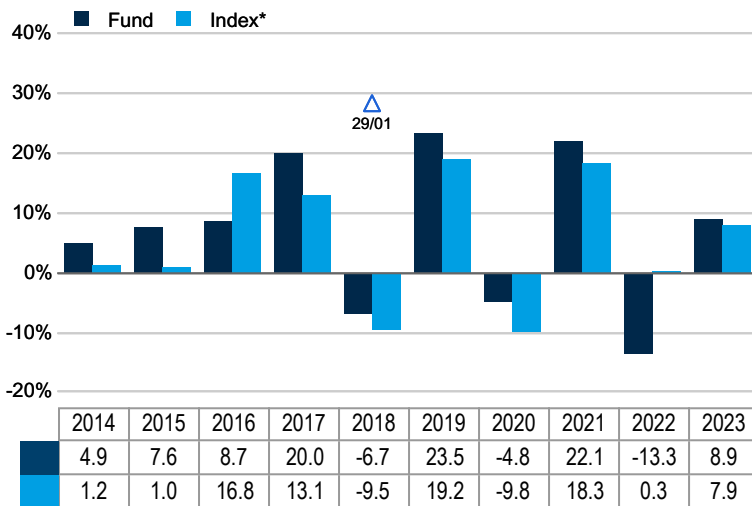
### Charges taken from the fund under specific conditions

Performance Fee:	NONE
------------------	------

The ongoing charges figure is based on expenses for the year ending 30/11/23. This figure may vary from year to year. It excludes the costs of buying or selling assets for the Fund (unless these assets are shares of another fund).

For more information about charges please see the Fund's prospectus.

## Past Performance



Past performance is not a guide to future performance.

Fund launch date: 01/06/1984

Share/unit class launch date: 30/10/2012

Performance is calculated in GBP.

All charges and fees, except any entry, exit and switching charge, have been included within the performance.

This chart shows how much the Fund increased or decreased in value as a percentage each year.

△ Before this date the Fund had different characteristics.

Please refer to [www.columbiathreadneedle.com](http://www.columbiathreadneedle.com) for further details.

\*FTSE All-Share (Although the Fund makes reference to the index as part of the investment process, it is not intended that the performance of the Fund should track the index.)

## Practical Information

- This document is issued by Columbia Threadneedle Fund Management Limited, a wholly owned subsidiary of Columbia Threadneedle Investments UK International Limited.
- Further information regarding the Fund including copies of the prospectus, annual and half yearly report and accounts can be obtained free of charge from Retail Sales Support, Columbia Threadneedle Investments, 6th Floor, Quartermile4, 7a Nightingale Way, Edinburgh EH3 9EG, telephone: Sales Support on 020 7464 5855 or electronically at [www.columbiathreadneedle.co.uk](http://www.columbiathreadneedle.co.uk).
- The Fund is part of Columbia Threadneedle (UK) ICVC V. You may switch investment between other funds or share classes of Columbia Threadneedle (UK) ICVC V. An entry charge may apply. Details on switching are provided in the Fund's prospectus.
- The assets and liabilities are segregated by law between the different funds of Columbia Threadneedle (UK) ICVC V. This means that the Fund's assets are held separately from other funds. Your investment in the Fund will not be affected by any claims made against any other fund in Columbia Threadneedle (UK) ICVC V.
- Details of the up to date remuneration policy including but not limited to a description of how remuneration and benefits are calculated will be available on [www.columbiathreadneedle.co.uk](http://www.columbiathreadneedle.co.uk) when and in so far as available.
- Other practical information, including the latest published price for the Fund is available on our website [www.columbiathreadneedle.co.uk](http://www.columbiathreadneedle.co.uk).
- The Depository for the Fund is State Street Trustees Limited.
- The tax legislation of the United Kingdom may have an impact on your personal tax position depending on your country of residence.
- Columbia Threadneedle Fund Management Limited may be held liable solely on the basis of any statement contained in this document that is misleading, inaccurate or inconsistent with the relevant parts of the prospectus for the Fund.

This document provides you with key investor information about this fund. It is not marketing material. The information is required by law to help you understand the nature and the risks of investing in this fund. You are advised to read it so you can make an informed decision about whether to invest.

## CT SUSTAINABLE GLOBAL EQUITY INCOME FUND

Class C Accumulation Shares (GBP) GB00BPCS4S23, a Fund of Columbia Threadneedle (UK) ICVC I (the "Company"), regulated by the FCA.

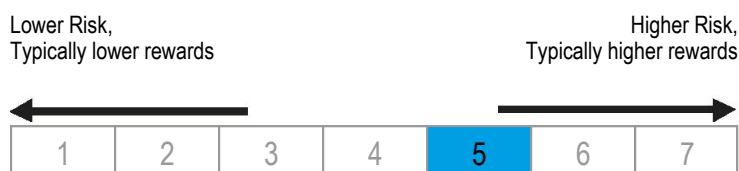
This Fund is managed by Columbia Threadneedle Fund Management Limited.

### Objectives and Investment Policy

- The Fund aims to achieve income with capital growth over the long term (5 years or more). The Fund seeks to provide an income yield higher than the MSCI All Country World Index over rolling 3-year periods, after the deduction of charges. The Fund invests at least 90% of its assets in sustainable investments, considered by the fund to be shares of companies that derive, or on a pathway to derive, the majority (50% or more) of net revenue from activities that can be directly linked to one or more of the UN Sustainable Development Goals ("SDGs").
- The Fund is actively managed and invests at least 90% in shares of companies located anywhere in the world and of any market capitalization, subject to the Fund's sustainable investment criteria. The application of this criteria mean the Manager: 1) avoids investments that are contrary to the goals of making positive contributions to society and/or the environment, considering both product and conduct-based exclusions, 2) invests in companies that provide sustainable solutions or that make positive contributions to society and/or the environment; and 3) improves companies by selecting those that the Manager believes, will benefit from active investor engagement. Product-based exclusions mean the Fund won't invest in companies that: derive revenue from certain industries or activities; or breach the principles of the UN Global Compact. The fund won't invest in companies that, based on the Manager's ESG rating, are considered to have poor governance controls relative to industry peers. All investments will be aligned with one or more of the following sustainability themes as identified by the Manager: Connect & protect; Digital empowerment; Energy transition; Health & well-being; Resource efficiency; Sustainable finance; Sustainable cities. Full details of the revenue and conduct thresholds can be found in the Fund's Investment Policy\*, located on the Managers's website. To the extent that the Fund is not fully invested in shares, the Fund may also invest in transferable securities, collective investment schemes (which may include schemes managed by Columbia Threadneedle), money market instruments, warrants, cash and near cash. The Fund may use derivatives for the purposes of efficient portfolio management only.
- There is no minimum holding period for this Fund. However, it may not be appropriate for investors who plan to withdraw their money in under 5 years.
- Income from investments in the Fund will be added to the value of your shares.
- You may buy or sell shares daily on demand (but not weekends or UK bank holidays or other days when the Fund is not open for dealing). Orders to buy or sell must be received by 12 noon (UK time) to receive the price calculated at that day's valuation point. We are not required to hold monies arising from the purchase and sales of shares in our funds in a client money bank account and hold these monies in our own bank account, utilising the FCA's permitted one-day window while carrying out a delivery versus payment transaction for the purpose of settling transactions in relation to units in the Fund. In the exceptional event that a transaction is not processed within this one-day window, any cash will be held in a client bank account. No interest will be paid to investors on cash held on a client bank account.

### Risk and Reward Profile

The Risk and Reward Indicator table demonstrates where the Fund ranks in terms of its potential risk and reward. The higher the rank the greater the potential reward but the greater the risk of losing money. It is based on past data, may change over time and may not be a reliable indication of the future risk profile of the Fund. The shaded area in the table below shows the Fund's ranking on the Risk and Reward Indicator.



- The Fund is rated 5 because historically it has shown a medium to high level of volatility (how much the value of the Fund goes up and down).
- The lowest category does not mean a risk-free investment.
- The indicator does not adequately reflect the following risks of investing in particular assets, which may impact on future investment return:
  - Currency Risk: your investment may be adversely affected by changes in currency exchange rates.
  - Derivative Risk: derivative values rise and fall at a greater rate than equities and debt instruments. Losses can be greater than the initial investment.
  - Liquidity Risk: the ability to buy and sell assets at a favourable price may be affected by a low level of counterparties willing to enter into a transaction with the Fund.
  - Portfolio Concentration Risk: The Fund has a concentrated portfolio (holds a limited number of investments and/or has a restricted investment universe) and if one or more of these investments declines or is otherwise affected, it may have a pronounced effect on the Fund's value.
  - Sustainable Investment Criteria: The Fund aims to invest in companies which deliver sustainable outcomes and in doing so adheres to a set of sustainable investment guidelines. The guidelines will affect the Fund's exposure to certain sectors, which may impact the performance of the Fund positively or negatively relative to a benchmark or other funds without such restrictions.
- The risks currently identified as applying to the Fund are set out in the "Risk Factors" section of the Prospectus.

## Charges

The charges you pay are used to pay the costs of running the Fund, including the costs of marketing and distributing it. These charges reduce the potential growth of your investment.

### One-off charges taken before or after you invest

Entry Charge:	0.00%
Exit Charge:	0.00%

These are the maximum charges that we might take out of your money before it is invested. In some cases, you might pay less and you should speak to your financial adviser about this.

### Charges taken from the fund over a year

Ongoing Charges:	0.35%
------------------	-------

### Charges taken from the fund under specific conditions

Performance Fee:	NONE
------------------	------

The ongoing charges figure is based on expenses for the year ending 30/11/23. This figure may vary from year to year. It excludes the costs of buying or selling assets for the Fund (unless these assets are shares of another fund).

For more information about charges please see the Fund's prospectus.

## Past Performance

Insufficient data to provide a useful indication of past performance to investors.

Fund launch date: 09/02/2023

Share/unit class launch date: 09/02/2023

\*MSCI All Country World (Although the Fund makes reference to the index as part of the investment process, it is not intended that the performance of the Fund should track the index.)

## Practical Information

- This document is issued by Columbia Threadneedle Fund Management Limited, a wholly owned subsidiary of Columbia Threadneedle Investments UK International Limited.
- Further information regarding the Fund including copies of the prospectus, annual and half yearly report and accounts can be obtained free of charge from Retail Sales Support, Columbia Threadneedle Investments, 6th Floor, Quartermile4, 7a Nightingale Way, Edinburgh EH3 9EG, telephone: Sales Support on 020 7464 5855 or electronically at [www.columbiathreadneedle.co.uk](http://www.columbiathreadneedle.co.uk).
- The Fund is part of Columbia Threadneedle (UK) ICVC I. You may switch investment between other funds or share classes of Columbia Threadneedle (UK) ICVC I. An entry charge may apply. Details on switching are provided in the Fund's prospectus.
- The assets and liabilities are segregated by law between the different funds of Columbia Threadneedle (UK) ICVC I. This means that the Fund's assets are held separately from other funds. Your investment in the Fund will not be affected by any claims made against any other fund in Columbia Threadneedle (UK) ICVC I.
- Details of the up to date remuneration policy including but not limited to a description of how remuneration and benefits are calculated will be available on [www.columbiathreadneedle.co.uk](http://www.columbiathreadneedle.co.uk) when and in so far as available.
- Other practical information, including the latest published price for the Fund is available on our website [www.columbiathreadneedle.co.uk](http://www.columbiathreadneedle.co.uk).
- The Depository for the Fund is State Street Trustees Limited.
- The tax legislation of the United Kingdom may have an impact on your personal tax position depending on your country of residence.
- Columbia Threadneedle Fund Management Limited may be held liable solely on the basis of any statement contained in this document that is misleading, inaccurate or inconsistent with the relevant parts of the prospectus for the Fund.

## KEY INVESTOR INFORMATION

This document provides you with Key Investor Information about this Fund. It is not marketing material. The information is required by law to help you understand the nature and the risks of investing in this Fund. You are advised to read it so you can make an informed decision about whether to invest.

## Janus Henderson

### Global Sustainable Equity Fund Class G Acc ISIN: GB00BMX58X45

A sub-fund of Janus Henderson Sustainable/Responsible Funds, a UK OEIC managed by Janus Henderson Fund Management UK Limited.  
Fund Currency: GBP Share Class Currency: GBP

## Objective and investment policy

### Objective

The Fund aims to provide capital growth over the long term (5 years or more) by investing in companies whose products and services are considered by the Investment Manager as contributing to positive environmental or social change.

### Investment policy

The Fund invests at least 80% of its assets in shares (also known as equities) of companies, of any size, in any industry, in any country. The Fund will avoid investing in companies (in some cases subject to thresholds) that the Investment Manager considers could contribute to environmental or societal harm, as detailed in the "Exclusionary Approach" section in the Prospectus, and invest in companies that derive at least 50% of their revenues from products and services that are considered by the Investment Manager as contributing to positive environmental or social change and thereby have an impact on the development of a sustainable global economy.

The Fund may also invest in other assets including cash.

The Investment Manager may use derivatives (complex financial instruments) to reduce risk or to manage the Fund more efficiently.

The Fund is actively managed with reference to the MSCI World Index, which is broadly representative of the companies in which it may invest, as this can provide a useful comparator for assessing the Fund's performance. The Investment Manager has discretion to choose investments for the Fund with weightings different to the index or not in the index.

As an additional means of assessing the performance of the Fund, the IA Global sector average, which is based on a peer group of broadly similar funds, may also provide a useful comparator.

### Strategy

Investee companies will typically be aligned with megatrends identified by the Investment Manager, these include climate change, resource constraints, growing populations, and ageing populations. The Investment Manager then, within its thematic framework of environmental and social investment themes, seeks to construct a differentiated and well diversified global portfolio of companies, based on the belief that superior returns can be generated by companies that

tackle environmental and social challenges and have an impact on the development of a sustainable global economy. These companies should have attractive financial attributes such as persistent revenue growth and durable cash flows, as well as exhibiting strong management of environmental, social and corporate governance risks. The Fund has a bias towards "growth" equities. The "growth" approach emphasises investments in companies the Investment Manager believes have the potential for above-average earnings growth. Examples of themes the Investment Manager has identified include efficiency, cleaner energy, water management, environmental services, sustainable transport, sustainable property & finance, safety, quality of life, knowledge & technology and health. More product-specific information, including our investment principles, can be found in the Document Library of the website at [www.janushenderson.com](http://www.janushenderson.com). Further information as to how Janus Henderson approach ESG, including Janus Henderson's "ESG Investment Policy", can be found at [www.janushenderson.com/esg-governance](http://www.janushenderson.com/esg-governance).

**Other Information** The Investment Manager will seek to promote environmental, social and/or governance (ESG) principles in managing the Fund, which may include the exclusion of issuers that the Investment Manager considers could contribute to significant ESG harm, as further described in the prospectus.

**Distribution policy** The Fund offers accumulation shares (shares in which net income is retained within the price) and income shares (shares in which net income may be paid out to investors).

**Recommendation** This Fund may not be appropriate for investors who plan to withdraw their money within 5 years.

The Fund is designed to be used only as one component of several in a diversified investment portfolio. Investors should consider carefully the proportion of their portfolio invested into this Fund.

You can buy, sell or switch shares in the Fund on any dealing day and according to certain restrictions, both defined in detail in the Company's Prospectus.

For an explanation of some of the terms used in this document, please visit the glossary on our website at [www.janushenderson.com](http://www.janushenderson.com).

## Risk and reward profile



The value of an investment and any income from it can go up or down. When you sell your shares they may be worth less than you paid for them.

The rating above is based on simulated historic volatility. Historic data may not be a reliable indication of the future risk profile of the Fund. The rating is not guaranteed and may change over time.

The share class appears at 6 out of 7. Share classes in higher categories have shown greater and/or more frequent variations in Net Asset Value in the past five years than those in lower categories. The lowest category does not mean risk free.

Other material risks not captured by the rating:

**Equities** Shares/Units can lose value rapidly, and typically involve higher risks than bonds or money market instruments. The value of your investment may fall as a result.

**Smaller Companies** Shares of small and mid-size companies can be more volatile than shares of larger companies, and at times it may be difficult to value or to sell shares at desired times and prices, increasing the risk of losses.

**Investment Style - Growth** The Fund follows a growth investment style that creates a bias towards certain types of companies. This may result in the Fund significantly underperforming or outperforming the wider market.

**Sustainable Investment** The Fund follows a sustainable investment approach, which may cause it to be overweight and/or underweight in certain sectors and thus perform differently than funds that have a similar objective but which do not integrate sustainable investment criteria when selecting securities.

**Derivatives** The Fund may use derivatives with the aim of reducing risk or managing the portfolio more efficiently. However this introduces other risks, in particular, that a derivative counterparty may not meet its contractual obligations.

**Exchange Rates** If the Fund holds assets in currencies other than the base currency of the Fund, or you invest in a share/unit class of a different currency to the Fund (unless hedged, i.e. mitigated by taking an offsetting position in a related security), the value of your investment may be impacted by changes in exchange rates.

**Liquidity** Securities within the Fund could become hard to value or to sell at a desired time and price, especially in extreme market conditions when asset prices may be falling, increasing the risk of investment losses.

**Counterparty Risk and Operational Risk** The Fund could lose money if a counterparty with which the Fund trades becomes unwilling or unable to meet its obligations, or as a result of failure or delay in operational processes or the failure of a third party provider.

For more information please see the Company's Prospectus.

## Charges

The charges you pay are used to pay the costs of running the Fund, including the costs of managing and distributing it. These charges reduce the potential growth of your investment.

If you invest through a third party provider you are advised to consult them directly as charges, performance and terms and conditions may differ materially to those shown in this document.

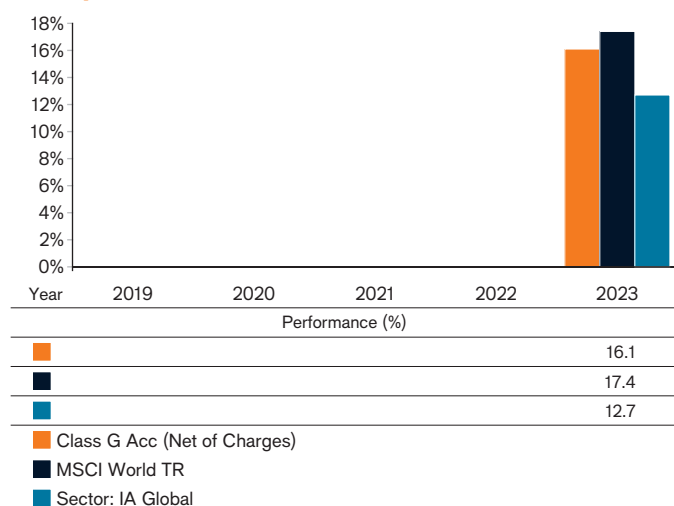
### One-off charges taken before or after you invest\*

Entry Charge	0.00%
Exit Charge	0.00%**

\* The charges shown are maximum figures. In some cases you may pay less.

\*\* Subject to a charge of up to 3.00% where the Manager suspects excessive trading by an investor (and specifically on subscriptions held for less than 90 days).

## Past performance



### Charges taken from the Fund over a year

Ongoing Charges	0.74%
-----------------	-------

The ongoing charges are based on actual annualised expenses for the period ending 31 March 2023. Ongoing charges may vary from year to year.

The figure for ongoing charges excludes portfolio transaction costs, except in the case of an initial charge paid by the Fund when buying shares or units in another Fund.

For more information about Charges please see the Company's Prospectus.

The past performance is calculated in GBP.

The Fund was launched in July 1991 and the share class was launched in February 2022.

Past performance does not predict future returns.

The past performance takes into account all charges except one-off charges.

The Fund does not aim to track the performance of the benchmark.

## Practical information

**Depository:** NatWest Trustee and Depository Services Limited.

**To obtain more information:** This Key Investor Information Document may not contain all the information you need.

For the last published price of shares in the Fund or any additional information on the Fund, or to obtain the Company's prospectus or the annual/semi-annual report, please visit [www.janushenderson.com](http://www.janushenderson.com). Documents are available free of charge in English and certain other languages. You may also contact the registered office of the Fund at 201 Bishopsgate, London EC2M 3AE, or your local representative office.

**Tax:** Investors should note that the tax legislation that applies to the Fund may have an impact on the personal tax position of their investment in the Fund.

Contact your adviser to discuss tax treatment, suitability of this investment, and other questions.

**Notices:** Janus Henderson Fund Management UK Limited may be held liable solely on the basis of any statement contained in this document

that is misleading, inaccurate or inconsistent with the relevant parts of the Prospectus for the Fund.

The assets of each sub-fund are segregated, meaning that each sub-fund is insulated from any losses or claims associated with the other sub-funds.

Further information about dealing and switching to other share classes of this Fund or other Funds in this OEIC may be obtained by visiting [www.janushenderson.com](http://www.janushenderson.com) or found in the Company's prospectus.

The details of the up-to-date remuneration policy of the Manager are available at [www.janushenderson.com](http://www.janushenderson.com). A paper copy of the remuneration policy will be made available free of charge upon request. These include a description of how pay and benefits are worked out and the people or committee members responsible for awarding them.

The Fund and Janus Henderson Fund Management UK Limited are authorised in the UK and regulated by the Financial Conduct Authority ("FCA").

*This Key Investor Information is accurate as at 2 December 2024.*

## KEY INVESTOR INFORMATION

This document provides you with Key Investor Information about this Fund. It is not marketing material. The information is required by law to help you understand the nature and the risks of investing in this Fund. You are advised to read it so you can make an informed decision about whether to invest.

## Janus Henderson

### UK Responsible Income Fund Class G Acc ISIN: GB00BMX58Y51

A sub-fund of Janus Henderson Sustainable/Responsible Funds, a UK OEIC managed by Janus Henderson Fund Management UK Limited.  
Fund Currency: GBP Share Class Currency: GBP

## Objective and investment policy

### Objective

The Fund aims to provide an income with the potential for capital growth over the long term (5 years or more).

### Investment policy

The Fund invests at least 80% of its assets in shares (also known as equities) of companies, of any size, in the UK. Companies will be incorporated, headquartered, or deriving significant revenue from, the UK. The Investment Manager seeks to identify companies with attractive long-term business models offering the potential for good dividend growth and capital returns over the long term. The Investment Manager applies exclusionary screens to avoid companies involved in business activities that may be environmentally and/or socially harmful, as detailed in the Prospectus.

The Fund may also invest in other assets including cash and other shares.

The Investment Manager may use derivatives (complex financial instruments) to reduce risk, to manage the Fund more efficiently, or to generate additional income for the Fund.

The Fund is actively managed with reference to the FTSE All Share Index, which is broadly representative of the companies in which it may invest, as this can provide a useful comparator for assessing the Fund's performance. The Investment Manager has discretion to choose investments for the Fund with weightings different to the index or not in the index.

As an additional means of assessing the performance of the Fund, the IA UK Equity Income sector average, which is based on a peer group of broadly similar funds, may also provide a useful comparator.

### Strategy

The Investment Manager adopts a flexible and pragmatic investment process, designed with the intention of achieving its objective in a variety of market

conditions. The Fund's investment process focuses on UK companies with good cash flow and growing dividends. The Investment Manager commits to maintaining a carbon intensity that is at least 25% below the FTSE All Share Index and holding at least 70% of the portfolio in companies with a climate score of C or higher (score from CDP – <https://www.cdp.net/en>, or equivalent). The Investment Manager also applies screens to avoid investing in issuers involved in certain activities, as described in the Prospectus. More product-specific information, including our investment principles, can be found in the Document Library of the website at [www.janushenderson.com](http://www.janushenderson.com).

**Other Information** The Investment Manager will seek to promote environmental, social and/or governance (ESG) principles in managing the Fund, which may include the exclusion of issuers that the Investment Manager considers could contribute to significant ESG harm, as further described in the prospectus.

**Distribution policy** The Fund offers accumulation shares (shares in which net income is retained within the price) and income shares (shares in which net income may be paid out to investors).

**Recommendation** This Fund may not be appropriate for investors who plan to withdraw their money within 5 years.

The Fund is designed to be used only as one component of several in a diversified investment portfolio. Investors should consider carefully the proportion of their portfolio invested into this Fund.

You can buy, sell or switch shares in the Fund on any dealing day and according to certain restrictions, both defined in detail in the Company's Prospectus.

**For an explanation of some of the terms used in this document, please visit the glossary on our website at [www.janushenderson.com](http://www.janushenderson.com).**

## Risk and reward profile



The value of an investment and any income from it can go up or down. When you sell your shares they may be worth less than you paid for them.

The rating above is based on simulated historic volatility. Historic data may not be a reliable indication of the future risk profile of the Fund. The rating is not guaranteed and may change over time.

The share class appears at 6 out of 7. Share classes in higher categories have shown greater and/or more frequent variations in Net Asset Value in the past five years than those in lower categories. The lowest category does not mean risk free.

Other material risks not captured by the rating:

**Equities** Shares/Units can lose value rapidly, and typically involve higher risks than bonds or money market instruments. The value of your investment may fall as a result.

**Investment Style - Income** The Fund follows an investment style that creates a bias towards income-generating companies. This may result in the Fund significantly underperforming or outperforming the wider market.

**Country or Region** If a Fund has a high exposure to a particular country or geographical region it carries a higher level of risk than a Fund which is more broadly diversified.

**Responsible Investment** The Fund follows a responsible investment approach, which may cause it to be underweight in certain sectors (due to the avoidance criteria employed) and thus perform differently than funds that have a similar financial objective but which do not apply any avoidance criteria when selecting investments.

**Derivatives** The Fund may use derivatives with the aim of reducing risk or managing the portfolio more efficiently. However this introduces other risks, in particular, that a derivative counterparty may not meet its contractual obligations.

**Liquidity** Securities within the Fund could become hard to value or to sell at a desired time and price, especially in extreme market conditions when asset prices may be falling, increasing the risk of investment losses.

**Charges to Capital** Some or all of the ongoing charges may be taken from capital, which may erode capital or reduce potential for capital growth.

**Counterparty Risk and Operational Risk** The Fund could lose money if a counterparty with which the Fund trades becomes unwilling or unable to meet its obligations, or as a result of failure or delay in operational processes or the failure of a third party provider.

For more information please see the Company's Prospectus.

## Charges

The charges you pay are used to pay the costs of running the Fund, including the costs of managing and distributing it. These charges reduce the potential growth of your investment.

If you invest through a third party provider you are advised to consult them directly as charges, performance and terms and conditions may differ materially to those shown in this document.

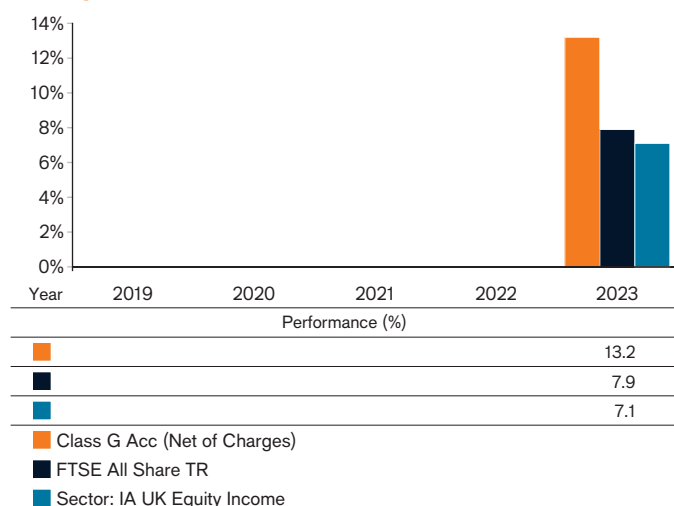
### One-off charges taken before or after you invest\*

Entry Charge	0.00%
Exit Charge	0.00%**

\* The charges shown are maximum figures. In some cases you may pay less.

\*\* Subject to a charge of up to 3.00% where the Manager suspects excessive trading by an investor (and specifically on subscriptions held for less than 90 days).

## Past performance



### Charges taken from the Fund over a year

Ongoing Charges	0.57%
-----------------	-------

The ongoing charge figure is estimated because of the recent changes made to this share class.

The figure for ongoing charges excludes portfolio transaction costs, except in the case of an initial charge paid by the Fund when buying shares or units in another Fund.

For more information about Charges please see the Company's Prospectus.

The past performance is calculated in GBP.

The Fund was launched in May 1995 and the share class was launched in February 2022.

Past performance does not predict future returns.

The past performance takes into account all charges except one-off charges.

The Fund does not aim to track the performance of the benchmark.

## Practical information

**Depository:** NatWest Trustee and Depository Services Limited.

**To obtain more information:** This Key Investor Information Document may not contain all the information you need.

For the last published price of shares in the Fund or any additional information on the Fund, or to obtain the Company's prospectus or the annual/semi-annual report, please visit [www.janushenderson.com](http://www.janushenderson.com). Documents are available free of charge in English and certain other languages. You may also contact the registered office of the Fund at 201 Bishopsgate, London EC2M 3AE, or your local representative office.

**Tax:** Investors should note that the tax legislation that applies to the Fund may have an impact on the personal tax position of their investment in the Fund.

Contact your adviser to discuss tax treatment, suitability of this investment, and other questions.

**Notices:** Janus Henderson Fund Management UK Limited may be held liable solely on the basis of any statement contained in this document

that is misleading, inaccurate or inconsistent with the relevant parts of the Prospectus for the Fund.

The assets of each sub-fund are segregated, meaning that each sub-fund is insulated from any losses or claims associated with the other sub-funds.

Further information about dealing and switching to other share classes of this Fund or other Funds in this OEIC may be obtained by visiting [www.janushenderson.com](http://www.janushenderson.com) or found in the Company's prospectus.

The details of the up-to-date remuneration policy of the Manager are available at [www.janushenderson.com](http://www.janushenderson.com). A paper copy of the remuneration policy will be made available free of charge upon request. These include a description of how pay and benefits are worked out and the people or committee members responsible for awarding them.

The Fund and Janus Henderson Fund Management UK Limited are authorised in the UK and regulated by the Financial Conduct Authority ("FCA").

*This Key Investor Information is accurate as at 2 December 2024.*



## Purpose

This document provides you with key information about this investment product. It is not marketing material. The information is required by law to help you understand the nature, risks, costs, potential gains and losses of this product and to help you compare it with other products.

## KBI Global Sustainable Infrastructure Fund

a sub-fund of **KBI Funds ICAV**  
**Class A GBP (IE00BN7CHR50)**

The Central Bank of Ireland is responsible for supervising Amundi Ireland Limited (Management Company) in relation to this Key Information Document.

This PRIIP is authorised in Ireland.

Amundi Ireland Limited is authorised in Ireland and regulated by the Central Bank of Ireland.

**Contact Details:** Via email at [KBI\\_TA@ntrs.com](mailto:KBI_TA@ntrs.com) or via phone on +353 1 434 5121

**Manufacturer:** Amundi Ireland Limited

**Management Company:** Amundi Ireland Limited

**Investment Manager:** KBI Global Investors Limited

**This document was produced on 19 November 2024 with data based on 30 June 2024.**

## What is this product?

### Type:

This product is a UCITS Fund.

### Term:

This product is open-ended and is not subject to any fixed term.

The product may be terminated and all shares of the product redeemed (a) if, at any time after the first anniversary of the establishment of the product, the net asset value of the product falls below €20 million for a period of six consecutive weeks and the shareholders of the product resolve by ordinary resolution to terminate the product; or (b) by the Management Company giving not less than two nor more than twelve weeks' notice to the shareholders of the product of its intention to terminate the product; or (c) if the shareholders of 75% in value of the shares in issue of the product resolve that the shares should be redeemed. For further information on the circumstances in which the product may be terminated, please refer to the Prospectus under the headings "Total Redemption of Shares" and "Termination of a Fund".

The Management Company may also compulsorily redeem an individual shareholding if ownership of such shares is in breach of any restrictions on ownership as detailed in the Prospectus under the heading "Compulsory Redemption of Shares/Deduction of Tax".

### Objectives:

The aim of the product is to generate the highest possible return for its shareholders and outperform the S&P Global Infrastructure Index by investing primarily in shares of listed companies operating in infrastructure related sectors.

The product will invest primarily in shares of companies listed or traded on the major worldwide stock exchanges which generate on an

aggregate portfolio basis a substantial portion of their turnover from the sustainable infrastructure sector, including but not limited to the supply or treatment of water, waste water and energy, the provision or maintenance or enhancement of energy or water infrastructure such as energy generation facilities and equipment or water treatment facilities, the provision, maintenance or enhancement of infrastructure designed to support the production and efficient distribution of food and crops and the provision, maintenance or enhancement of other socially beneficial infrastructure.

The product is considered to be actively managed in reference to the S&P Global Infrastructure Index by virtue of the fact that it uses the Index for performance comparison purposes. However the Index is not used to define the portfolio composition of the Fund or as a performance target and the product may be wholly invested in securities which are not constituents of the Index.

This share class does not pay a dividend. Any income arising from the share class will be re-invested.

### Intended retail investor:

This product is intended for investors who are prepared to take on a relatively high level of risk of loss to their original capital in order to get a higher potential return, and who plan to stay invested for at least 5 years. It is designed to form part of a portfolio of investments.

Shareholders may redeem shares in the product on demand by submitting an application to the Fund Administrator before 3pm on any Business Day, as described in the Prospectus. Redemptions may be limited, delayed or subject to conditions as further outlined under the heading "How long should I hold it and can I take money out early" below.

## What are the risks and what could I get in return?

### Risk Indicator



The risk indicator assumes you keep the product for 5 years. The actual risk can vary significantly if you cash in at an early stage and you may get back less.

The summary risk indicator is a guide to the level of risk of this product compared to other products. It shows how likely it is that the product will lose money because of movements in the markets or because we are not able to pay you.

We have classified this product as 4 out of 7, which is "a medium" risk

class. This rates the potential losses from future performance at a medium level, however poor market conditions could impact the ability to provide a positive return on your investment.

The Risk Factors applicable to the product are liquidity risk, counterparty risk, emerging markets risk, currency risk, operational risk and interest rate risk. Please read the product's Annual Report or Prospectus at [www.kbiglobalinvestors.com](http://www.kbiglobalinvestors.com) for these and other relevant risks.

If a share class is denominated in a currency other than the official currency of your Member State, be aware of currency risk. You will receive payments in a different currency, so the final return you get will depend on the exchange rate between the two currencies. This risk is not considered in the indicator shown above.

## Performance scenarios

The figures shown include all the costs of the product itself, but may not include all the costs that you pay to your advisor or distributor. The figures do not take into account your personal tax situation, which may also affect how much you get back.

What you will get from this product depends on future market performance. Market developments in the future are uncertain and cannot be accurately predicted.

The unfavourable, moderate, and favourable scenarios shown are illustrations using the worst, average, and best performance of the KBI Global Sustainable Infrastructure Fund over the last 10 years. Markets could develop very differently in the future.

The stress scenario shows what you might get back in extreme market circumstances.

Recommended Holding Period: 5 years			
Investment: GBP 10,000			
Scenarios		If you exit after 1 year	If you exit after 5 years (recommended holding period)
Minimum: There is no minimum guaranteed return			
<b>Stress</b>	<b>What you might get back after costs</b> Average return each year	<b>2,570 GBP</b> -74.27%	<b>2,580 GBP</b> -23.76%
<b>Unfavourable<sup>1</sup></b>	<b>What you might get back after costs</b> Average return each year	<b>8,960 GBP</b> -10.36%	<b>9,320 GBP</b> -1.40%
<b>Moderate<sup>2</sup></b>	<b>What you might get back after costs</b> Average return each year	<b>10,800 GBP</b> 8.02%	<b>17,330 GBP</b> 11.62%
<b>Favourable<sup>3</sup></b>	<b>What you might get back after costs</b> Average return each year	<b>14,040 GBP</b> 40.39%	<b>20,850 GBP</b> 15.83%

<sup>1</sup> This type of scenario occurred for an investment between January 2023 and June 2024.

<sup>2</sup> This type of scenario occurred for an investment between May 2017 and May 2022.

<sup>3</sup> This type of scenario occurred for an investment between December 2015 and December 2020.

## What happens if KBI Global Investors is unable to pay out?

In certain circumstances, you may face financial loss should KBI Global Investors Ltd or Amundi Ireland Ltd or the Depository (Northern Trust Fiduciary Services (Ireland) Ltd), default on their respective obligations. There is no compensation or guarantee scheme in place which may offset, all or any of, this loss.

## What are the costs?

The person advising on or selling you this product may charge you other costs. If so, this person will provide you with information about these costs and how they affect your investment.

### Costs over time

The tables show the amounts that are taken from your investment to cover different types of costs. These amounts depend on how much you invest, how long you hold the product and how well the product does. The amounts shown here are illustrations based on an example investment amount and different possible investment periods.

We have assumed, in the first year you would get back the amount that you invested (0 % annual return). For the other holding period, we have assumed the product performs as shown in the moderate scenario and the investment is GBP 10,000.

Investment: GBP 10,000	If you exit after 1 year	If you exit after 5 years
<b>Total costs</b>	129 GBP	1,033 GBP
<b>Annual cost impact (*)</b>	1.3%	1.4%

(\*) This illustrates how costs reduce your return each year over the holding period. For example it shows that if you exit at the recommended holding period your average return per year is projected to be 13.0% before costs and 11.6% after costs.

## Composition of costs

One-off costs upon entry or exit		If you exit after 1 year
<b>Entry costs</b>	The impact of the costs you pay when entering your investment. This is the most you will pay, and you could pay less.	0 GBP
<b>Exit costs</b>	The impact of the costs you pay when exiting your investment. This is the most you will pay, and you could pay less.	0 GBP
Ongoing costs taken each year		If you exit after 1 year
<b>Management fees and other administrative or operating costs</b>	The impact of the costs that are taken each year for managing your investments.	92 GBP
<b>Transaction costs</b>	The impact of direct costs (e.g. commission and taxes) and indirect costs (e.g. price movement) of buying and selling underlying investments for the product.	37 GBP
Incidental costs taken under specific conditions		If you exit after 1 year
<b>Performance fees</b>	This product does not have any performance fees.	0 GBP

## How long should I hold it and can I take money out early?

### Recommended holding period: 5 years

The product is designed to be held over the medium term and we recommend that you hold this investment for at least 5 years.

You may sell shares in the product by submitting a redemption request to the Fund Administrator prior to 3pm on any Business Day, as defined in the Prospectus, or such other day or days as may be determined by the Management Company and notified in advance to shareholders.

If the number of shares to be redeemed on any Dealing Day equals 10% or more of the total number of shares in issue in the product or 10% or more of the Net Asset Value of the product, the Management Company may refuse to redeem any shares in excess of 10% of the total number of shares in issue in the product or in excess of 10% of the Net Asset Value of the product.

For further information on the redemption of shares, please refer to the Prospectus under the heading "Redemption of Shares".

There is no redemption fee, however, in order to prevent excessive and disruptive trading practices, the Management Company may impose a redemption fee of up to 3% of the net asset value per share of the product. Please refer to the section of the Prospectus entitled "Redemption Fee".

## How can I complain?

You can make a complaint to

- 1) the Fund Administrator (Northern Trust) at [KBI\\_TA@ntrs.com](mailto:KBI_TA@ntrs.com) / phone +353 1 434 5121 or
- 2) the Investment Manager - KBI Global Investors Ltd (please see their complaints policy at [www.kbiglobalinvestors.com](http://www.kbiglobalinvestors.com)) or
- 3) the Management Company - Amundi Ireland Ltd (please see their complaints policy at [www.amundi.ie](http://www.amundi.ie)).

## Other relevant information

We are required to provide you with further documentation, such as the product's latest Prospectus, annual and semi-annual reports. These documents are available from the Fund Administrator (Northern Trust) at [KBI\\_TA@ntrs.com](mailto:KBI_TA@ntrs.com) or phone +353 1 434 5121. They are also available online in the 'Fund Centre' section of [www.kbiglobalinvestors.com](http://www.kbiglobalinvestors.com).

Please also visit the 'Fund Centre' section of [www.kbiglobalinvestors.com](http://www.kbiglobalinvestors.com) to view the product's historical performance and the latest monthly performance scenarios.



# Key Information Document ('KID')

## Purpose

This document provides you with key information about this investment product. It is not marketing material. The information is required by law to help you understand the nature, risks, costs, potential gains and losses of this product and to help you compare it with other products.

## Product

Name of Fund: **L&G Clean Water UCITS ETF**

Share class name: **USD Accumulating ETF**

Manufacturer name: LGIM Managers (Europe) Limited, part of the Legal & General Group

Share class ISIN: IE00BK5BC891

This PRIIP is authorised in Ireland

Website: [www.lgim.com](http://www.lgim.com)

Telephone: +44 (0) 203 124 3277

Regulator: Central Bank of Ireland

Production date: 2024-02-14

## What is this product?

**Type:** This investment fund is a sub-Fund of Legal & General UCITS ETF Plc (the "**Company**"), an umbrella investment company with variable capital and segregated liability between Funds. The Fund is authorised in Ireland and regulated by the Central Bank of Ireland.

**Term:** There is no fixed maturity date.

**Objectives:** The Fund is a passively managed exchange traded Fund that aims to track the performance of the Solactive Clean Water Index NTR (the "**Index**"), subject to the deduction of the ongoing charges and other costs associated with operating the Fund.

The Fund has a sustainable investment objective as it invests in companies which (i) contribute to environmental objectives, (ii) do not significantly harm any environmental or social objectives, and (iii) follow good governance practices.

Shares in this Share Class (the "**Shares**") are denominated in USD and can be bought and sold on stock exchanges by ordinary investors using an intermediary (e.g. a stockbroker). In normal circumstances, only Authorised Participants may buy and sell Shares directly with the Company. Authorised Participants may redeem their Shares on demand in accordance with the "Dealing Timetable" published on <http://www.lgim.com>.

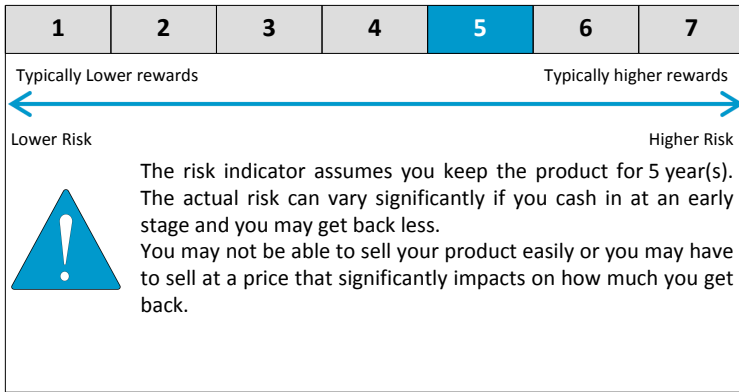
The index is comprised of companies which are publically traded on various stock exchanges around the world that have expertise in providing certain services in areas such as, but not limited to, "technology", "digital", "utility", and/or "engineering" for the global clean water industry (the "Water Related Services") and derive a certain proportion of revenues from the provision of Water Related Services. A company is only eligible for inclusion in the Index if it is of a sufficient size (determined by reference to the total market value of its shares) and it is sufficiently "liquid" (a measure of how actively its shares are traded on a daily basis). The universe of companies out of which the Index selection is made is refreshed annually in March. All constituents of the Index are equally weighted within the Index subject to certain liquidity adjustments made to ensure that less liquid securities are not overly represented in the Index. The Index will exclude companies which are constituents of the ESG Exclusions Index, namely companies that (i) have severe controversies, (ii) are persistent violators of the UN Global Compact, and/or (iii) are involved, to a certain degree, in harmful activities as determined in the Index Methodology available at: [www.solactive.com](http://www.solactive.com).

The Fund will primarily invest directly in the securities represented in the Index in similar proportions to their weightings in the Index. The fund may also invest in (1) companies that are not constituents of the Index that have similar risk and performance characteristics to the companies contained in the Index and (2) financial derivative instruments ("FDIs") (i.e. investments the prices of which are based on the companies contained in the Index and/or such other companies). Adjustments to the Fund's portfolio, including as a result of a reconstitution of the Index, will incur transaction costs.

This Share Class does not intend to pay dividends. Any income which may result from the Fund's investments will be re-invested into the Fund. The depositary of the Fund is the Bank of New York Mellon SA/NV, Dublin Branch. Further information about the Fund and the share class can be obtained from the Company's prospectus and the annual and semi-annual reports, which are available, in addition to the latest prices for the share class and details of any other share classes, free of charge at: [www.lgim.com](http://www.lgim.com).

**Intended retail investor:** The Fund is designed for investors looking to grow their money in an investment which can form part of their existing savings portfolio. Although investors can take their money out at any time, the Fund may not be appropriate for those who plan to withdraw their money within five years. The Fund is not designed for investors who cannot afford more than a minimal loss of their investment.

## What is the risk and what could I get in return?



The summary risk indicator is a guide to the level of risk of this product compared to other products. It shows how likely it is that the product will lose money because of movements in the markets or because we are not able to pay you.

We have classified this product as class 5 out of 7, which is a medium-high risk class.

The Fund is subject to the risks associated with technology-focused companies that are particularly vulnerable to rapid developments in technology (which may leave their products out-of-date), government regulation and competition which could negatively affect their value.

The value of the Fund may be affected by risks not in the SRI, including failure of a counterparty, custodian, issuer or index provider and derivative use.

This product does not include any protection from future market performance so you could lose some or all of your investment.

**Be aware of currency risk.** You may receive payments in a different currency, so the final return you will get depend on the exchange rate between the two currencies. This risk is not considered in the indicator shown above.

The Fund is not covered by an investor compensation scheme.

## Performance scenarios

Investment USD 10,000.00			
Scenarios		1 year	5 years (Recommended holding period)
Minimum	There is no minimum guaranteed return. You could lose some or all of your investment.		
Stress scenario*	What you might get back after costs	1,170.00 USD	900.00 USD
	Average return each year	-88.3%	-38.3%
Unfavourable scenario**	What you might get back after costs	7,660.00 USD	9,230.00 USD
	Average return each year	-23.4%	-1.6%
Moderate scenario***	What you might get back after costs	10,890.00 USD	17,540.00 USD
	Average return each year	8.9%	11.9%
Favourable scenario****	What you might get back after costs	16,590.00 USD	25,300.00 USD
	Average return each year	65.9%	20.4%

\* The Stress scenario shows what you might get back in extreme market circumstances.

\*\* The Unfavourable scenario was simulated based on the appropriate benchmark used for an investment between 12-2021 and 11-2023.

\*\*\* The Moderate scenario was simulated based on the appropriate benchmark used for an investment between 07-2014 and 07-2019.

\*\*\*\* The Favourable scenario was simulated based on the appropriate benchmark used for an investment between 02-2016 and 02-2021.

This table shows the money you could get back over the next 5 year(s), under different scenarios, assuming that you invest 10,000.00 USD.

The unfavourable, moderate, and favourable scenarios shown are illustrations using the worst, average, and best performance of the product with input from benchmark(s)/proxy over the last 10 years. Markets could develop very differently in the future.

The figures shown include all the costs of the product itself, but may not include all the costs that you pay to your advisor or distributor. The figures do not take into account your personal tax situation, which may also affect how much you get back.

**Market developments in the future cannot be accurately predicted. The scenarios shown are only an indication of some of the possible outcomes based on recent returns. Actual returns could be lower.**

## What happens if LGIM Managers (Europe) Limited is unable to pay out?

If LGIM Managers (Europe) Limited defaults, investors in the Fund would not face any financial losses. However, the value of an investment and any income taken from it is not guaranteed and can go down as well as up, you may not get back the amount you originally invested. The fund is not covered by an investor compensation scheme.

## What are the costs?

The Reduction in Yield (RIY) shows what impact the total costs you pay will have on the investment return you might get. The total costs take into account one-off, ongoing and incidental costs.

The amounts shown here are the cumulative costs of the product itself, for the holding period(s). They include potential early exit penalties. The figures assume you invest 10,000.00 USD. The figures are estimates and may change in the future.

## Costs over time

The tables show the amounts that are taken from your investment to cover different types of costs. These amounts depend on how much you invest and how long you hold the product. The amounts shown here are illustrations based on an example investment amount and different possible investment periods.

We may share part of the costs with the person selling you the product to cover the services they provide to you. They will inform you of the amount.

These figures include the maximum distribution fee that the person selling you the product may charge. This person will inform you of the actual distribution fee.

We have assumed:

- In the first year you would get back the amount that you invested (0 % annual return). For the other holding periods we have assumed the product performs as shown in the moderate scenario.
- USD 10,000.00 is invested.

Investment USD 10,000.00	If you cash in after 1 year	If you cash in after 5 years
Total costs	58.00 USD	519.00 USD
Impact on return (RIY) per year (*)	0.58%	0.65%

(\*) This illustrates how costs reduce your return each year over the holding period. For example, it shows that if you exit at the recommended holding period your average return per year is projected to be 12.54% before costs and 11.89% after costs.

## Composition of costs

The table below shows:

- The impact each year of the different types of costs on the investment return you might get at the end of the recommended holding period.
- What the different cost categories mean.

One-off costs upon entry or exit		If you exit after 1 year
Entry costs	0.00% There is no entry fee for this product.	0.00 USD
Exit costs	0.00% There is no exit fee for this product.	0.00 USD
Ongoing costs taken each year		
Management fees and other administrative or operating costs	0.49% of the value of your investment per year.	48.86 USD
Transaction costs	0.09% of the value of your investment per year. This is an estimate of the costs incurred when we buy and sell the underlying investments for the product. The actual amount will vary depending on how much we buy and sell.	9.24 USD
Incidental costs taken under specific conditions		
Performance fees and carried interest	0.00% There is no performance fee for this product.	0.00 USD

## How long should I hold it and can I take my money out early?

An investor can hold their investment for any time period but 5 year(s) is recommended.

The recommended holding period of 5 years has been selected for illustrative purposes only. Investments should be seen as long-term investments however there is no minimum (or maximum) holding period for the Shares. The Shares can be sold by ordinary investors using an intermediary (e.g. a stockbroker) when the markets on which they trade are open. An intermediary is likely to apply a commission to purchases and sales.

The above mentioned period has been defined in accordance to the product characteristics.

## How can I complain?

Complaints can be made in writing to LGIM Managers (Europe) Ltd, 70 Sir John Rogerson's Quay, Dublin 2, DO2 R296, Ireland or by submitting your complaint via the contact us section of the website <https://www.legalandgeneral.com/contact-us/> or by email to [complaints@lgim.com](mailto:complaints@lgim.com).

## Other relevant information

Further information about the Fund including 3 years of past performance history and previous performance scenarios required under PRIIPs regulation can be found at [www.lgim.com](http://www.lgim.com). Past performance is not a guide to future performance and future returns could be significantly worse than shown. This Key Investor Document is updated at least every 12 months. If you are in any doubt about the action you should take, you should seek independent financial advice.

# Key Investor Information

This document provides you with key investor information about this fund. It is not marketing material. The information is required by law to help you understand the nature and the risks of investing in this fund. You are advised to read it so you can make an informed decision about whether to invest.

## L&G Clean Water UCITS ETF

Share Class USD Accumulating ETF - ISIN: IE00BK5BC891. The Fund is a sub-fund of Legal & General UCITS ETF Plc (the "**Company**").  
Managed by LGIM Managers (Europe) Limited, a member of the Legal & General group (the "**Manager**")

## OBJECTIVES AND INVESTMENT POLICY

- The L&G Clean Water UCITS ETF (the "**Fund**") is a passively managed exchange traded fund ("**ETF**") that aims to track the performance of the Solactive Clean Water Index NTR (the "**Index**"), subject to the deduction of the ongoing charges and other costs associated with operating the Fund.
- The Fund has a sustainable investment objective as it invests in companies which (i) contribute to environmental objectives, (ii) do not significantly harm any environmental or social objectives, and (iii) follow good governance practices. Further information can be found in the Fund Supplement.
- Dealing.** Shares in this share class (the "**Shares**") are denominated in USD and can be bought and sold on stock exchanges by ordinary investors using an intermediary (e.g. a stockbroker). In normal circumstances, only Authorised Participants may buy and sell Shares directly with the Company. Authorised Participants may redeem their Shares on demand in accordance with the "Dealing Timetable" published on [www.lgim.com](http://www.lgim.com).
- Index.** The Index is comprised of companies which are publically traded on various stock exchanges around the world that have expertise in providing certain services in areas such as, but not limited to, "technology", "digital", "utility", and/or "engineering" for the global clean water industry (the "**Water Related Services**") and derive a certain proportion of revenues from the provision of Water Related Services. A company is only eligible for inclusion in the Index if it is of a sufficient size (determined by reference to the total market value of its shares) and it is sufficiently "liquid" (a measure of how actively its shares are traded on a daily basis). The universe of companies out of which the Index selection is made is refreshed annually in March. All constituents of the Index are equally weighted within the Index subject to certain liquidity adjustments made to ensure that less liquid securities are not overly represented in the Index. The Index will exclude companies which are constituents of the ESG Exclusions Index, namely companies that (i) have severe controversies, (ii) are persistent violators of the UN Global Compact, and/or (iii) are involved, to a certain degree, in harmful activities as determined in the Index Methodology available at: [www.solactive.com](http://www.solactive.com).
- Replication.** The Fund will primarily invest directly in the securities represented in the Index in similar proportions to their weightings in the Index. The fund may also invest in (1) companies that are not constituents of the Index that have similar risk and performance characteristics to the companies contained in the Index and (2) financial derivative instruments ("**FDIs**") (i.e. investments the prices of which are based on the companies contained in the Index and/or such other companies). Adjustments to the Fund's portfolio, including as a result of a reconstitution of the Index, will incur transaction costs.
- Dividend Policy.** This share class does not intend to pay dividends. Any income which may result from the Fund's investments will be re-invested into the Fund.

## RISK AND REWARD PROFILE



1	2	3	4	5	6	7
---	---	---	---	---	---	---

- The Fund is rated 6 due to the nature of its investments and its risks. The rating is calculated based on historical data and may not be a reliable indication of the Fund's future risk profile. The risk category may shift over time. The lowest category on the above scale does not mean "risk free".
- As the Index includes micro, small and medium-sized publicly traded companies, the Fund is subject to the risk that such companies may be more vulnerable to adverse business or economic events and greater and more unpredictable price changes than larger companies or the stock market as a whole.
- The Fund is subject to the risks associated with technology-focused companies that are particularly vulnerable to rapid developments in technology (which may leave their products out-of-date), government regulation and competition from domestic and foreign competitors who may have lower production costs. Such companies may also have difficulties establishing and maintaining patents, copyrights, trademarks and trade

secrets relating to their products which could negatively affect their value.

The risk and reward indicator may not take account of the following risks of investing in the Fund :

- The Fund may have underlying investments that are valued in currencies that are different from USD, in which case exchange rate fluctuations will impact the value of your investment. In addition, the return in the currency of this share class may be different to the return in your own currency.
- Third party service providers (such as counterparties entering into FDIs with the Fund or the Company's depository) may go bankrupt and fail to pay money due to the Fund or return property belonging to the Fund.
- If the Index provider stops calculating the Index or if the Fund's license to track the Index is terminated, the Fund may have to be closed.
- It may not always be possible to buy and sell Shares on a stock exchange or at prices closely reflecting the NAV.
- There is no capital guarantee or protection on the value of the Fund. Investors can lose all the capital invested in the Fund.

Please refer to the "Risk Factors" section of the Company's Prospectus and the Fund Supplement.



## CHARGES FOR THE FUND

The charges you pay are used to pay the costs of running the Fund, including the costs of marketing and distributing it. These charges reduce the potential return from your investment.

### One-off charges taken before or after you invest

Entry charge	0.00%*
Exit charge	0.00%*

This is the maximum that might be taken out of your money before it is invested or before the proceeds of your investment are paid out.

### Charges taken from the Share Class over a year

Ongoing charge	0.49%
----------------	-------

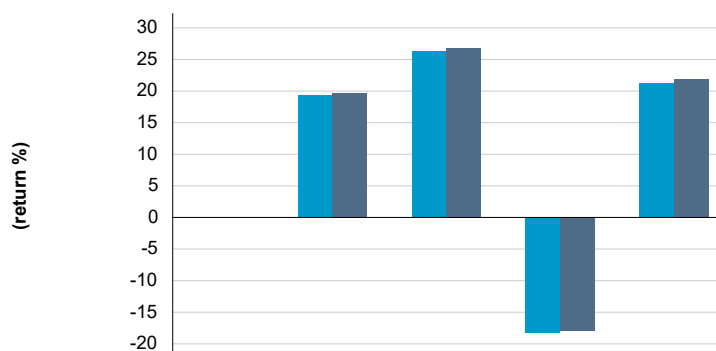
### Charges taken from the Share Class over a year

Performance fee	None
-----------------	------

\*Authorised Participants dealing directly with the Company will pay related transaction costs

- Ordinary investors (i.e. who buy and sell Shares on stock exchanges) are not charged entry or exit charges by the Company but may be charged dealing costs and fees by their stockbroker. Please consult your stockbroker and/or investment adviser for details of such fees.
- The ongoing charges figure is based on expenses for the 12 month period ended 31 December 2023 and may vary from year to year. The ongoing charges figure excludes portfolio transaction costs (except for the custody transaction costs paid to the Depository which are included).
- For more information about charges, please see the "Fees and Expenses" section of the Company's Prospectus and the "Dealing Procedures" and "Dealing Information" sections of the Fund Supplement which are available at: [www.lgim.com](http://www.lgim.com).

## PAST PERFORMANCE



	2019	2020	2021	2022	2023
Share Class		19.4	26.4	-18.3	21.3
Index		19.7	26.8	-18.0	21.9

- The Fund has been in existence since 17 June 2019. This Share Class has been in existence since 17 June 2019.
- The chart shows the annual performance of the share class in USD for each full calendar year over the period displayed in the chart.
- Ongoing charges have been included in the calculation of past performance. Any entry/exit charges have been excluded from the calculation.
- Past performance is not a guide to future performance.

## PRACTICAL INFORMATION

- The Fund's depository is The Bank of New York Mellon SA/NV, Dublin Branch.
- The Fund is one of a number of sub-funds of the Company. The assets and liabilities of each sub-fund are segregated from each other by Irish law. Although the rights of investors and creditors are normally limited to the assets of each sub-fund, the Company is a single legal entity that may operate in jurisdictions which may not recognise such segregation.
- The Company is resident in Ireland for taxation purposes. This may have an impact on your personal tax position. Please consult your investment or tax adviser for advice on your own tax liabilities.
- The Manager may be held liable solely on the basis of any statement contained in this document that is misleading, inaccurate or inconsistent with the relevant parts of the Company's Prospectus.
- Further information about the Fund and the share class can be obtained from the Company's Prospectus and Fund Supplement and the annual and interim financial statements (that are prepared for the Company as a whole), which are available, in addition to the latest available NAV for the share class and details of the Fund's portfolio, at: [www.lgim.com](http://www.lgim.com). These documents are available free of charge in English and certain other languages.
- Switching of shares between this share class and other share classes of the Fund and/or other sub-funds of the Company is not permitted.
- An indicative intra-day net asset value ("iNAV") for the Share Class will be available at: <https://www.solactive.com/>
- Details of the Manager's update policy in respect of remuneration, including a description of how remuneration and benefits are calculated and the identities of the persons responsible for awarding same can be accessed from the following website: [www.lgim.com](http://www.lgim.com). A paper copy is also available free of charge from the Manager upon request.



# Key Investor Information

This document provides you with key investor information about this fund. It is not marketing material. The information is required by law to help you understand the nature and the risks of investing in this fund. You are advised to read it so you can make an informed decision about whether to invest.

## Legal & General MSCI World Socially Responsible Investment (SRI) Index Fund Unit Class I GBP Accumulation - ISIN: GB00B0CNH940

The authorised fund manager of the Fund is Legal & General (Unit Trust Managers) Limited (the "Manager").

### OBJECTIVES AND INVESTMENT POLICY

- The objective of the Fund is to track the performance of the MSCI World SRI Index, the "Benchmark Index" on a net total return basis before fees and expenses are applied. Fund performance may differ from the Benchmark Index due to the deduction of fees and expenses and the impact of any tracking error factors.
- The Fund replicates the Benchmark Index as closely as possible by holding all, or substantially all, of its constituents in a similar proportion to their weightings in the Benchmark Index.
- The Benchmark Index is comprised of shares in large and middle capitalisation shares in companies across various developed markets and it is constructed with an aim to represent the performance of companies that are consistent with specific norms-based (screening against minimum standards of business practice based on international norms), sector based, and/or values-based exclusions, climate change-based criteria and that have high environmental, social and governance ("ESG") ratings relative to their sector peers.
- The Fund will generally hold assets directly but can use depositary receipts (such as American depositary receipts and global depositary receipts) to gain exposure such as when the direct asset cannot be held or is not available.
- The Fund may also invest in shares in companies which are reasonably expected to become part of the Benchmark Index in the near future or are an alternative to a constituent of the Benchmark Index, money market instruments (such as treasury bills), depositary receipts, cash, deposits and collective investment schemes including those managed or operated by the Manager or an associate of the Manager.
- The Benchmark Index provider excludes certain companies, as set out in their methodology, including companies involved in nuclear power, tobacco, alcohol, gambling, conventional and controversial weapons, civilian firearms, genetically modified organisms, thermal coal power, fossil fuel reserves ownership, fossil fuel extraction and adult entertainment. Further information about the full Controversial Business Involvement criteria used by the Benchmark Index provider and the thresholds applied can be found on MSCI's website: <https://www.msci.com/index/methodology/latest/SRI>
- The Benchmark Index provider is also designed to select the top 25% of companies across sectors and industries according to their MSCI ESG Ratings. ESG scores are translated into 'AAA' to 'CCC' scale, indicating a company's exposure to industry material ESG issues and their ability to manage those issues relative to industry peers. A rating of 'AAA' for example

represents a company that is a leader in its industry managing the most significant ESG issues and opportunities. A rating of 'CCC' comparatively represents a company lagging behind its industry peers, based on its high exposure, and failure to manage significant ESG issues.

- ESG issues vary by sector but consist of, amongst other things, carbon emissions, health and safety, business ethics and biodiversity. Further information about MSCI's ESG Ratings is available at: <https://www.msci.com/sustainable-investing/esg-ratings> A Summary of the index methodology is available on: <https://www.msci.com/msci-sri-indexes>
- The Fund does not apply a UK sustainability investment label in accordance with the FCA's Sustainability Disclosure Requirements.
- The Fund's Consumer Facing Disclosure, a document which includes details of the key sustainability characteristics and the sustainability metrics for the Fund, can be found on the Manager's website from 2 December 2024.
- The Fund may use derivatives (financial contracts which have a value linked to the price of another financial asset (such as a share, bond or currency) or a market index) in order to:
  - reduce risk or cost; or
  - generate additional capital or income with no, or an acceptably low, level of risk (known as "efficient portfolio management").

#### Other information:

- The Fund is passively managed as it tracks the Benchmark Index.
- Your units will be accumulation units. Income from the Fund's investments (dividends) will be reinvested back into the value of your units.
- You can buy or sell units in this Fund on any business day. You need to contact us with your instruction before 3pm. This is the time we calculate unit prices for this Fund. If you contact us after 3pm, the units will be bought or sold at the next business day's price.
- The Fund's base currency is denominated in GBP.
- This Fund may be suitable for investors looking to invest in Global company shares that confirm to a range of Ethical and Environmental guidelines.
- Although investors can take their money out at any time, this Fund may not be appropriate for those who plan to withdraw their money within five years.
- This Fund is not designed for investors who cannot afford more than a minimal loss of their investment.
- If you do not understand this document we recommend you seek additional information to help you decide if this Fund is right for you.

### RISK AND REWARD PROFILE



1	2	3	4	5	6	7
---	---	---	---	---	---	---

- The Risk and Reward Indicator table demonstrates where the Fund ranks in terms of its potential risk and reward. The higher the rank the greater the potential reward but the greater the risk of losing money. It is not guaranteed to remain the same and may change over time. It is based on historical data and may not be a reliable indication of the future risk profile of the Fund. The shaded area in the table above shows the Fund's ranking on the Risk and Reward Indicator.
- The Fund is in category 6 because it invests in company shares which are sensitive to variations in the stock market. The value of company shares can change substantially over short periods of time. Company shares are generally considered to be higher risk investments than bonds or cash.
- Even a fund in the lowest category is not a risk free investment.
- The value of your investment may fall as well as rise and is not guaranteed.

You might get back less than you invest.

Further information on the risks of investing in this fund is contained in the Prospectus available at [www.legalandgeneral.com/reports](http://www.legalandgeneral.com/reports).

The risk and reward indicator may not take account of the following risks of investing in the Fund:

- The Fund has a sustainability and/or ESG focus in its investment process which may i) limit the Fund's exposure to or exclude certain companies, industries or sectors ii) impact the Fund's investment performance compared to other funds that do not apply such criteria and, iii) differ from an investor's own sustainability and/or ESG criteria.
- The Fund may have underlying investments that are valued in currencies that are different from GBP. Exchange rate fluctuations will impact the value of your investment. Currency hedging techniques may be applied to reduce this impact but may not entirely eliminate it.
- Derivatives are highly sensitive to changes in the value of the asset on which they are based and can increase the size of losses and gains.
- The Fund could lose money if any institutions providing services such as acting as counterparty to derivatives or other instruments, becomes unwilling or unable to meet its obligations to the Fund.



## CHARGES

The charges you pay are used to pay the costs of running the Fund, including the costs of marketing and distributing it. These charges reduce the potential return from your investment.

### One-off charges taken before or after you invest

Entry charge	0.00%
Exit charge	0.00%

This is the maximum that might be taken out of your money before it is invested.

The price for buying and selling units is subject to a Dilution Adjustment See opposite.

### Charges taken from the fund over each year

Ongoing charge	0.25%
----------------	-------

### Charges taken from the fund under certain specific conditions

Performance fee	None
-----------------	------

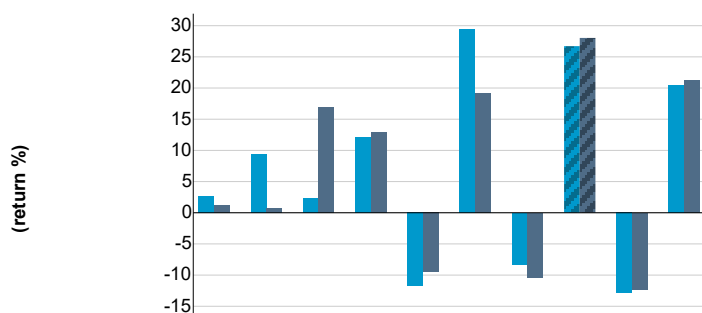
- There are no entry or exit charges.
- The ongoing charges figure is based on the latest available expenses at December 2023. This figure may vary from year to year.
- This Fund's ongoing charges include any charges made by any other funds it may invest in. They exclude portfolio transaction costs.
- The ongoing charges are taken from the Income of the Fund.

#### Other costs:

- **Dilution adjustment:** On any day, the prices for buying or selling units in this Fund are the same. The Fund manager calculates a single price for this Fund based on the mid-point between the buying and selling prices of the Fund's assets. In certain circumstances, the Fund manager can adjust this price to account for whether there is more money going into or coming out of the Fund. This is called a 'dilution adjustment'.
- This can vary but as an example for this Fund we estimate 0.09% for purchases and 0.05% for sales at 31 December 2023. The amount of the dilution adjustment may differ in future.

For more information about charges and costs, please see the charges and expenses section in the Fund's Prospectus, or visit our website at [www.legalandgeneral.com/chargesandfees](http://www.legalandgeneral.com/chargesandfees).

## PAST PERFORMANCE



	2014	2015	2016	2017	2018	2019	2020	2021	2022	2023
Fund	2.6	9.3	2.4	12.1	-11.7	29.4	-8.3	26.7	-12.9	20.5
Index	1.2	0.7	16.9	12.9	-9.5	19.2	-10.4	28.0	-12.3	21.2

\*Performance prior to this point achieved under circumstances that no longer apply

- Past performance is not a guide to future performance.
- The figures for the Fund take into account the ongoing charges and assume income (after any tax) is reinvested.
- The performance has been calculated in GBP.
- The Fund may not replicate the performance of the Benchmark Index perfectly due to tracking errors such as expenses, tax and transaction costs incurred by the Fund, which are not included in the Index.
- The annual return is for a 12 month period ending 31 December.
- The Fund launched in 1999.
- This unit class launched in 2005.
- On 28 January 2021\*, the Fund changed its name (from "Legal & General Ethical Trust") and its valuation point changed from a 12 noon valuation to a 3:00p.m. valuation. On the same date, the Fund changed its Index. Prior to this date past performance is shown against the FTSE 350 Index.

## PRACTICAL INFORMATION

- The trustee and depositary is Northern Trust Investor Services Limited.
- You can obtain further information about the Fund including copies of its prospectus and the latest annual and semi-annual reports at [www.legalandgeneral.com/reports](http://www.legalandgeneral.com/reports). Paper copies of these documents are also available free of charge in English from Legal & General Investments, PO Box 6080, Wolverhampton WV1 9RB.
- Investors can get other practical information, including the latest prices, dilution adjustment and details of any other unit classes that are available, by calling us on **0370 050 0955** Monday to Friday between 9:00a.m. to 5:00p.m. Call charges will vary.
- This Fund is subject to the tax legislation of the United Kingdom, which may have an impact on each investor's personal tax position.
- Legal & General (Unit Trust Managers) Limited may be held liable solely on the basis of any statement contained in this document that is misleading, inaccurate or inconsistent with the relevant parts of the Prospectus for the Fund.
- Details of our Remuneration Policy including our Remuneration Committee and how remuneration and benefits are calculated can be accessed from [www.lgim.com/remuneration](http://www.lgim.com/remuneration). A paper copy is also available free of charge upon request.

This document provides you with key investor information about this fund. It is not marketing material. The information is required by law to help you understand the nature and the risks of investing in this fund. You are advised to read it so you can make an informed decision about whether to invest.

## Royal London Short-Term Money Market Fund (Accumulation - Class Y Shares)

A sub-fund of Royal London Bond Funds ICVC ISIN: GB00B8XYYQ86  
Managed by Royal London Unit Trust Managers Limited

### Objectives and investment policy

**Objective** The Fund's investment objective is to preserve capital and provide an income over rolling 12-month periods by predominantly investing (at least 80% of its assets) in cash and cash equivalents.

**Policy** The Fund is actively managed, meaning that the manager will use their expertise to select investments to meet the objective. At least 80% of the Fund will be invested in eligible instruments as permitted by the Money Market Funds Regulation. These will include cash, time deposits, certificates of deposit, commercial paper, floating-rate notes, and short-dated government bonds.

The Fund may also make use of reverse repurchase agreements. The Fund may also hold a small amount of the portfolio in derivatives (investments that derive their value from another closely related underlying investment) for the purposes of efficient portfolio management.

Money market instruments will have a minimum rating of A-1, P-1 or F1 or long-term equivalent. Held assets will have 397 days or less to maturity. The weighted average maturity of the Fund will not exceed 60 days and the weighted average life will not exceed 120 days.

The Fund's holdings are also subject to predefined ethical criteria, which are reviewed on a quarterly basis. The Fund will not invest in the bonds or other securities of companies or other organisations that generate more than 10% of their turnover from either one or a combination of the following:

- 1) Armaments – The manufacture of armaments, nuclear weapons or associated strategic products
  - 2) Tobacco – The growing, processing or selling of tobacco products
  - 3) Fossil Fuels – the exploration, extraction and refining of oil, gas or coal
- The Fund's comparator benchmark is the Bank of England Sterling Overnight Interbank Average (SONIA). For the most appropriate comparison, this should be considered on a 'before the deduction of fees' basis. SONIA is the average overnight interest rate UK banks pay for unsecured transactions in sterling. It is considered to be an appropriate benchmark as it is a widely recognised approach to benchmarking short-term money market and fixed income funds.

**Recommendation** Investors who seek current income, protection of capital (but not guaranteed) or a short-term investment option.

### Concepts to understand

**Money market instruments** Money-market instruments are short-term, liquid investments issued by public institutions or companies.

**Rolling 12 month Period** A rolling 12 month period is any period of twelve months, no matter which day you start on.

**Reverse repurchase agreements** Agreeing to sell a purchased security at a specified later date.

**Efficient Portfolio Management** A list of approved investment techniques, including the use of derivatives, used to protect against excessive risk, reduce cost or generate extra income or growth.

**Ratings** Credit-rating agencies rate bonds based on the likelihood of them defaulting and being unable to repay their debt.

*You can buy and sell your shares on each working day, except public holidays, at 12:00 noon if you tell us before 12:00 noon that you want to do so. Instructions received after 12:00 noon will be processed at 12:00 noon on the following working day.*

Other share classes may be available as described in the Prospectus. If this is an income share class, any income will be paid out to you. If this is an accumulation share class, any income will be reinvested in the Fund.

### Risk and reward profile



Lower risk

Higher risk



Typically lower rewards

Typically higher rewards

The fund is shown in risk category 1 because its share price has shown a very low level of volatility historically.. The indicator has been calculated using historical data and may not be a reliable indication of the future risk profile of the Fund. As an investment, money market instruments are typically less volatile than bonds and shares.

The risk and reward indicator is not a measure of the expected rise or fall in capital but shows how sharply the Fund's share price has gone up and down historically.

A fund whose share price has experienced sharp or large increases or decreases will sit in a higher risk category, whereas a fund whose share price has experienced small or gradual increases or decreases will sit in a lower risk category.

The indicator is calculated using a standard methodology derived from EU rules.

The risk/reward indicator is an estimate and not a guarantee. Going forward, the Fund's actual volatility could be higher or lower, and its rated risk/reward profile could change. The lowest risk category does not mean the investment is risk free.

The risk indicator does not adequately capture the following risks, which are materially relevant to the Fund:

**Investment Risk** The value of investments and any income from them may go down as well as up and is not guaranteed. Investors may not get back the amount invested.

**Credit Risk** Should the issuer of a fixed income security become unable to make income or capital payments, or their rating is downgraded, the value of that investment will fall. Fixed income securities that have a lower credit rating can pay a higher level of income and have an increased risk of default.

**EPM Techniques** The Fund may engage in EPM techniques including holdings of derivative instruments. Whilst intended to reduce risk, the use of these instruments may expose the Fund to increased price volatility.

**Interest Rate Risk** Fixed interest securities are particularly affected by trends in interest rates and inflation. If interest rates go up, the value of capital may fall, and vice versa. Inflation will also decrease the real value of capital.

**Counterparty Risk** The insolvency of any institutions providing services such as safekeeping of assets or acting as counterparty to derivatives or other instruments, may expose the Fund to financial loss.

**Inflation Risk** Where the income yield is lower than the rate of inflation, the real value of your investment will reduce over time.

**Money Market Fund Risks** A Money Market Fund is not a guaranteed investment, and is different from an investment in deposits. The principal invested in the Fund is capable of fluctuation and the risk of loss of the principal is to be borne by the investor. The Fund does not rely on external support for guaranteeing the liquidity of the Fund or stabilising the NAV per share.

## Charges

The charges you pay are used to pay the costs of running the Fund, including the costs of marketing and distributing the Fund. These charges reduce the potential growth of the investment.

### One-off charges taken before or after you invest:

Entry charge	None
Exit charge	None

### Charges taken from the fund over a year:

Ongoing charge	0.10%
----------------	-------

### Charges taken from the fund under specific conditions:

Performance fee	None
-----------------	------

The entry and exit charge is the maximum that might be taken out of your money before it is invested or before the proceeds of your investment are paid out.

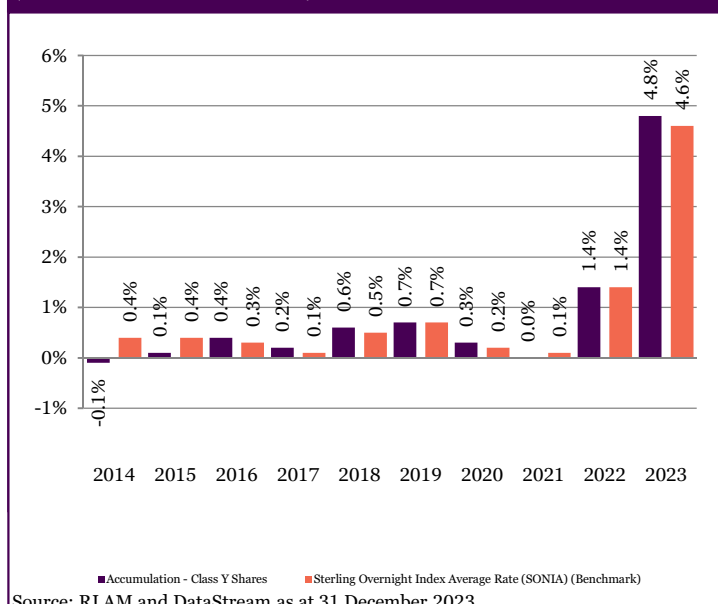
Ongoing charge is based on the Fund Management Fee (FMF), which is the periodic fee paid to the ACD to cover the expenses of the Fund. This figure does not include portfolio transaction costs. Ongoing charges are the same for all investors in the share class.

## Past performance

The graph shows fund performance over the past 10 years where available. The figure for a given year shows how much the Fund increased or decreased in value during that year. These results reflect ongoing charges taken from the Fund, but do not reflect any entry charges you might have to pay.

The Fund was launched on 22 July 1999 as a unit trust and converted to an open-ended investment company (OEIC) on 30 April 2010. The share class was launched on 26 November 2012.

The Royal London Short-Term Money Market Fund  
(Accumulation - Class Y Shares) *in GBP*



Past performance is not a guide to future performance and may not be repeated.

The chart shows performance in British Pounds after the ongoing charges and the portfolio transaction costs have been paid. Entry and exit charges are excluded from calculations of past performance. The past performance is calculated in British Pounds, with net dividends reinvested.

## Practical information

**Depository:** HSBC Bank plc

**Additional Information:** This Key Investor Information Document (KIID) may not contain all the information you need. For additional information on this fund (including the Supplementary Information Document), on other share classes of this fund and on other funds, or to obtain a free copy of the Fund's Prospectus or the annual and semi-annual shareholder reports, call the information line or write to the registered office, details of which are below. Alternatively, visit [www.rlam.com](http://www.rlam.com). The Prospectus and shareholder reports are in English.

This document describes one share class of the Fund. The Prospectus and annual and semi-annual shareholder reports are prepared for the entire fund across all share classes.

For fund performance and most recent share price, visit [www.rlam.com](http://www.rlam.com).

Should you wish to switch share classes or funds, please see the "Switching" section of the Prospectus for details.

This Sub-Fund qualifies as a "Variable Net Asset Value Money Market Fund" in accordance with Regulation (EU) 2017/1131 of the European Parliament and of the Council of 14 June 2017 on Money Market Funds as may be amended or replaced from time to time and therefore will comply with these guidelines.

**Tax:** Investors should note that the tax legislation that applies to the Fund may have an impact on the personal tax position of their investment in the Fund. Contact your adviser to discuss tax treatment, suitability of this investment, and other questions.

**Notices:** Royal London Unit Trust Managers Limited may be held liable solely on the basis of any statement contained in this document that is misleading, inaccurate or inconsistent with the relevant parts of the Prospectus.

The Prospectus and long reports (shareholder reports) are prepared for the entire company. The assets and liabilities of each sub-fund are segregated by law. Therefore, the assets of the Fund belong exclusively to it and are not available to meet the liabilities of any other fund of Royal London Bond Funds ICVC.

The Fund is authorised in the United Kingdom and regulated by the Financial Conduct Authority, Royal London Unit Trust Managers Limited is authorised and regulated by the Financial Conduct Authority.

Details of the Company's remuneration policy are available at [www.rlam.com](http://www.rlam.com) including: (a) a description of how remuneration and benefits are calculated; and (b) the identities of persons responsible for awarding remuneration and benefits. A paper copy of these details may be obtained, free of charge, on request from the Company, at the address below.

**Address:** Royal London Asset Management

80 Fenchurch Street, London, EC3M 4BY

**Telephone:** 03456 04 04 04

**Website:** [www.rlam.com](http://www.rlam.com)

A member of the Investment Association

**Publication Date:** This Key Investor Information is accurate as at 30 September 2024

This document provides you with key investor information about this fund. It is not marketing material. The information is required by law to help you understand the nature and the risks of investing in this fund. You are advised to read it so you can make an informed decision about whether to invest.

# Schroder Global Sustainable Value Equity Fund

an Authorised Unit Trust of Schroder Unit Trusts Limited

Class I Accumulation GBP (GB00B019KQ13)

This fund is managed by Schroder Unit Trusts Limited, which is a member of the Schroders Group.

## Objectives and investment policy

### Objectives

The fund aims to provide capital growth in excess of the MSCI World (Net Total Return) Index (after fees have been deducted) over a three to five year period by investing in equity and equity related securities of companies worldwide which meet the investment manager's sustainability criteria.

### Investment policy

The fund is actively managed and invests at least 80% of its assets in a concentrated range of equity and equity related securities of companies worldwide which meet the investment manager's sustainability criteria (please see the fund Characteristics section of the prospectus relating to the fund). The fund typically holds 30 to 70 companies.

The fund focuses on companies that have certain "Value" characteristics. Value is assessed by looking at indicators such as cash flows, dividends and earnings to identify securities which the manager believes have been undervalued by the market.

The fund maintains a higher overall sustainability score than the MSCI World (Net Total Return) index, based on the investment manager's rating system. More details on the investment process used to achieve this can be found in the fund Characteristics section.

The fund does not directly invest in certain activities, industries or groups of issuers above certain limits listed under "Sustainability Information" on the fund's webpage, accessed via [www.schroders.com/en/uk/private-investor/gfc](http://www.schroders.com/en/uk/private-investor/gfc).

The fund invests in companies that have good governance practices, as determined by the investment manager's rating criteria (please see the fund Characteristics section of the prospectus relating to the fund).

The fund may invest in companies that the investment manager believes will improve their sustainability practices within a reasonable timeframe, typically up to three years.

The investment manager may also engage with companies held by the fund to challenge identified areas of weakness on sustainability issues. More details on the investment manager's approach to sustainability and its engagement with companies are available on the website.

<https://www.schroders.com/en/uk/private-investor/strategic-capabilities/sustainability/>

The fund may also invest directly or indirectly in other securities (including in other asset classes), countries, regions, industries or currencies, collective investment schemes (including Schroder funds), warrants and money market instruments, and hold cash.

The fund may use derivatives with the aim of reducing risk or managing the fund more efficiently (for more information please refer to section 6 of Appendix I of the prospectus).

### Benchmark

The fund's performance should be assessed against its target benchmark, being to exceed the MSCI World (Net Total Return) Index, and compared against the MSCI World Value (Net Total Return) Index and the Investment Association Global sector average return.

### Dealing frequency

You may redeem your investment upon demand. This fund deals daily.

### Distribution policy

This unit class accumulates income received from the fund's investments, meaning it is kept in the fund and its value is reflected in the price of the unit class.

## Risk and reward profile



### The risk and reward indicator

The risk category was calculated using historical performance data and may not be a reliable indicator of the fund's future risk profile.

The fund's risk category is not guaranteed to remain fixed and may change over time.

A fund in the lowest category does not mean a risk-free investment.

The fund is in this category because it can take higher risks in search of higher rewards and its price may rise and fall accordingly.

### Risk factors

**Performance risk:** Investment objectives express an intended result but there is no guarantee that such a result will be achieved. Depending on market conditions and the macro economic environment, investment objectives may become more difficult to achieve.

**Concentration risk:** The fund may be concentrated in a limited number of geographical regions, industry sectors, markets and/or individual positions.

This may result in large changes in the value of the fund, both up or down.

**Sustainable Investing Risk:** The fund applies sustainability criteria in its selection of investments. This investment focus may limit the fund's exposure to companies, industries or sectors and the fund may forego investment opportunities that do not align with its sustainability criteria chosen by the investment manager. As investors may differ in their views of what constitutes sustainability, the fund may invest in companies that do not reflect the beliefs or values of any particular investor.

**Currency risk:** The fund may lose value as a result of movements in foreign exchange rates, otherwise known as currency rates.

**Derivatives risk:** Derivatives, which are financial instruments deriving their value from an underlying asset, may be used to manage the portfolio efficiently. A derivative may not perform as expected, may create losses greater than the cost of the derivative and may result in losses to the fund.

**Liquidity risk:** In difficult market conditions, the fund may not be able to sell a security for full value or at all. This could affect performance and could cause the fund to defer or suspend redemptions of its shares, meaning investors may not be able to have immediate access to their holdings.

**Operational risk:** Operational processes, including those related to the safekeeping of assets, may fail. This may result in losses to the fund.

## Charges

One-off charges taken before or after you invest	
Entry charge	None
Exit charge	None
This is the maximum that might be taken out of your money before it is invested or before the proceeds of your investment are paid out.	
Charges taken from the fund over a year	
Ongoing charges	0.79%
Charges taken from the fund under certain specific conditions	
Performance fee	None

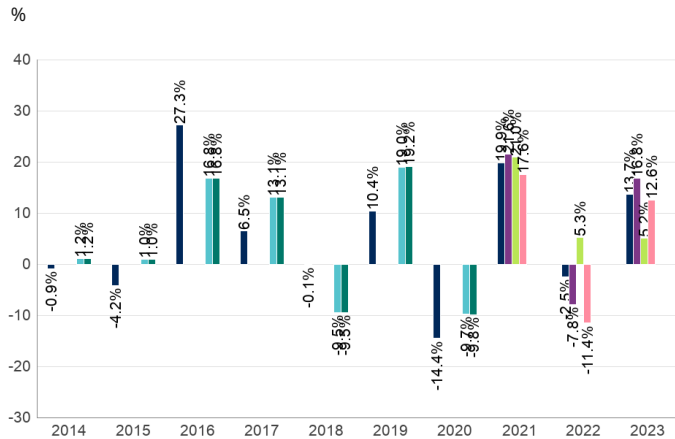
The charges you pay are used to pay the costs of running the fund, including the costs of marketing and distributing it. These charges reduce the potential growth of your investment.

The entry and exit charges shown are maximum figures and in some cases you might pay less. You can find out the actual entry and exit charges from your financial advisor.

The ongoing charges figure is based on the last year's expenses for the year ending December 2023 and may vary from year to year. The ongoing charge figure excludes portfolio transaction costs. The charges are mostly, if not exclusively, the Schroders Annual Charge (as may be discounted for retail unit classes depending on the size of the fund) but certain additional expenses may be charged as set out in the prospectus. The Schroders Annual Charge (without any discount) for this unit class of the fund is 0.79%. The fund's annual report for each financial year will include details on the exact charges made including any discounts.

Please see the prospectus for more details about the charges.

## Past performance



Past performance is not a guide to future performance and may not be repeated. The value of investments may go down as well as up and you may not get back the amount you originally invested.

The chart shows performance in British pound after the ongoing charges and the portfolio transaction costs have been paid.

The fund was launched on 24/03/2006.

The shareclass was launched on 24/03/2006.

Performance achieved between 2011 and 2018 was achieved in circumstances that no longer apply. Please note the fund's name, objective and investment policy changed on 14 February 2018. The fund's benchmarks have changed as follows:

- From 14 February 2018 to 31 March 2021 (Target benchmark: FTSE Customised All-Share ex Ethically Screened (Gross Total Return) Index. Comparator benchmark: FTSE All Share (Gross Total Return) Index).

- From 31 March 2021 to 15 August 2021 (Target benchmark: FTSE Customised All-Share ex Ethically Screened (Gross Total Return) Index. Comparator benchmarks: FTSE All Share (Gross Total Return) Index and the MSCI UK Value (Gross Total Return) Index).

- From 16 August 2021 onwards (Target benchmark: MSCI World (Net Total Return). Comparator benchmarks: MSCI World Value (Net Total Return) Index and the Investment Association Global sector average return).

- I Accumulation GBP (GB00B019KQ13)
- MSCI World (Net Total Return) Index
- MSCI World Value (Net Total Return) Index
- Investment Association Global sector average return
- FTSE Customised All-Share ex Ethically Screened (Gross Total Return) Index
- FTSE All Share (Gross Total Return) Index
- MSCI UK Value (Gross Total Return) Index

## Practical information

**Trustee:** J. P. Morgan Europe Ltd.

**Further Information:** You can get further information about this fund, including the prospectus, latest annual report, any subsequent half-yearly reports and the latest price of units from [www.schroders.com/ukinvestor](http://www.schroders.com/ukinvestor) and from Schroders, PO Box 1402, Sunderland, SR43 4AF, England, telephone 0800 182 2399. They are in English, free of charge.

**Tax Legislation:** The fund is subject to UK tax legislation which may have an impact on your personal tax position.

**Liability:** Schroder Unit Trusts Ltd may be held liable solely on the basis of any statement contained in this document that is misleading, inaccurate or inconsistent with the relevant parts of the fund's prospectus.

**Switches:** Subject to conditions, you may apply to switch your investment into another share class within this fund or in another Schroder fund. Please see the prospectus for more details.

**Remuneration policy:** A summary of Schroders' remuneration policy and related disclosures is at [www.schroders.com/remuneration-disclosures](http://www.schroders.com/remuneration-disclosures). A paper copy is available free of charge upon request.

The policy includes a description of how remuneration and benefits are calculated & the identities of persons responsible for awarding the remuneration and benefits.

**Glossary:** You can find an explanation of some of the terms used in this document at [www.schroders.com/ukinvestor/glossary](http://www.schroders.com/ukinvestor/glossary).

**Benchmark:** The target benchmark has been selected because it is representative of the type of investments in which the fund is likely to invest, and it is, therefore, an appropriate target in relation to the return that the Fund aims to provide. The comparator benchmarks have been selected because the investment manager and the manager believe that these benchmarks are a suitable comparison for performance purposes given the fund's investment objective and policy.

# Key Information Document

## Purpose

This document provides you with key information about this investment product. It is not marketing material. The information is required by law to help you understand the nature, risks, costs, potential gains and losses of this product and to help you compare it with other products.

## Product

<b>Product name</b>	<b>UBS (Irl) ETF plc - Global Gender Equality UCITS ETF (the "Fund"), a sub-fund of UBS (Irl) ETF plc (the "Company"), class (USD) A-acc</b>
<b>Manufacturer</b>	<b>UBS Fund Management (Ireland) Limited</b>
ISIN	IE00BDR5GV14
Telephone number	Call +353 1 863 9400 for more information.
Website	<a href="http://www.ubs.com/etf">www.ubs.com/etf</a>

The Central Bank of Ireland is responsible for supervising UBS Fund Management (Ireland) Limited in relation to this Key Information Document.

This PRIIP is authorised in Ireland.

UBS Fund Management (Ireland) Limited is authorised in Ireland and regulated by the Central Bank of Ireland.

Date of production of the KID: 18 November 2024.

## What is this product?

### Type

UBS (Irl) ETF Plc is an umbrella investment company with variable capital and segregated liability between sub-funds incorporated in Ireland and authorised by the Central Bank as an Undertaking for Collective Investment in Transferable Securities under the UCITS Regulations. The fund is a UCITS ETF.

### Term

The Product does not have a maturity date (the Product has been established for an indefinite period of time). The Manufacturer may terminate the Product early. The amount you will receive upon early termination may be less than the amount you invested.

The recommended holding period (RHP) is displayed in the section "How long should I hold it and can I take money out early?".

### Objectives

The Fund is passively managed and seeks to track performance of the Solactive Equileap Global Gender Equality 100 Leaders Net Total Return Index (the 'Index'). The Index is designed to generate exposure to the equity market performance of developed market companies which have a high gender diversity score while avoiding those with a low gender diversity score. This focus on companies with a high gender diversity score excludes at least 20% of the least well-rated securities as against the standard index universe. The Fund does not benefit from an SRI label.

The Fund will seek to hold all of the shares of the Index, in the same proportions as the Index, so that essentially the portfolio of the Fund will be a near mirror image of the Index. In seeking to implement its investment objective of tracking the performance of the Index, the Fund may also in exceptional circumstances hold securities which are not comprised in its Index, including, for example, securities in respect of which there has been an announcement or it is expected that they will shortly be included in the Index. The Fund may, for the purpose of reducing risk, reducing costs or generating additional capital or income, use derivative instruments. The use of derivative instruments may multiply the gains or losses made by the Fund on given investment or on its investments generally.

Currency hedged share classes may also be available in the Fund.

This sub-fund promotes environmental and/or social characteristics but does not have a sustainable investment objective.

The Fund will not enter into any securities lending.

The return of the fund depends mainly on the performance of the tracked index.

Fund income is not paid out, but instead will be reinvested.

### Intended retail investor

This fund applies to retail investors with a basic financial understanding, who can accept a possible loss on the investment amount. The fund is aimed at growing the investment value and addresses a preference for Sustainable Investing, while granting daily access to the capital under normal market conditions. With their investment in this fund, investors can satisfy medium term investment needs. The fund is suited to be acquired by the target client segments without any restriction of the distribution channel or platform.

### Depositary

State Street Custodial Services (Ireland) Limited

### Further Information

Information about Global Gender Equality UCITS ETF and the available share classes, the full prospectus, and the latest annual and semi-annual reports, as well as additional information can be obtained free of charge from the fund management company, the central administrator, the custodian bank, the fund distributors or online at [www.ubs.com/etf](http://www.ubs.com/etf). Latest price can be found at [www.ubs.com/etf](http://www.ubs.com/etf)

## What are the risks and what could I get in return?

Indicator



Lower risk

Higher risk



The risk indicator assumes you keep the product for 4 year(s).

The summary risk indicator is a guide to the level of risk of this product compared to other products. It shows how likely it is that the product will lose money because of movements in the markets or because we are not able to pay you.

We have classified this product as 4 out of 7 which is a medium risk class.

This rates the potential losses from future performance at a medium level. The past may be a poor predictor of the future and, hence, the actual risk of losing money may vary significantly.

The product may be exposed to further risk factors such as operational, political and legal risks which are not included in the summary indicator. Please refer to the prospectus for more detail.

This product does not include any protection from future market performance so you could lose some or all of your investment. If we are not able to pay you what is owed, you could lose your entire investment.

### Performance Scenarios

What you will get from this product depends on future market performance. Market developments in the future are uncertain and cannot be accurately predicted.

The unfavourable, moderate, and favourable scenarios shown are illustrations using the worst, average, and best performance of the product over the last 10 year(s). Markets could develop very differently in the future.

<b>Recommended holding period:</b>		<b>4 years</b>	
<b>Example Investment:</b>		<b>USD 10 000</b>	
		<b>If you exit after 1 year</b>	<b>If you exit after 4 years</b>
<b>Scenarios</b>			
<b>Minimum</b>	<b>There is no minimum guaranteed return. You could lose some or all of your investment.</b>		
<b>Stress</b>	<b>What you might get back after costs</b>	USD 1 480	USD 3 500
	Average return each year	-85.2%	-23.1%
<b>Unfavourable</b>	<b>What you might get back after costs</b>	USD 8 080	USD 11 330
	Average return each year	-19.2%	3.2%
<b>Moderate</b>	<b>What you might get back after costs</b>	USD 10 840	USD 14 030
	Average return each year	8.4%	8.8%
<b>Favourable</b>	<b>What you might get back after costs</b>	USD 15 710	USD 18 190
	Average return each year	57.1%	16.1%

The stress scenario shows what you might get back in extreme market circumstances.

The figures shown include all costs of the product itself. The figures do not take account of your personal tax situation, which can also have an impact on how much you receive back.

Unfavourable scenario: This type of scenario occurred for an investment between 2018 and 2022.

Moderate scenario: This type of scenario occurred for an investment between 2015 and 2019.

Favourable scenario: This type of scenario occurred for an investment between 2020 and 2024.

### What happens if UBS Fund Management (Ireland) Limited is unable to pay out?

Losses are not covered by an investor compensation or guarantee scheme. Furthermore, with respect to State Street Custodial Services (Ireland) Limited as depositary of the Fund, which is responsible for the safekeeping of the assets of the Fund (the "Depositary"), there is a potential default risk if the assets of the Fund held with the Depositary are lost. However, such default risk is limited as the Depositary is required by law and regulation to segregate its own assets from the assets of the Fund. The Depositary is liable to the Fund or to the investors of the Fund for the loss by the Depositary or one of its delegates of a financial instrument held in custody unless the Depositary is able to prove that the loss has arisen as a result of an external event beyond its reasonable control.



## What are the costs?

The person advising on or selling you this product may charge you other costs. If so, this person will provide you with information about these costs and how they affect your investment.

### Costs over time

The tables show the amounts that are taken from your investment to cover different types of costs. These amounts depend on how much you invest, how long you hold the product and how well the product does. The amounts shown here are illustrations based on an example investment amount and different possible investment periods.

We have assumed:

- In the first year you would get back the amount that you invested (0% annual return). For the other holding periods we have assumed the product performs as shown in the moderate scenario.
- 10 000 USD is invested.

	If you exit after 1 year	If you exit after 4 years
Total costs	USD 22	USD 105
Annual cost impact (*)	0.2%	0.2% each year

(\*) This illustrates how costs reduce your return each year over the holding period. For example it shows that if you exit at the recommended holding period your average return per year is projected to be 8.8% before costs and 8.6% after costs.

### Composition of costs

One-off costs upon entry or exit		If you exit after 1 year
Entry costs	We do not charge an entry fee.	USD 0
Exit costs	We do not charge an exit fee for this product, but the person selling you the product may do so.	USD 0
Ongoing costs taken each year		
Management fees and other administrative or operating costs	0.2% of the value of your investment per year. This is an estimate based on actual costs over the last year.	USD 20
Transaction costs	0.0% of the value of the investment per year. This is an estimate of the costs incurred when we buy and sell the underlying investments for the product. The actual amount will vary depending on how much we buy and sell.	USD 2
Incidental costs taken under specific conditions		
Performance fees	There is no performance fee for this product.	USD 0

The figures shown here do not include any additional fees that may be charged by your distributor, advisor, stock-brokers fees when dealing on secondary market or any insurance wrapper in which the fund may be placed. Transaction costs related to dealing directly with the Fund will be payable by authorised participants or new investors in the fund. For additional information about costs, refer to the prospectus, which is available at [www.ubs.com/etf](http://www.ubs.com/etf)

## How long should I hold it and can I take money out early?

### Recommended holding period: 4 year(s).

The recommended holding period for this product is 4 year(s). This is the period we recommend you to hold based on the risk and the expected return of the product. Please note that the expected return is not guaranteed. The greater the actual holding period deviates from the recommended holding period of the product, the more your actual returns may deviate from the product assumptions. Depending on your needs and restrictions, a different holding period may be suitable for you. Therefore, we recommend that you discuss this point with your client advisor.

Investors other than authorized participants may not subscribe for shares directly with UBS (Irl) ETF plc, but may purchase and sell shares, through an intermediary, on one of the stock exchanges listed for the share class on the website [www.ubs.com/etf](http://www.ubs.com/etf). In exceptional circumstances, direct redemptions with UBS (Irl) ETF plc, are however possible on each dealing day (as set out in the relevant supplement to the prospectus). Authorized participants may subscribe and redeem shares with the UBS (Irl) ETF plc under the conditions detailed in the relevant authorized participant agreement.

## How can I complain?

If you have a complaint about the product, the manufacturer of the product or the person who recommended or sold the product to you, please speak to your client advisor or contact us at [www.ubs.com/manco-fmie](http://www.ubs.com/manco-fmie)

## Other relevant information

Information on past performance and previous performance scenario calculations can be found at [www.ubs.com/etf](http://www.ubs.com/etf)

## Purpose

This document provides you with key information about this investment Fund. It is not marketing material. The information is required by law to help you understand the nature, risks, costs, potential gains and losses of this Fund and to help you compare it with other funds.

## Product

**Product:** Vanguard ESG Emerging Markets All Cap Equity Index Fund (the "Fund") - Institutional Plus GBP Accumulating IE0005GPVQC0

**Vanguard Group (Ireland) Limited ("VGIL")**

Call +44 207 489 4305 for more information - <https://global.vanguard.com> - This Key Information Document is dated 10/12/2024.

The Central Bank of Ireland (the "Central Bank") is responsible for supervising VGIL in relation to this Key Information Document.

The Fund is authorised in Ireland and has been registered for sale in other EEA Member States.

VGIL is authorised in EEA Member States and regulated by the Central Bank.

**You are about to purchase a Fund that is not simple and may be difficult to understand.**

## What is this product?

**Type:** The Fund is a sub-fund of Vanguard Investment Series plc ("VIS"), a UCITS authorised by the Central Bank of Ireland.

**Term:** The Fund has no fixed maturity date, however it may be terminated in certain circumstances as described in the prospectus of VIS (the "Prospectus") including if the net asset value of the Fund falls below US\$100 million or its equivalent in another currency.

**Objectives:** The Fund employs a passive management – or indexing – investment approach, through physical acquisition of securities, and seeks to track the performance of the FTSE Emerging All Cap Choice Index (the "Index").

The Index is a market-capitalisation-weighted index composed of large-, mid-, and small-cap stocks of companies located in emerging market countries. Market-capitalisation is the value of a company's outstanding shares in the market and shows the size of a company. The Index is constructed from the FTSE Emerging All Cap Index (the "Parent Index") which is then screened for certain environmental, social, and corporate governance criteria by the sponsor of the Index, which is independent of Vanguard.

The Fund promotes environmental and social characteristics by excluding companies from its portfolio based on the impact of their conduct or products on society and / or the environment. This is met by tracking the Index.

The Fund follows a binding and significant ESG integration approach in accordance with the Position-recommendation AMF 2020-03 (available at <https://www.amf-france.org/en/regulation/policy/doc-2020-03>).

The Fund's investments will, at the time of purchase, comply with the ESG requirements of the Index, except as otherwise described below regarding the use of derivatives or in the Prospectus. The Fund may hold securities which do not comply with the ESG requirements of the Index until such time as the relevant securities cease to form part of the Index and it is possible and practicable (in the investment manager's view) to liquidate the position.

The Fund attempts to:

1. Track the performance of Index by investing in all, or substantially all, of the constituent securities of the Index in the same proportion as the Index. Where not practicable to fully replicate, the Fund will use a sampling process.
2. Remain fully invested except in extraordinary market, political or similar conditions where the Fund may temporarily depart from this investment policy to avoid losses.

The Fund invests in securities which are denominated in currencies other than the base currency. Movements in currency exchange rates can affect the return of investments.

The Fund may engage in short term secured lending of its investments to certain eligible third parties. This is used as a means of generating

additional income and to off-set the costs of the Fund. In this regard, the Fund may receive collateral which may not meet the ESG criteria.

The Fund attempts to remain fully invested except in extraordinary market, political or similar conditions where the Fund may temporarily depart from this investment policy to avoid losses.

While the Fund is expected to track the Index as closely as possible, it typically will not match the performance of the targeted Index exactly, due to various factors such as expenses to be paid by the Fund and regulatory constraints. Details of these factors and the anticipated tracking error of the Fund are set out in the Prospectus.

The Fund may use derivatives in order to reduce risk or cost and/or generate extra income or growth. A derivative is a financial contract whose value is based on the value of a financial asset (such as a share, bond, or currency) or a market index. Derivatives on an index (e.g. swaps, futures) may contain some underlying constituents which may not meet the ESG criteria.

Subject to certain exceptions set out in the Prospectus, Shares in the Fund can be bought or sold or exchanged on a daily basis (save on certain bank / public holidays and subject to certain restrictions described in Appendix 1 of the Prospectus or in a separate Supplement) by submitting an application in writing. A list of the days on which shares in the Fund cannot be bought or sold is available on

<https://fund-docs.vanguard.com/holiday-calendar-vanguard-investment-series-plc-irish-funds.pdf>

Income from the Fund will be reinvested and reflected in the price of shares in the Fund.

VIS is an umbrella fund with segregated liability between sub-funds. This means that the holdings of the Fund are maintained separately under Irish law from holdings of other sub-funds of VIS and your investment in the Fund will not be affected by any claims against any other sub-fund of VIS.

**Intended retail investor:** The Fund is available to a wide range of investors seeking access to a portfolio managed in accordance with a specific investment objective and policy.

The VIS depositary is Brown Brothers Harriman Trustee Services (Ireland) Limited.

You can obtain copies of the Prospectus and the latest annual and semi-annual report and accounts for Vanguard Investment Series plc ("VIS"), along with the latest published prices of shares and other practical information on the Fund from Vanguard Investment Series plc c/o Brown Brothers Harriman Fund Administration Services (Ireland) Limited, 30 Herbert Street, Dublin 2, D02 W329, Ireland or from our website at <https://global.vanguard.com> These documents are available in English only. The documents are available in English and are free of charge.

## What are the risks and what could I get in return?

### Risk Indicator



← Lower risk Higher risk →



The risk indicator assumes you keep the Fund for 5 years. The actual risk can vary significantly if you cash in at an early stage and you may get back less.

The summary risk indicator is a guide to the level of risk of this Fund compared to other Funds. It shows how likely it is that the Fund will lose money because of movements in the markets or because we are not able to pay you.

We have classified this Fund as 4 out of 7, which is a medium risk class. This rates the potential losses from future performance at a medium level, and poor market conditions could impact the Fund's capacity to pay you.

**Be aware of currency risk. You may receive payments in a different currency to the base currency of the Fund, so the final return you will get depends on the exchange rate between the two currencies. This risk is not considered in the indicator shown above.**

Beside the market risks included in the risk indicator, other risks may affect the Fund, including counterparty, ESG, index tracking sampling and rebalancing risks.

For further information on risks please see the "Risk Factors" section of the Prospectus on our website at <https://global.vanguard.com>

This Fund does not include any protection from future market performance so you could lose some or all of your investment.

The value of equities and equity-related securities can be affected by daily stock market movements. Other influential factors include political events, economic news, company earnings and significant corporate events.

## Performance Scenarios

What you will get from this Fund depends on future market performance. Market developments in the future are uncertain and cannot be accurately predicted.

The unfavourable, moderate, and favourable scenarios shown are illustrations using the worst, average, and best performance of the product and a suitable benchmark over the last 10 years. Markets could develop very differently in the future.

Recommended holding period:		5 years	
Example Investment:		GBP 10,000	
Scenarios		If you exit after 1 year	If you exit after 5 years
<b>Minimum</b>	There is no minimum guaranteed return if you exit before 5 years. You could lose some or all of your investment.		
<b>Stress</b>	What you might get back after costs	GBP 3,390	GBP 3,320
	Average return each year	-66.10%	-19.79%
<b>Unfavourable</b>	What you might get back after costs	GBP 8,240	GBP 9,460
	Average return each year	-17.60%	-1.10%
<b>Moderate</b>	What you might get back after costs	GBP 10,450	GBP 12,340
	Average return each year	4.50%	4.29%
<b>Favourable</b>	What you might get back after costs	GBP 14,300	GBP 20,270
	Average return each year	43.00%	15.18%

The figures shown include all the costs of the Fund itself, but may not include all the costs that you pay to your advisor or distributor. The figures do not take into account your personal tax situation, which may also affect how much you get back.

The stress scenario shows what you might get back in extreme market circumstances.

This Fund cannot be easily cashed in.

Unfavourable scenario: This type of scenario occurred for an investment using the benchmark as stated in the prospectus between 2021 and 2024.

Moderate scenario: This type of scenario occurred for an investment using the benchmark as stated in the prospectus between 2017 and 2022.

Favourable scenario: This type of scenario occurred for an investment using the benchmark as stated in the prospectus between 2016 and 2021.

## What happens if VGIL is unable to pay out?

The assets of the Fund are held in safekeeping by its depositary. In the event of the insolvency of VGIL, the Fund's assets in the safekeeping of the depositary will not be affected. However, in the event of the depositary's insolvency, or someone acting on its behalf, the Fund may suffer a financial loss. This risk is mitigated to a certain extent by the fact the depositary is required by law and regulation to segregate its own assets from the assets of the Fund. The depositary will also be liable to the Fund and the investors for any loss arising from, among other things, its negligence, fraud or intentional failure to properly fulfil its obligations (subject to certain limitations).

There is no compensation or guarantee scheme protecting you from a default of the Fund's depositary.

## What are the costs?

The person advising on or selling you the Fund may charge you other costs. If so, this person will provide you with information about these costs and how they affect your investment.

### Costs over Time

The tables show the amounts that are taken from your investment to cover different types of costs. These amounts depend on how much you invest, how long you invest in the Fund and how well the Fund does. The amounts shown here are illustrations based on an example investment amount and different possible investment periods.

We have assumed:

- In the first year you would get back the amount that you invested (0% annual return). For the other holding periods we have assumed the Fund performs as shown in the moderate scenario

- GBP 10,000 per year is invested.

	If you exit after 1 year	If you exit after 5 years
Total costs	GBP 28	GBP 168
Annual cost impact (*)	0.3%	0.3% each year

(\*) This illustrates how costs reduce your return each year over the holding period. For example it shows that if you exit at the recommended holding period your average return per year is projected to be 4.6 % before costs and 4.3 % after costs.

We may share part of the costs with the person selling you the Fund to cover the services they provide to you. They will inform you of the amount.

### Composition of Costs

One-off costs upon entry or exit		If you exit after 1 year
Entry costs	The Fund does not charge an entry fee.	GBP 0
Exit costs	The Fund does not charge an exit fee, but the person selling you the Fund may do so.	GBP 0
Ongoing costs taken each year		
Management fees and other administrative or operating costs	0.18% of the value of your investment p.a. This is an estimate based on actual costs over the last year and takes account of any known future changes.	GBP 18
Transaction costs	0.10% of the value of your investment per year. This is an estimate of the costs incurred when we buy and sell the underlying investments for the Fund. The actual amount will vary depending on how much we buy and sell.	GBP 10
Incidental costs taken under specific conditions		
Performance fees	There is no performance fee for this Fund.	GBP 0

### How long should I hold it and can I take money out early?

#### Recommended holding period: 5 years

The Fund is appropriate for long-term investment. You should have an investment horizon of at least 5 years.

No redemption fees are imposed in respect of redemptions, however, the Fund may use swing pricing in order to mitigate the effects of dilution on a particular Dealing Day.

### How can I complain?

A Shareholder who is not satisfied with their experience as an investor in the Fund is entitled to bring a complaint to the Fund in accordance with the applicable complaints handling policy. Should you wish to lodge a complaint about a Vanguard product or our service, please contact: Brown Brothers Harriman Fund Administration Services (Ireland) Limited, 30 Herbert Street, Dublin 2, D02 W329. Ireland. Telephone: 00353 1241 7144 Fax: 00353 12417146 or [vanguard.ta@BBH.com](mailto:vanguard.ta@BBH.com) with details of your grievance. Please also be aware that there may be collective redress mechanisms or separate ombudsman arrangements available in your country. <https://global.vanguard.com/>

### Other relevant information

You can find information related to the past performance of the Fund for up to 10 years of data at:

- [https://docs.data2report.lu/documents/KID\\_PP/KID\\_annex\\_PP\\_Vanguard\\_IE0005GPVQC0\\_en.pdf](https://docs.data2report.lu/documents/KID_PP/KID_annex_PP_Vanguard_IE0005GPVQC0_en.pdf).

- [https://docs.data2report.lu/documents/KID\\_PS/KID\\_annex\\_PS\\_Vanguard\\_IE0005GPVQC0\\_en.pdf](https://docs.data2report.lu/documents/KID_PS/KID_annex_PS_Vanguard_IE0005GPVQC0_en.pdf).

Details of VGIL's Remuneration Policy are available at <https://www.ie.vanguard/content/dam/intl/europe/documents/ch/en/ucits-v-remuneration-policy.pdf>, including: (a) a description of how remuneration and benefits are calculated; and (b) the identities of persons responsible for awarding remuneration and benefits. A paper copy of these details may be obtained, free of charge, on request from VGIL at 70 Sir John Rogerson's Quay, Dublin 2, Ireland. Liability: VGIL may be held liable solely on the basis of any statement contained in this document that is misleading, inaccurate or inconsistent with the relevant parts of the Prospectus. Tax: VIS is subject to the tax laws of Ireland. Depending on your country of residence, this may have an impact on your personal tax position. You are recommended to consult your professional tax adviser.