

KEY INVESTOR INFORMATION

This document provides you with key investor information about this Fund. It is not marketing material. The information is required by law to help you understand the nature and the risks of investing in this Fund. You are advised to read it so you can make an informed decision about whether to invest.

Aegon Ethical Corporate Bond Fund

a sub-fund of Aegon Asset Management UK ICVC

Sterling Class B - Accumulation shares (ISIN: GB00B018K352)

This fund is managed by Aegon Asset Management UK plc (the authorised corporate director ("ACD")).

Objectives and investment policy

Objective: to provide a combination of income and capital growth over any 7 year period.

Policy: The Fund operates an ethical screen which means that the Fund will limit or avoid investment in companies that are involved in or exposed to activities that may be considered as having adverse effect either on society or the environment and are commonly considered as unethical. The Fund's criteria defines the initial investment universe ('Criteria'). For further details on the Criteria please see the Fund's Prospectus.

The Fund will invest at least 80% in a portfolio of investment grade corporate bonds issued anywhere in the world.

Investment grade corporate bonds are bonds issued by companies whose credit rating is deemed to be investment grade, defined as Baa3 or higher by Moody's Investor Services (Moody's) BBB- or higher by Standard & Poor's (S&P) or BBB- or higher by Fitch, or their respective successors or equivalents.

The Fund may also invest up to 10% in high yield corporate bonds issued anywhere in the world.

High yield corporate bonds are considered by the investment manager to be bonds issued by companies whose credit rating is defined as Ba1 or below by Moody's or BB+ or below by Standard and Poor's or BB+ or below by Fitch or their respective successors or equivalents. High yield bonds also include non-rated instruments.

Non-Sterling exposure will typically be hedged back to Sterling to reduce currency risk but the Fund is permitted to take active non-Sterling exposure.

Further details of the ACD's broader approach to Responsible Investing and process can be found in the Document Section of the website at www.aegonam.com under the section Responsible Investing.

The Fund is actively managed and the ACD adjusts the Fund's credit exposure and duration (interest rate risk) based on an analysis of the prevailing economic and market conditions.

Subject to its custom-defined Criteria, the Fund will also seek to achieve diversification across individual issuers and sectors when constructing the portfolio.

To the extent that the Fund is not fully invested as set out above, the Fund may also invest in other transferable securities, collective investment schemes (up to 10% of Net Asset Value and which may include schemes managed by the ACD or its affiliates), money market instruments, deposits and cash and near cash. It is intended that investment in any other collective investment schemes will be predominately in approved money market instruments.

Derivatives may be used for investment purposes, for example exposure to assets may be gained through the use of derivatives. Derivatives may also be used for efficient portfolio management (including hedging to reduce currency risk).

Other information

You can buy, sell or exchange the Fund's shares on any business day (see 'Dealing Day' in the Prospectus Definitions for more information).

Income the Fund receives will be reinvested and automatically reflected in the value of your shares.

The Fund is not managed in reference to any index or benchmark

It is expected that the Fund will be held as part of a diversified portfolio which may include other assets such as bonds, equities, property and cash.

Risk and reward profile



The risk/reward profile shows the risk of investing in the Fund, based on the rate at which its value has changed in the past. This Fund has the above risk/reward rating because bond prices can be affected by political or economic events, changes in exchange rates, and changes in interest rates. Funds in category 4 have in the past shown moderate volatility. With a fund of category 4, you have a moderate risk of losing money but your chance for gains is also moderate.

The Fund's category is not guaranteed and may change over time. It is calculated using historical data, which may not be a reliable indication for the future. Category 1 does not mean 'risk free'.

The following risks which are not, or are not fully, reflected in the risk/reward profile are also relevant to the Fund:

Credit: An issuer of bonds may be unable to make payments due to the Fund (known as a default). The value of bonds may fall as default becomes more likely. Both default and expected default may cause the Fund's value to fall. High yield bonds generally offer higher returns because of their higher default risk and investment grade bonds generally offer lower returns because of their lower default risk.

Liquidity: The Fund's value may fall if bonds become more difficult to trade or value due to market conditions or a lack of supply and demand. This risk increases where the Fund invests in high yield bonds.

ESG Risk: Applying ESG factors to the investment analysis may impact the investment decision for securities of certain issuers and therefore the Fund may forgo some market opportunities available to funds that do not use ESG factors. Securities of issuers with ESG practices may shift into and out of favor depending on market and economic conditions, and the Fund's performance may at times be better or worse than the performance of funds that do not use ESG factors. Full details of risks are disclosed in the section 'Risk Factors' in the Prospectus.

Interest Rate Risk: Bond values are affected by changes in interest rates. When interest rates rise, the value of the Fund is likely to fall.

Full details of risks are disclosed in the section 'Risk Factors' in the Prospectus.

Charges

The charges you pay are used to pay the costs of running the Fund, including the costs of marketing and distributing it. These charges reduce the potential growth of your investment.

One-off charges taken before or after you invest

Entry charge	None
Exit charge	None

This is the maximum that might be taken out of your money before it is invested / before the proceeds of your investment are paid out.

Charges taken from the Fund over a year

Ongoing charges	0.47%
-----------------	-------

Charges taken from the Fund under certain specific conditions

Performance fee	None
-----------------	------

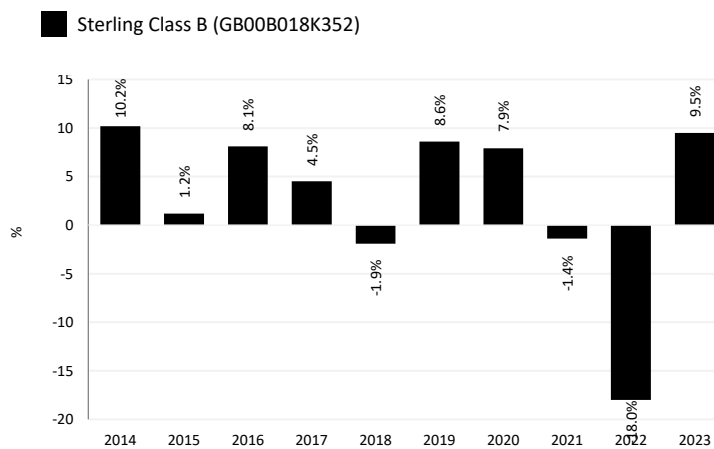
The entry and exit charges shown are the maximum figures, and in some cases you may pay less. You can find out specific charges which apply to your investment by contacting your financial adviser, distributor, or by contacting us using the details given in the Practical Information section.

The ongoing charge is based on expenses for the year to 31 December 2023. This figure may vary from year to year. It excludes any portfolio transaction costs (except in the case of an entry/exit charge paid by the Fund when buying and selling shares in another fund).

Switches or Conversion: 1st 4 in any calendar year are free, and subject to a charge of 1.5% on each transaction thereafter.

More detailed information on charges can be found in the 'Fees and Expenses' section of the Prospectus.

Past performance



Past performance is not a guide to future performance.

Fund launch date: 28 April 2000

Share class launch date: 03 June 2004

Performance is calculated in GBP.

The past performance calculation does not take into account the entry and exit charges but does take into account the ongoing charge, as shown in the 'Charges' section.

Note: On 7th September 2020 the name of the Fund changed from Kames Ethical Corporate Bond Fund to Aegon Ethical Corporate Bond Fund.

Source: Lipper

Practical information

Aegon Asset Management UK ICVC is a UK UCITS scheme structured as an umbrella company with various sub-funds, with segregated liability between sub-funds. This document describes one sub-fund of the UK UCITS; the Prospectus and the Report and Accounts are prepared for the entire UK UCITS.

You can exchange your holdings into another share class of the Fund, or another sub-fund of the UK UCITS, at any time. More detailed information on exchanging can be found in the 'Buying, Redeeming, Switching and Conversion of Shares' section of the Prospectus.

The assets and liabilities of the Fund are segregated by law. Accordingly, the assets of this Fund belong exclusively to it and may not be used to meet the liabilities of, or claims against, any other fund within the Aegon Asset Management UK ICVC. Any liability incurred on behalf of, or attributable to, the Fund shall be discharged solely out of the assets of the Fund.

The depositary is Citibank UK Ltd.

The prices of shares will be published daily on our website (www.aegonam.com).

Further information about the Fund and copies of the Prospectus and the latest Annual and Semi-Annual Report and Accounts can be obtained, free of charge, on our website (www.aegonam.com). These documents are available in English.

You should be aware that tax legislation in the UK (where the Fund is authorised) may have an impact on your personal tax position.

Aegon Asset Management UK plc may be held liable solely on the basis of any statement contained in this document that is misleading, inaccurate or inconsistent with the relevant parts of the Prospectus.

Details of the up to date remuneration policy of Aegon Asset Management UK plc ("the Company"), including but not limited to a description of how remuneration and benefits are calculated and the identity of persons responsible for awarding the remuneration and benefits, are available at www.aegonam.com. A paper copy will be available free of charge upon request at the registered office of the Company.

Key Investor Information

This document provides you with key investor information about this Fund. It is not marketing material. The information is required by law to help you understand the nature and the risks of investing in this Fund. You are advised to read it so you can make an informed decision about whether to invest.



BNY MELLON
INVESTMENT MANAGEMENT

BNY Mellon Sustainable Real Return Fund

INSTITUTIONAL SHARES W (ACCUMULATION) (ISIN: GB00BD6DRD55)

a sub-fund of BNY Mellon Investment Funds. This Fund is managed by BNY Mellon Fund Managers Limited

Objectives and Investment Policy

OBJECTIVE

The Fund seeks to deliver positive returns on a rolling 3 year basis after fees.

The Fund aims to deliver positive returns before fees within a range cash (SONIA (30-day compounded)) on a rolling 3 year basis and cash (SONIA (30-day compounded)) + 4% per annum on a rolling 5 year basis (meaning a period of three years or five years respectively, no matter which day you start on). However, positive returns are not guaranteed and a capital loss may occur.

POLICY

The Fund will:

- invest predominantly, meaning at least 75%, in a portfolio of UK and international securities;
- invest in companies that meet the Investment Manager's sustainability criteria, where environmental, social and governance ("ESG") considerations are an integral part of the criteria. The Investment Manager's sustainability criteria exclude companies that participate in certain activities and involve other general and company level ESG-related analysis of a company's activities;
- follow a broad 'multi-asset' portfolio approach (e.g. company shares (i.e. equities) and similar investments, bonds and similar debt investments and cash);
- gain exposure to property or commodities through exchange listed securities and/or collective investment schemes;
- invest in bonds, issued by governments and companies, with high and low credit ratings (i.e. investment grade and/or sub-investment grade bonds as rated by Standard and Poor's or similar agencies);
- invest in derivatives (financial instruments whose value is derived from other assets) to help achieve the Fund's investment objective. The Fund will also use derivatives with the aim of risk or cost reduction or to generate additional capital or income; and
- limit investment in other collective investment schemes to 10% (including but not limited to another Sub-Fund or Sub-Funds of the Company).

The Fund may:

- invest in emerging markets;

- invest more than 35% of its assets in government and public securities issued or guaranteed by a single state, local authority or public international body;
- allocate up to 8.5% of its assets to alternative risk premia strategies. Such strategies seek to gain exposure to risk premia (the return or reward an investor earns to bear risk) through instruments such as structured notes, derivative instruments and collective investment schemes;
- invest in Contingent Convertible Securities (CoCo's); and
- invest significantly in cash and cash-like investments.

Benchmark: The Fund will measure its performance before fees against SONIA (30-day compounded) on a rolling annualised 3 year basis (the "3 year Benchmark") and SONIA (30-day compounded) +4% per annum on a rolling annualised 5 year basis (the "5 year Benchmark").

SONIA is a nearly risk-free rate meaning no bank credit risk is included, the rate can rise or fall as a result of central bank policy decisions or changing economic conditions. The Fund will use the 3 year Benchmark as a lower threshold for the Fund's performance to match or exceed over a rolling 3 year period, as it is representative of cash; and the 5 year Benchmark as an upper threshold for its performance to match or exceed over a rolling annualised 5 year basis, as it is consistent with the level of risk that the Fund takes. The Fund is actively managed, which means the Investment Manager has discretion over the selection of investments, subject to the investment objective and policies as disclosed in the Prospectus.

OTHER INFORMATION

Treatment of income: net income generated will be retained within the Fund and reflected in the value of your shares.

Dealing: you can buy and sell your shares in the Fund between 9:00 and 17:00 (UK time) on each business day in England and Wales. Instructions received before 12:00 will receive the price quoted on that day. The minimum initial investment for this share class is GBP 500,000.

Risk and Reward Profile



We have calculated the risk and reward indicator, as shown above. It is based on the rate at which the value of the Fund has moved up and down in the past (i.e. volatility). It is not a guide to the future risk and reward rating of the Fund. The rating shown is not a target or guarantee and may shift over time. Even the lowest rating of 1 does not mean a risk-free investment.

This Fund is rated 4 because its historical value has shown moderate volatility. With a Fund rating of 4, you have a moderate risk of losing money but your chance for gains is also moderate.

THE FOLLOWING RISKS MAY NOT BE FULLY CAPTURED BY THE RISK AND REWARD INDICATOR:

Shanghai-Hong Kong Stock Connect and/or the Shenzhen-Hong Kong Stock Connect ("Stock Connect") risk: The Fund may invest in China A shares through Stock Connect programmes. These may be subject to regulatory changes and quota limitations. An operational constraint such as a suspension in trading could negatively affect the Fund's ability to achieve its investment objective.

Performance Aim Risk: The performance aim is not a guarantee, may not be achieved and a capital loss may occur. Funds which have a higher performance aim generally take more risk to achieve this and so have a greater potential for returns to vary significantly.

Currency Risk: This Fund invests in international markets which means it is exposed to changes in currency rates which could affect the value of the Fund.

Derivatives Risk: Derivatives are highly sensitive to changes in the value of the asset from which their value is derived. A small movement in the value of the underlying asset can cause a large movement in the value of the derivative. This can increase the sizes of losses and gains, causing the value of your investment to fluctuate. When using derivatives, the Fund can lose significantly more than the amount it has invested in derivatives.

Changes in Interest Rates & Inflation Risk: Investments in bonds/money market securities are affected by interest rates and inflation trends which may negatively affect the value of the Fund.

Credit Ratings and Unrated Securities Risk: Bonds with a low credit rating or unrated bonds have a greater risk of default. These investments may negatively affect the value of the Fund.

Credit Risk: The issuer of a security held by the Fund may not pay income or repay capital to the Fund when due.

Emerging Markets Risk: Emerging Markets have additional risks due to less-developed market practices.

Charges to Capital: The Fund takes its charges from the capital of the Fund. Investors should be aware that this has the effect of lowering the capital value of your investment and limiting the potential for future capital growth. On redemption, you may not receive back the full amount you initially invested.

China Interbank Bond Market and Bond Connect risk: The Fund may invest in China interbank bond market through connection between the related Mainland and Hong Kong financial infrastructure institutions. These may be subject to regulatory changes, settlement risk and quota limitations. An operational constraint such as a

suspension in trading could negatively affect the Fund's ability to achieve its investment objective.

Sustainable Funds Risk: The Fund follows a sustainable investment approach, which may cause it to perform differently than funds that have a similar objective but which do not integrate sustainable investment criteria when selecting securities. The Fund will not engage in stock lending activities and, therefore, may forego any additional returns that may be produced through such activities.

CoCo's Risk: Contingent Convertible Securities (CoCo's) convert from debt to equity when the issuer's capital drops below a pre-defined level. This may result in the security converting into equities at a discounted share price, the value of the security being written down,

temporarily or permanently, and/or coupon payments ceasing or being deferred.

Counterparty Risk: The insolvency of any institutions providing services such as custody of assets or acting as a counterparty to derivatives or other contractual arrangements, may expose the Fund to financial loss.

Investment in Infrastructure Companies Risk: The value of investments in Infrastructure Companies may be negatively impacted by changes in the regulatory, economic or political environment in which they operate.

A complete description of risk factors is set out in the Prospectus in the section entitled "Risk Factors".

Charges

The charges cover the costs of running the Fund, including the costs of marketing and selling. These charges reduce the potential growth of your investment.

ONE-OFF CHARGES TAKEN BEFORE OR AFTER YOU INVEST

Entry charge	0.00%
Exit charge	None

This is the maximum that might be taken out of your money before it is invested and before the proceeds of your investment are paid out.

CHARGES TAKEN FROM THE FUND OVER A YEAR

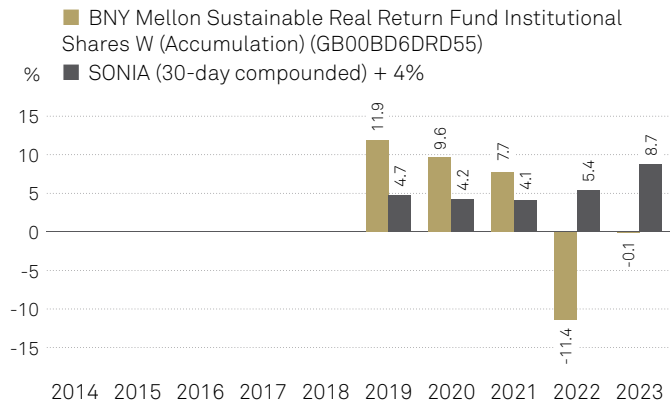
Ongoing charges	0.86%
-----------------	-------

CHARGES TAKEN FROM THE FUND UNDER CERTAIN SPECIFIC CONDITIONS

Performance fee	None
-----------------	------

The ongoing charge is based on expenses calculated on 30 June 2024. This may vary from year to year. It excludes performance fees and portfolio transaction costs, except in the case of an entry/exit charge paid when buying or selling units in another investment fund. More information about charges is available in the "Fees and Expenses" section of the Prospectus.

Past Performance



The chart includes all charges except entry charges.

Fund launch date - 24 April 2018.

Share class launch date - 24 April 2018.

Performance of this share class is shown in GBP.

Performance of the Benchmark is shown in GBP.

Past performance is not a guide to future performance.

The chart shows the Fund's performance for each full calendar year against the Benchmark.

Effective 1st October 2021, the benchmark changed from the London Interbank Offered Rate (LIBOR) to the Sterling Overnight Index Average (SONIA). All benchmark past performance prior to this date was calculated against LIBOR.

Practical Information

Legal Status: The Fund is a sub-fund (part) of BNY Mellon Investment Funds ("BNY MIF"), an umbrella structure comprising different sub-funds. The assets of the Fund belong exclusively to that sub-fund and may not be used to discharge the liabilities of or claims against any other person or body, including BNY MIF or any other sub-fund within the umbrella.

Documents: Copies of the Prospectus, annual and semi-annual reports which are prepared for the umbrella may be obtained free of charge from www.bnymellonim.com or from BNY Mellon Investment Management EMEA Limited, BNY Mellon Centre, 160 Queen Victoria Street, London EC4V 4LA. These documents are available in English.

Share price: The latest share price and other information, including how to buy or sell shares, are available from the website and address given above. Other share classes are offered by the Fund as set out in the Prospectus.

Switching: Investors may switch shares in the Fund for shares in other sub-funds of BNY MIF provided they satisfy the criteria applicable to

investment in other sub-funds. Further information on switching is contained in the "Switching" section of the Prospectus.

Liability statement: BNY Mellon Fund Managers Limited may be held liable solely on the basis of any statement contained in this document that is misleading, inaccurate or inconsistent with the relevant parts of the Prospectus for the Fund.

Depositary: NatWest Trustee and Depositary Services Limited.

Tax: The tax legislation of the Fund's domicile may have an impact on your personal tax position. For further details, please speak to an adviser.

Remuneration Policy: Details of the up-to-date remuneration policy of BNY Mellon Fund Managers Limited including, but not limited to, a description of how remuneration and benefits are calculated and the identity of persons responsible for awarding the remuneration and benefits are available on www.bnymellonim.com. A paper copy will be made available free of charge upon request.

Index Providers: Further information about the index providers is set out under 'Benchmark Provider Disclaimers' in the Prospectus.

This document provides you with key investor information about this fund. It is not marketing material. The information is required by law to help you understand the nature and the risks of investing in this fund. You are advised to read it so you can make an informed decision about whether to invest.

CT RESPONSIBLE UK EQUITY FUND

Class B Accumulation Shares (GBP) GB00B87YK665, a Fund of Columbia Threadneedle (UK) ICVC V (the "Company"), regulated by the FCA.

This Fund is managed by Columbia Threadneedle Fund Management Limited.

Objectives and Investment Policy

- The objective is to achieve capital growth with some income, over the long term (at least 5 years). The Fund invests only in assets which meet the Fund's predefined responsible investment criteria. The Fund invests at least 80% in shares of UK companies. These are companies in any economic sector and of any market capitalisation that may be listed, quoted or traded in the UK or elsewhere but which are incorporated, domiciled or conduct a significant portion of their business in the UK.
- As part of its investment process, the Investment Manager integrates environmental, social and governance ("ESG") factors into its routine analysis. Through this process, the Investment Manager: (1) avoids investments that are contrary to the goals of making positive contributions to society and/or the environment, taking into account both product based exclusions and conduct based exclusions; (2) invests predominantly in companies that meet high standards in how they operate, based on an assessment of their policies and performance with respect to overall sustainability management; and (3) improves companies by selecting those that, in the Investment Manager's opinion, will benefit from active investor engagement, leading to reduced risk, improved performance, best practices and, overall, long-term investor value. To the extent that the Fund is not fully invested in shares of UK companies, the Fund may also invest in other transferable securities (including, from time to time at the Investment Manager's discretion, shares of non-UK companies), collective investment schemes (which may include schemes managed by Columbia Threadneedle Investments), money market instruments, deposits, warrants, cash and near cash. The Fund may use derivatives for the purposes of efficient portfolio management only. The Fund is actively managed. The Manager believes that an appropriate comparator benchmark for reviewing fund performance is the FTSE All-Share TR index, given the investment policy of the Fund and the approach taken by the manager. The Fund is not constrained by this benchmark and has significant freedom to invest in a portfolio that is materially different to the benchmark's own composition.
- There is no minimum holding period for this Fund. However, it may not be appropriate for investors who plan to withdraw their money in under 5 years.
- Income from investments in the Fund will be added to the value of your shares.
- You may buy or sell shares daily on demand (but not weekends or UK bank holidays or other days when the Fund is not open for dealing). Orders to buy or sell must be received by 12 noon (UK time) to receive the price calculated at that day's valuation point. We are not required to hold monies arising from the purchase and sales of shares in our funds in a client money bank account and hold these monies in our own bank account, utilising the FCA's permitted one-day window while carrying out a delivery versus payment transaction for the purpose of settling transactions in relation to units in the Fund. In the exceptional event that a transaction is not processed within this one-day window, any cash will be held in a client bank account. No interest will be paid to investors on cash held on a client bank account.

Risk and Reward Profile

The Risk and Reward Indicator table demonstrates where the Fund ranks in terms of its potential risk and reward. The higher the rank the greater the potential reward but the greater the risk of losing money. It is based on past data, may change over time and may not be a reliable indication of the future risk profile of the Fund. The shaded area in the table below shows the Fund's ranking on the Risk and Reward Indicator.



- The Fund is rated 6 because historically it has shown a high level of volatility (how much the value of the Fund goes up and down).
- The lowest category does not mean a risk-free investment.
- The indicator does not adequately reflect the following risks of investing in particular assets, which may impact on future investment return:
 - Derivative Risk: derivative values rise and fall at a greater rate than equities and debt instruments. Losses can be greater than the initial investment.
 - Liquidity Risk: the ability to buy and sell assets at a favourable price may be affected by a low level of counterparties willing to enter into a transaction with the Fund.
 - Smaller Companies Risk: smaller companies carry a higher degree of risk and their value can be more sensitive to market movement.
 - Ethical Screening Risk: the screening out of sectors or companies on ethical grounds may mean the Fund is more sensitive to price swings than an equivalent unscreened fund.
- The risks currently identified as applying to the Fund are set out in the "Risk Factors" section of the Prospectus.

Charges

The charges you pay are used to pay the costs of running the Fund, including the costs of marketing and distributing it. These charges reduce the potential growth of your investment.

One-off charges taken before or after you invest

Entry Charge:	0.00%
Exit Charge:	0.00%

These are the maximum charges that we might take out of your money before it is invested. In some cases, you might pay less and you should speak to your financial adviser about this.

Charges taken from the fund over a year

Ongoing Charges:	0.55%
------------------	-------

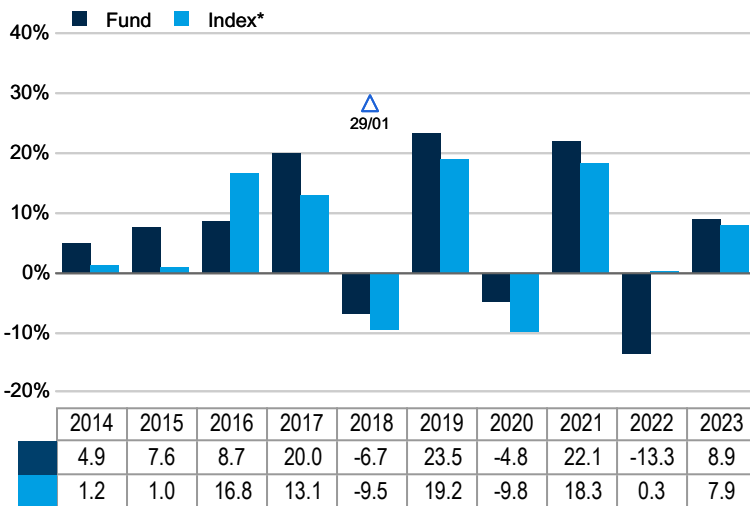
Charges taken from the fund under specific conditions

Performance Fee:	NONE
------------------	------

The ongoing charges figure is based on expenses for the year ending 30/11/23. This figure may vary from year to year. It excludes the costs of buying or selling assets for the Fund (unless these assets are shares of another fund).

For more information about charges please see the Fund's prospectus.

Past Performance



Past performance is not a guide to future performance.

Fund launch date: 01/06/1984

Share/unit class launch date: 30/10/2012

Performance is calculated in GBP.

All charges and fees, except any entry, exit and switching charge, have been included within the performance.

This chart shows how much the Fund increased or decreased in value as a percentage each year.

△ Before this date the Fund had different characteristics.

Please refer to www.columbiathreadneedle.com for further details.

*FTSE All-Share (Although the Fund makes reference to the index as part of the investment process, it is not intended that the performance of the Fund should track the index.)

Practical Information

- This document is issued by Columbia Threadneedle Fund Management Limited, a wholly owned subsidiary of Columbia Threadneedle Investments UK International Limited.
- Further information regarding the Fund including copies of the prospectus, annual and half yearly report and accounts can be obtained free of charge from Retail Sales Support, Columbia Threadneedle Investments, 6th Floor, Quartermile4, 7a Nightingale Way, Edinburgh EH3 9EG, telephone: Sales Support on 020 7464 5855 or electronically at www.columbiathreadneedle.co.uk.
- The Fund is part of Columbia Threadneedle (UK) ICVC V. You may switch investment between other funds or share classes of Columbia Threadneedle (UK) ICVC V. An entry charge may apply. Details on switching are provided in the Fund's prospectus.
- The assets and liabilities are segregated by law between the different funds of Columbia Threadneedle (UK) ICVC V. This means that the Fund's assets are held separately from other funds. Your investment in the Fund will not be affected by any claims made against any other fund in Columbia Threadneedle (UK) ICVC V.
- Details of the up to date remuneration policy including but not limited to a description of how remuneration and benefits are calculated will be available on www.columbiathreadneedle.co.uk when and in so far as available.
- Other practical information, including the latest published price for the Fund is available on our website www.columbiathreadneedle.co.uk.
- The Depository for the Fund is State Street Trustees Limited.
- The tax legislation of the United Kingdom may have an impact on your personal tax position depending on your country of residence.
- Columbia Threadneedle Fund Management Limited may be held liable solely on the basis of any statement contained in this document that is misleading, inaccurate or inconsistent with the relevant parts of the prospectus for the Fund.

This document provides you with key investor information about this fund. It is not marketing material. The information is required by law to help you understand the nature and the risks of investing in this fund. You are advised to read it so you can make an informed decision about whether to invest.

CT SUSTAINABLE GLOBAL EQUITY INCOME FUND

Class C Accumulation Shares (GBP) GB00BPCS4S23, a Fund of Columbia Threadneedle (UK) ICVC I (the "Company"), regulated by the FCA.

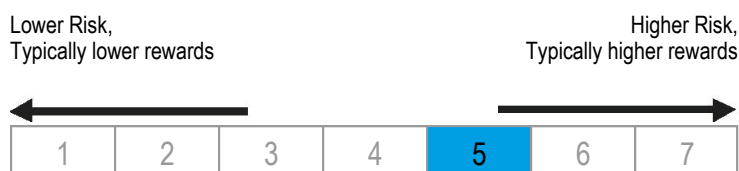
This Fund is managed by Columbia Threadneedle Fund Management Limited.

Objectives and Investment Policy

- The Fund aims to achieve income with capital growth over the long term (5 years or more). The Fund seeks to provide an income yield higher than the MSCI All Country World Index over rolling 3-year periods, after the deduction of charges. The Fund invests at least 90% of its assets in sustainable investments, considered by the fund to be shares of companies that derive, or on a pathway to derive, the majority (50% or more) of net revenue from activities that can be directly linked to one or more of the UN Sustainable Development Goals ("SDGs").
- The Fund is actively managed and invests at least 90% in shares of companies located anywhere in the world and of any market capitalization, subject to the Fund's sustainable investment criteria. The application of this criteria mean the Manager: 1) avoids investments that are contrary to the goals of making positive contributions to society and/or the environment, considering both product and conduct-based exclusions, 2) invests in companies that provide sustainable solutions or that make positive contributions to society and/or the environment; and 3) improves companies by selecting those that the Manager believes, will benefit from active investor engagement. Product-based exclusions mean the Fund won't invest in companies that: derive revenue from certain industries or activities; or breach the principles of the UN Global Compact. The fund won't invest in companies that, based on the Manager's ESG rating, are considered to have poor governance controls relative to industry peers. All investments will be aligned with one or more of the following sustainability themes as identified by the Manager: Connect & protect; Digital empowerment; Energy transition; Health & well-being; Resource efficiency; Sustainable finance; Sustainable cities. Full details of the revenue and conduct thresholds can be found in the Fund's Investment Policy*, located on the Managers's website. To the extent that the Fund is not fully invested in shares, the Fund may also invest in transferable securities, collective investment schemes (which may include schemes managed by Columbia Threadneedle), money market instruments, warrants, cash and near cash. The Fund may use derivatives for the purposes of efficient portfolio management only.
- There is no minimum holding period for this Fund. However, it may not be appropriate for investors who plan to withdraw their money in under 5 years.
- Income from investments in the Fund will be added to the value of your shares.
- You may buy or sell shares daily on demand (but not weekends or UK bank holidays or other days when the Fund is not open for dealing). Orders to buy or sell must be received by 12 noon (UK time) to receive the price calculated at that day's valuation point. We are not required to hold monies arising from the purchase and sales of shares in our funds in a client money bank account and hold these monies in our own bank account, utilising the FCA's permitted one-day window while carrying out a delivery versus payment transaction for the purpose of settling transactions in relation to units in the Fund. In the exceptional event that a transaction is not processed within this one-day window, any cash will be held in a client bank account. No interest will be paid to investors on cash held on a client bank account.

Risk and Reward Profile

The Risk and Reward Indicator table demonstrates where the Fund ranks in terms of its potential risk and reward. The higher the rank the greater the potential reward but the greater the risk of losing money. It is based on past data, may change over time and may not be a reliable indication of the future risk profile of the Fund. The shaded area in the table below shows the Fund's ranking on the Risk and Reward Indicator.



- The Fund is rated 5 because historically it has shown a medium to high level of volatility (how much the value of the Fund goes up and down).
- The lowest category does not mean a risk-free investment.
- The indicator does not adequately reflect the following risks of investing in particular assets, which may impact on future investment return:
 - Currency Risk: your investment may be adversely affected by changes in currency exchange rates.
 - Derivative Risk: derivative values rise and fall at a greater rate than equities and debt instruments. Losses can be greater than the initial investment.
 - Liquidity Risk: the ability to buy and sell assets at a favourable price may be affected by a low level of counterparties willing to enter into a transaction with the Fund.
 - Portfolio Concentration Risk: The Fund has a concentrated portfolio (holds a limited number of investments and/or has a restricted investment universe) and if one or more of these investments declines or is otherwise affected, it may have a pronounced effect on the Fund's value.
 - Sustainable Investment Criteria: The Fund aims to invest in companies which deliver sustainable outcomes and in doing so adheres to a set of sustainable investment guidelines. The guidelines will affect the Fund's exposure to certain sectors, which may impact the performance of the Fund positively or negatively relative to a benchmark or other funds without such restrictions.
- The risks currently identified as applying to the Fund are set out in the "Risk Factors" section of the Prospectus.

Charges

The charges you pay are used to pay the costs of running the Fund, including the costs of marketing and distributing it. These charges reduce the potential growth of your investment.

One-off charges taken before or after you invest

Entry Charge:	0.00%
Exit Charge:	0.00%

These are the maximum charges that we might take out of your money before it is invested. In some cases, you might pay less and you should speak to your financial adviser about this.

Charges taken from the fund over a year

Ongoing Charges:	0.35%
------------------	-------

Charges taken from the fund under specific conditions

Performance Fee:	NONE
------------------	------

The ongoing charges figure is based on expenses for the year ending 30/11/23. This figure may vary from year to year. It excludes the costs of buying or selling assets for the Fund (unless these assets are shares of another fund).

For more information about charges please see the Fund's prospectus.

Past Performance

Insufficient data to provide a useful indication of past performance to investors.

Fund launch date: 09/02/2023

Share/unit class launch date: 09/02/2023

*MSCI All Country World (Although the Fund makes reference to the index as part of the investment process, it is not intended that the performance of the Fund should track the index.)

Practical Information

- This document is issued by Columbia Threadneedle Fund Management Limited, a wholly owned subsidiary of Columbia Threadneedle Investments UK International Limited.
- Further information regarding the Fund including copies of the prospectus, annual and half yearly report and accounts can be obtained free of charge from Retail Sales Support, Columbia Threadneedle Investments, 6th Floor, Quartermile4, 7a Nightingale Way, Edinburgh EH3 9EG, telephone: Sales Support on 020 7464 5855 or electronically at www.columbiathreadneedle.co.uk.
- The Fund is part of Columbia Threadneedle (UK) ICVC I. You may switch investment between other funds or share classes of Columbia Threadneedle (UK) ICVC I. An entry charge may apply. Details on switching are provided in the Fund's prospectus.
- The assets and liabilities are segregated by law between the different funds of Columbia Threadneedle (UK) ICVC I. This means that the Fund's assets are held separately from other funds. Your investment in the Fund will not be affected by any claims made against any other fund in Columbia Threadneedle (UK) ICVC I.
- Details of the up to date remuneration policy including but not limited to a description of how remuneration and benefits are calculated will be available on www.columbiathreadneedle.co.uk when and in so far as available.
- Other practical information, including the latest published price for the Fund is available on our website www.columbiathreadneedle.co.uk.
- The Depository for the Fund is State Street Trustees Limited.
- The tax legislation of the United Kingdom may have an impact on your personal tax position depending on your country of residence.
- Columbia Threadneedle Fund Management Limited may be held liable solely on the basis of any statement contained in this document that is misleading, inaccurate or inconsistent with the relevant parts of the prospectus for the Fund.

This document provides you with key investor information about this fund. It is not marketing material. The information is required by law to help you understand the nature and the risks of investing in this fund. You are advised to read it so you can make an informed decision about whether to invest.

CT UK SOCIAL BOND FUND (THE "FUND")

Class Z Accumulation Shares (GBP) GB00BF233790, a sub-fund of Columbia Threadneedle Opportunity Funds (UK) ICVC (the "Company"), regulated by the FCA.

This sub-fund is managed by Threadneedle Investment Services Limited (the "Management Company") (part of the Columbia and Threadneedle group of companies).

Objectives and Investment Policy

- The Fund aims to provide income with the prospect of some investment growth over the long term (5 years or more), through investment in bonds that are deemed to be supporting and funding socially beneficial activities and development, primarily in the UK.
- The Fund is actively managed, and seeks to maximise its investment exposure to socially beneficial activities and development, based on assessments produced under the Fund's Social Assessment Methodology (developed by The Big Issue Group and Columbia Threadneedle Investments). The Social Assessment Methodology ensures that social impact considerations are integrated into the investment decision-making process. Investment is directed towards eight social outcome areas: housing and property; community services; education, learning and skills; employment and training; financial inclusion; health and social care; transport and communications infrastructure, utilities and the environment. Eligible Investments are assessed to establish an overall view of the investment's "social intensity". Some debt securities will have more direct and tangible social benefits than others, however those selected for investment are considered to have net positive impacts.
- A Social Advisory Committee regularly reviews the Social Assessment Methodology and the assessments carried out and may propose amendments or updates over time. An annual report is made available to investors which provides a summary of the Fund's social impact performance.
- The Fund may invest in bonds (usually investment grade) issued by international, public, private or voluntary and/or charitable sector organisations. Cash or near cash will be retained within the Fund for efficient management, and similarly deposits and money market instruments may be held for this reason.
- The Fund is not permitted to invest in derivatives for investment purposes, but derivatives may be used with the aim of reducing risk or managing the Fund more efficiently. Derivatives are sophisticated investment instruments linked to the rise and fall of the price of other assets.
- Income from investments in the Fund will be added to the value of your shares.
- You can buy or sell shares in the Fund on any day that is a business day in London. You can find more detail on the investment objective and policy of the Fund in the Prospectus. For more information on investment terms used in this document, please see the Glossary available at columbiathreadneedle.com.

Risk and Reward Profile

The Risk and Reward Indicator table demonstrates where the Fund ranks in terms of its potential risk and reward. The higher the rank the greater the potential reward but the greater the risk of losing money. It is based on past data, may change over time and may not be a reliable indication of the future risk profile of the Fund. The shaded area in the table below shows the Fund's ranking on the Risk and Reward Indicator.

Lower Risk, Typically lower rewards Higher Risk, Typically higher rewards



- The Fund is rated 4 because historically it has shown a medium level of volatility (how much the value of the Fund goes up and down).
- The lowest category does not mean a risk-free investment.
- The value of investments can fall as well as rise and investors might not get back the sum originally invested.
- The Fund invests in securities whose value would be significantly affected if the issuer refused, was unable to or was perceived to be unable to pay.
- The Fund holds assets which could prove difficult to sell. The Fund may have to lower the selling price, sell other investments or forego more appealing investment opportunities.
- Changes in interest rates are likely to affect the Fund's value. In general, as interest rates rise, the price of a fixed rate bond will fall, and vice versa.
- The Fund may invest in derivatives (complex instruments linked to the rise and fall of the value of other assets) with the aim of reducing risk or minimising the cost of transactions. Such derivative transactions may benefit or negatively affect the performance of the Fund. The Manager does not intend that such use of derivatives will affect the overall risk profile of the Fund.
- The Fund aims to invest in assets that are deemed to be supporting and funding socially beneficial activities and development and utilises a Social Assessment Methodology. This will influence the Fund's exposure to certain issuers, industries, sectors and regions, and may affect the relative performance of the Fund positively or negatively.
- All the risks currently identified as being applicable to the Fund are set out in the "Risk Factors" section of the prospectus.

Charges

The charges you pay are used to pay the costs of running the Fund, including the costs of marketing and distributing it. These charges reduce the potential growth of your investment.

One-off charges taken before or after you invest

Entry Charge:	0.00%
Exit Charge:	0.00%

These are the maximum charges that we might take out of your money before it is invested. In some cases, you might pay less and you should speak to your financial adviser about this.

Charges taken from the fund over a year

Ongoing Charges:	0.35%
------------------	-------

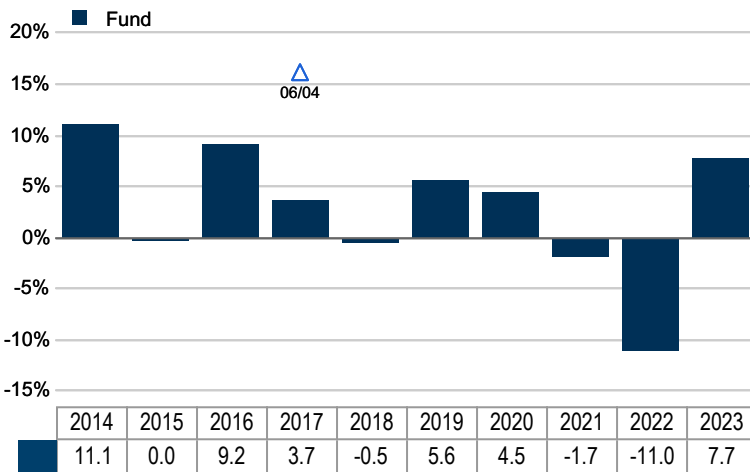
Charges taken from the fund under specific conditions

Performance Fee:	NONE
------------------	------

The ongoing charges figure shown here is an estimate of the charges because recent changes made to the Fund mean that the historic figures do not accurately reflect its ongoing costs. The UK-non-UCITS' annual report for each financial year will include detail on the exact charges made.

For more information about charges please see the Fund's prospectus.

Past Performance



Source: Morningstar

Past performance is not a guide to future performance.

Fund launch date: 04/12/2013

Share/unit class launch date: 04/12/2013

Performance is calculated in GBP.

All charges and fees, except any entry, exit and switching charge, have been included within the performance.

This chart shows how much the Fund increased or decreased in value as a percentage each year.

△ Before this date the Fund had different characteristics.

Please refer to www.columbiathreadneedle.com for further details.

Practical Information

- Depositary: Citibank UK Limited.
- You can obtain further information regarding the Fund, the Company, its Prospectus, latest annual reports and any subsequent half-yearly reports free of charge from the Management Company. The documents are available in English. You can obtain other practical information, including current share prices, at columbiathreadneedle.com.
- Details of the remuneration policy, including a description of how remuneration and benefits are calculated and the persons responsible for awarding them (including the composition of the remuneration committee), are available at columbiathreadneedle.com. A paper copy is available free of charge upon request.
- The tax legislation of the United Kingdom may have an impact on your personal tax position.
- Threadneedle Investment Services Limited may be held liable solely on the basis of any statement contained in this document that is misleading, inaccurate or inconsistent with the relevant parts of the Prospectus for the Non-UCITS.
- This document describes a single fund of the Company. The Prospectus and reports are prepared for the entire Company.
- The assets of the Fund are segregated by law and cannot be used to pay the liabilities of other funds of the Company.
- You may exchange your shares for shares of other funds of the Company, if available. Details can be found in the section of the Prospectus with the heading "Switching/Converting". Details of other share classes of the Fund can be found in the Prospectus or at columbiathreadneedle.com.

KEY INVESTOR INFORMATION

EDENTREE RESPONSIBLE AND SUSTAINABLE

STERLING BOND FUND

SHARE CLASS B GB00B2PF8D20

This document provides you with key investor information about this Fund. It is not marketing material. The information is required by law to help you understand the nature and the risks of investing in this Fund. You are advised to read it so you can make an informed decision about whether to invest.

This fund is a sub-fund of EdenTree Investment Funds – Series 1, an open ended investment company managed by EdenTree Investment Management Limited as the Authorised Corporate Director.

OBJECTIVES AND INVESTMENT POLICY

The Fund aims to generate a regular level of income payable quarterly.

The EdenTree Responsible and Sustainable Sterling Bond Fund seeks to invest in a highly diversified portfolio of Government bonds and good quality fixed-interest securities issued by companies which make a positive contribution to society and the environment through sustainable and socially responsible practices. The Fund's investments will be at least 80% denominated in Sterling but the Fund may invest in other currency bonds and securities that the Manager thinks appropriate to meet the investment objective.

The portfolio will consist of at least 80% listed securities but the Manager may also invest in units in collective investment schemes, money-market instruments, derivatives and forward transactions, deposits, nil and partly-paid securities, bonds, convertible bonds, cash and near cash as deemed economically appropriate to meet the Fund's objective.

The Fund seeks to avoid investment in certain areas such as companies which have a material involvement (10% or more) in alcohol and tobacco production, weapon production, gambling, publication of violent or explicit materials, oppressive regimes, companies using animals to test cosmetic or household products, intensive farming, fossil fuel exploration and production and high interest lending.

The Fund favours companies that follow good Business Ethics, Corporate Governance, Employment & Labour practices, Environment and Climate Management, Human Rights, and Community Relations and is particularly positive on companies that contribute to Education, Health & Wellbeing, Social Infrastructure and Sustainable Solutions. We assess a diverse set of indicators of a company's approach to sustainability during our screening process. Further details of EdenTree's Responsible and Sustainable Investment Policy are available on request or can be downloaded from our website at www.edentreeim.com.

We do not currently intend to use derivatives for any purpose other than the efficient management of the Fund. Derivatives are financial instruments that can provide ways of benefiting from movements (up or down) in the price of underlying assets, such as stocks or bonds, without taking ownership of the assets themselves.

You may buy and sell shares on any day on which the London Stock Exchange is open for business.

Any income on the Fund will be paid out to you or you may choose to have it reinvested by purchasing additional shares.

The Fund may not be appropriate if you plan to withdraw your money within 5 years.

More information on the investment policy can be found in the full Prospectus which is available at www.edentreeim.com/literature



RISK AND REWARD PROFILE

Lower risk = Typically lower rewards

Higher risk = Typically higher rewards



- The risk category above is not a measure of capital loss or gains, but of how significant the rises and falls in the Share Class price have been historically.
- For example a Share Class whose price has experienced significant rises and falls will be in a higher risk category, whereas a Share Class whose price has experienced less-significant rises and falls will be in a lower risk category.
- As the Share Class risk category has been calculated using historical data, it may not be a reliable indication of the Share Class future risk profile.
- Please note that the Share Class risk category may change in the future and is not guaranteed. The lowest risk category does not mean a risk-free investment.
- The Share Class is in risk category 4 as its price has experienced moderate rises and falls historically.

What risks are associated with this fund?

- The value of your investment and the income you get from it may fall as well as rise and you could get back less than you put in. What you get back when you cash in your investment will depend on investment performance.
- Selecting stocks due to our ethical criteria means that the choice of stocks is limited to a subset of the stockmarket and this could lead to greater volatility.
- Changes in interest rates will affect the value and the interest earned from the bonds held by the Fund. When interest rates rise, the capital value of the Fund is likely to fall and vice versa.
- The issuer of a financial security held within the Fund may not pay income or repay capital to the Fund when due. The value of a security may be affected by the general state of the economy and market perception of the risk of default.

More details on all of the risks mentioned above can be found in the full Prospectus.

CHARGES FOR THIS FUND

The charges you pay are used to cover the costs of running the Fund, including the costs of marketing and distributing it. These charges reduce the potential growth of your investment.

One-off charges taken before or after you invest

Entry charge 0%

Exit charge None

This is the maximum that might be taken out of your money (before it is invested) (before the proceeds of your investment are paid out).

Charges taken from the Fund over a year

Ongoing charges 0.59%

Charges taken from the Fund under specific conditions

Performance fee None

The entry charge shown is a maximum figure. In some cases you might pay less – you can find this out from your financial adviser or distributor.

The ongoing charges figure is based on expenses for the year ending 31 December 2023. This figure may vary from year to year and excludes portfolio transaction costs.

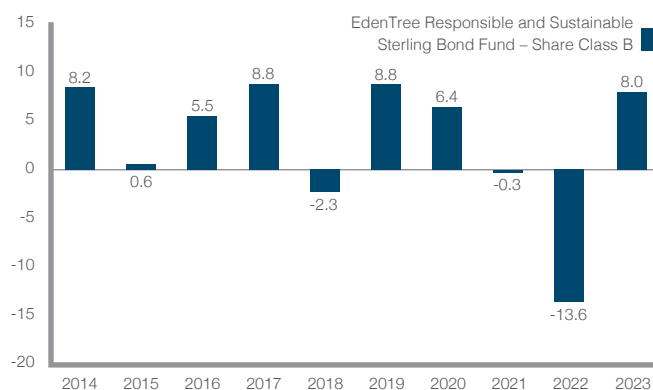
If you switch Funds within the EdenTree Investment Management range you will be charged a maximum 1% entry charge on your new Fund. The switching charge is currently set to zero.

For more information about charges, please see Appendix 1 of the Fund's Prospectus, which is available at www.edentreeim.com/literature

For further details, or to receive a free copy in English of the full Prospectus and the latest Report and Accounts, please contact us at:

EdenTree Investment Management
Sunderland SR43 4AU
Telephone 0800 358 3010
www.edentreeim.com

PAST PERFORMANCE



Bar chart showing the year by year percentage growth of the EdenTree Responsible and Sustainable Sterling Bond Fund – Share Class B

- The Fund was launched on 1 April 2008.
- This Share Class was launched on 1 April 2008.
- Performance figures are calculated in Sterling on a mid-price basis and include net reinvested income. The calculation incorporates the annual management charge and all other Fund expenses but excludes the entry charge.
- The base currency of the Fund is Sterling.
- Past performance is not a guide to future returns.

PRACTICAL INFORMATION

- Depository: The Bank of New York Mellon (International) Limited.
- The UK tax regime may have an impact on your personal tax position.
- You can check the latest prices for the Fund in the Financial Times or on our website.
- You are entitled to switch from this Fund to another Fund on request, subject to a switching charge.
- The authorised fund manager may be held liable solely on the basis of any statement contained in this document that is misleading, inaccurate or inconsistent with the relevant parts of the Prospectus for the Fund.
- The Fund has its own specific portfolio of assets and liabilities. The assets of the Fund belong exclusively to that Fund and shall not be used to discharge the liabilities of, or claims against, any other person or body, including the Company or any other Fund, and shall not be available for such purpose.
- The following share classes are available for the Fund: Income.

Information on the Authorised Fund Manager's current remuneration policy, including a description of how remuneration and benefits are calculated, the identity of persons responsible for awarding the remuneration and benefits, and the composition of the remuneration committee are available at www.edentreeim.com. Alternatively a paper copy is available free of charge on request.

This Fund is authorised in the United Kingdom and regulated by the Financial Conduct Authority. EdenTree Investment Management Limited is authorised in the United Kingdom and regulated by the Financial Conduct Authority.

This key investor information is accurate as at 1 February 2024.

EdenTree Investment Management Limited (EdenTree) Reg. No. 2519319. Registered in England at Benefact House, 2000, Pioneer Avenue, Gloucester Business Park, Brockworth, Gloucester, GL3 4AW, United Kingdom. EdenTree is authorised and regulated by the Financial Conduct Authority and is a member of the Investment Association. Firm Reference Number 527473.

KEY INVESTOR INFORMATION

This document provides you with Key Investor Information about this Fund. It is not marketing material. The information is required by law to help you understand the nature and the risks of investing in this Fund. You are advised to read it so you can make an informed decision about whether to invest.

Janus Henderson

Global Sustainable Equity Fund Class G Acc ISIN: GB00BMX58X45

A sub-fund of Janus Henderson Sustainable/Responsible Funds, a UK OEIC managed by Janus Henderson Fund Management UK Limited.
Fund Currency: GBP Share Class Currency: GBP

Objective and investment policy

Objective

The Fund aims to provide capital growth over the long term (5 years or more) by investing in companies whose products and services are considered by the Investment Manager as contributing to positive environmental or social change.

Investment policy

The Fund invests at least 80% of its assets in shares (also known as equities) of companies, of any size, in any industry, in any country. The Fund will avoid investing in companies (in some cases subject to thresholds) that the Investment Manager considers could contribute to environmental or societal harm, as detailed in the "Exclusionary Approach" section in the Prospectus, and invest in companies that derive at least 50% of their revenues from products and services that are considered by the Investment Manager as contributing to positive environmental or social change and thereby have an impact on the development of a sustainable global economy.

The Fund may also invest in other assets including cash.

The Investment Manager may use derivatives (complex financial instruments) to reduce risk or to manage the Fund more efficiently.

The Fund is actively managed with reference to the MSCI World Index, which is broadly representative of the companies in which it may invest, as this can provide a useful comparator for assessing the Fund's performance. The Investment Manager has discretion to choose investments for the Fund with weightings different to the index or not in the index.

As an additional means of assessing the performance of the Fund, the IA Global sector average, which is based on a peer group of broadly similar funds, may also provide a useful comparator.

Strategy

Investee companies will typically be aligned with megatrends identified by the Investment Manager, these include climate change, resource constraints, growing populations, and ageing populations. The Investment Manager then, within its thematic framework of environmental and social investment themes, seeks to construct a differentiated and well diversified global portfolio of companies, based on the belief that superior returns can be generated by companies that

tackle environmental and social challenges and have an impact on the development of a sustainable global economy. These companies should have attractive financial attributes such as persistent revenue growth and durable cash flows, as well as exhibiting strong management of environmental, social and corporate governance risks. The Fund has a bias towards "growth" equities. The "growth" approach emphasises investments in companies the Investment Manager believes have the potential for above-average earnings growth. Examples of themes the Investment Manager has identified include efficiency, cleaner energy, water management, environmental services, sustainable transport, sustainable property & finance, safety, quality of life, knowledge & technology and health. More product-specific information, including our investment principles, can be found in the Document Library of the website at www.janushenderson.com. Further information as to how Janus Henderson approach ESG, including Janus Henderson's "ESG Investment Policy", can be found at www.janushenderson.com/esg-governance.

Other Information The Investment Manager will seek to promote environmental, social and/or governance (ESG) principles in managing the Fund, which may include the exclusion of issuers that the Investment Manager considers could contribute to significant ESG harm, as further described in the prospectus.

Distribution policy The Fund offers accumulation shares (shares in which net income is retained within the price) and income shares (shares in which net income may be paid out to investors).

Recommendation This Fund may not be appropriate for investors who plan to withdraw their money within 5 years.

The Fund is designed to be used only as one component of several in a diversified investment portfolio. Investors should consider carefully the proportion of their portfolio invested into this Fund.

You can buy, sell or switch shares in the Fund on any dealing day and according to certain restrictions, both defined in detail in the Company's Prospectus.

For an explanation of some of the terms used in this document, please visit the glossary on our website at www.janushenderson.com.

Risk and reward profile



The value of an investment and any income from it can go up or down. When you sell your shares they may be worth less than you paid for them.

The rating above is based on simulated historic volatility. Historic data may not be a reliable indication of the future risk profile of the Fund. The rating is not guaranteed and may change over time.

The share class appears at 6 out of 7. Share classes in higher categories have shown greater and/or more frequent variations in Net Asset Value in the past five years than those in lower categories. The lowest category does not mean risk free.

Other material risks not captured by the rating:

Equities Shares/Units can lose value rapidly, and typically involve higher risks than bonds or money market instruments. The value of your investment may fall as a result.

Smaller Companies Shares of small and mid-size companies can be more volatile than shares of larger companies, and at times it may be difficult to value or to sell shares at desired times and prices, increasing the risk of losses.

Investment Style - Growth The Fund follows a growth investment style that creates a bias towards certain types of companies. This may result in the Fund significantly underperforming or outperforming the wider market.

Sustainable Investment The Fund follows a sustainable investment approach, which may cause it to be overweight and/or underweight in certain sectors and thus perform differently than funds that have a similar objective but which do not integrate sustainable investment criteria when selecting securities.

Derivatives The Fund may use derivatives with the aim of reducing risk or managing the portfolio more efficiently. However this introduces other risks, in particular, that a derivative counterparty may not meet its contractual obligations.

Exchange Rates If the Fund holds assets in currencies other than the base currency of the Fund, or you invest in a share/unit class of a different currency to the Fund (unless hedged, i.e. mitigated by taking an offsetting position in a related security), the value of your investment may be impacted by changes in exchange rates.

Liquidity Securities within the Fund could become hard to value or to sell at a desired time and price, especially in extreme market conditions when asset prices may be falling, increasing the risk of investment losses.

Counterparty Risk and Operational Risk The Fund could lose money if a counterparty with which the Fund trades becomes unwilling or unable to meet its obligations, or as a result of failure or delay in operational processes or the failure of a third party provider.

For more information please see the Company's Prospectus.

Charges

The charges you pay are used to pay the costs of running the Fund, including the costs of managing and distributing it. These charges reduce the potential growth of your investment.

If you invest through a third party provider you are advised to consult them directly as charges, performance and terms and conditions may differ materially to those shown in this document.

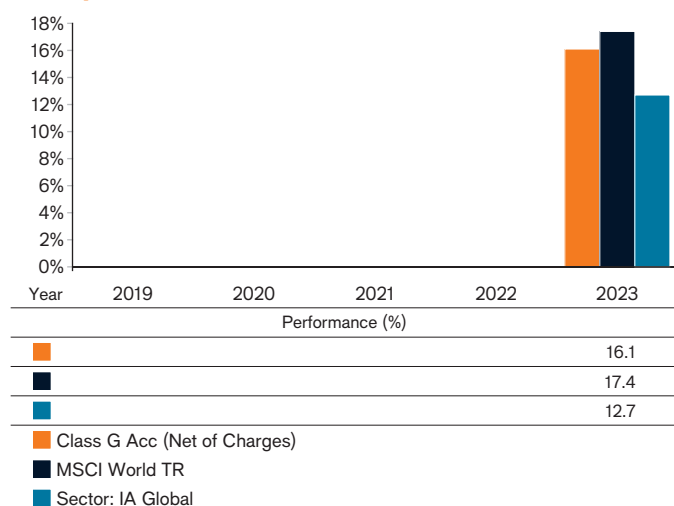
One-off charges taken before or after you invest*

Entry Charge	0.00%
Exit Charge	0.00%**

* The charges shown are maximum figures. In some cases you may pay less.

** Subject to a charge of up to 3.00% where the Manager suspects excessive trading by an investor (and specifically on subscriptions held for less than 90 days).

Past performance



Charges taken from the Fund over a year

Ongoing Charges	0.74%
-----------------	-------

The ongoing charges are based on actual annualised expenses for the period ending 31 March 2023. Ongoing charges may vary from year to year.

The figure for ongoing charges excludes portfolio transaction costs, except in the case of an initial charge paid by the Fund when buying shares or units in another Fund.

For more information about Charges please see the Company's Prospectus.

The past performance is calculated in GBP.

The Fund was launched in July 1991 and the share class was launched in February 2022.

Past performance does not predict future returns.

The past performance takes into account all charges except one-off charges.

The Fund does not aim to track the performance of the benchmark.

Practical information

Depository: NatWest Trustee and Depository Services Limited.

To obtain more information: This Key Investor Information Document may not contain all the information you need.

For the last published price of shares in the Fund or any additional information on the Fund, or to obtain the Company's prospectus or the annual/semi-annual report, please visit www.janushenderson.com. Documents are available free of charge in English and certain other languages. You may also contact the registered office of the Fund at 201 Bishopsgate, London EC2M 3AE, or your local representative office.

Tax: Investors should note that the tax legislation that applies to the Fund may have an impact on the personal tax position of their investment in the Fund.

Contact your adviser to discuss tax treatment, suitability of this investment, and other questions.

Notices: Janus Henderson Fund Management UK Limited may be held liable solely on the basis of any statement contained in this document

that is misleading, inaccurate or inconsistent with the relevant parts of the Prospectus for the Fund.

The assets of each sub-fund are segregated, meaning that each sub-fund is insulated from any losses or claims associated with the other sub-funds.

Further information about dealing and switching to other share classes of this Fund or other Funds in this OEIC may be obtained by visiting www.janushenderson.com or found in the Company's prospectus.

The details of the up-to-date remuneration policy of the Manager are available at www.janushenderson.com. A paper copy of the remuneration policy will be made available free of charge upon request. These include a description of how pay and benefits are worked out and the people or committee members responsible for awarding them.

The Fund and Janus Henderson Fund Management UK Limited are authorised in the UK and regulated by the Financial Conduct Authority ("FCA").

This Key Investor Information is accurate as at 2 December 2024.

KEY INVESTOR INFORMATION

This document provides you with Key Investor Information about this Fund. It is not marketing material. The information is required by law to help you understand the nature and the risks of investing in this Fund. You are advised to read it so you can make an informed decision about whether to invest.

Janus Henderson

UK Responsible Income Fund Class G Acc ISIN: GB00BMX58Y51

A sub-fund of Janus Henderson Sustainable/Responsible Funds, a UK OEIC managed by Janus Henderson Fund Management UK Limited.
Fund Currency: GBP Share Class Currency: GBP

Objective and investment policy

Objective

The Fund aims to provide an income with the potential for capital growth over the long term (5 years or more).

Investment policy

The Fund invests at least 80% of its assets in shares (also known as equities) of companies, of any size, in the UK. Companies will be incorporated, headquartered, or deriving significant revenue from, the UK. The Investment Manager seeks to identify companies with attractive long-term business models offering the potential for good dividend growth and capital returns over the long term. The Investment Manager applies exclusionary screens to avoid companies involved in business activities that may be environmentally and/or socially harmful, as detailed in the Prospectus.

The Fund may also invest in other assets including cash and other shares.

The Investment Manager may use derivatives (complex financial instruments) to reduce risk, to manage the Fund more efficiently, or to generate additional income for the Fund.

The Fund is actively managed with reference to the FTSE All Share Index, which is broadly representative of the companies in which it may invest, as this can provide a useful comparator for assessing the Fund's performance. The Investment Manager has discretion to choose investments for the Fund with weightings different to the index or not in the index.

As an additional means of assessing the performance of the Fund, the IA UK Equity Income sector average, which is based on a peer group of broadly similar funds, may also provide a useful comparator.

Strategy

The Investment Manager adopts a flexible and pragmatic investment process, designed with the intention of achieving its objective in a variety of market

conditions. The Fund's investment process focuses on UK companies with good cash flow and growing dividends. The Investment Manager commits to maintaining a carbon intensity that is at least 25% below the FTSE All Share Index and holding at least 70% of the portfolio in companies with a climate score of C or higher (score from CDP – <https://www.cdp.net/en>, or equivalent). The Investment Manager also applies screens to avoid investing in issuers involved in certain activities, as described in the Prospectus. More product-specific information, including our investment principles, can be found in the Document Library of the website at www.janushenderson.com.

Other Information The Investment Manager will seek to promote environmental, social and/or governance (ESG) principles in managing the Fund, which may include the exclusion of issuers that the Investment Manager considers could contribute to significant ESG harm, as further described in the prospectus.

Distribution policy The Fund offers accumulation shares (shares in which net income is retained within the price) and income shares (shares in which net income may be paid out to investors).

Recommendation This Fund may not be appropriate for investors who plan to withdraw their money within 5 years.

The Fund is designed to be used only as one component of several in a diversified investment portfolio. Investors should consider carefully the proportion of their portfolio invested into this Fund.

You can buy, sell or switch shares in the Fund on any dealing day and according to certain restrictions, both defined in detail in the Company's Prospectus.

For an explanation of some of the terms used in this document, please visit the glossary on our website at www.janushenderson.com.

Risk and reward profile



The value of an investment and any income from it can go up or down. When you sell your shares they may be worth less than you paid for them.

The rating above is based on simulated historic volatility. Historic data may not be a reliable indication of the future risk profile of the Fund. The rating is not guaranteed and may change over time.

The share class appears at 6 out of 7. Share classes in higher categories have shown greater and/or more frequent variations in Net Asset Value in the past five years than those in lower categories. The lowest category does not mean risk free.

Other material risks not captured by the rating:

Equities Shares/Units can lose value rapidly, and typically involve higher risks than bonds or money market instruments. The value of your investment may fall as a result.

Investment Style - Income The Fund follows an investment style that creates a bias towards income-generating companies. This may result in the Fund significantly underperforming or outperforming the wider market.

Country or Region If a Fund has a high exposure to a particular country or geographical region it carries a higher level of risk than a Fund which is more broadly diversified.

Responsible Investment The Fund follows a responsible investment approach, which may cause it to be underweight in certain sectors (due to the avoidance criteria employed) and thus perform differently than funds that have a similar financial objective but which do not apply any avoidance criteria when selecting investments.

Derivatives The Fund may use derivatives with the aim of reducing risk or managing the portfolio more efficiently. However this introduces other risks, in particular, that a derivative counterparty may not meet its contractual obligations.

Liquidity Securities within the Fund could become hard to value or to sell at a desired time and price, especially in extreme market conditions when asset prices may be falling, increasing the risk of investment losses.

Charges to Capital Some or all of the ongoing charges may be taken from capital, which may erode capital or reduce potential for capital growth.

Counterparty Risk and Operational Risk The Fund could lose money if a counterparty with which the Fund trades becomes unwilling or unable to meet its obligations, or as a result of failure or delay in operational processes or the failure of a third party provider.

For more information please see the Company's Prospectus.

Charges

The charges you pay are used to pay the costs of running the Fund, including the costs of managing and distributing it. These charges reduce the potential growth of your investment.

If you invest through a third party provider you are advised to consult them directly as charges, performance and terms and conditions may differ materially to those shown in this document.


One-off charges taken before or after you invest*

Entry Charge	0.00%
Exit Charge	0.00%**

* The charges shown are maximum figures. In some cases you may pay less.

** Subject to a charge of up to 3.00% where the Manager suspects excessive trading by an investor (and specifically on subscriptions held for less than 90 days).

Past performance



- Class G Acc (Net of Charges)
- FTSE All Share TR
- Sector: IA UK Equity Income

Charges taken from the Fund over a year

Ongoing Charges	0.57%
-----------------	-------

The ongoing charge figure is estimated because of the recent changes made to this share class.

The figure for ongoing charges excludes portfolio transaction costs, except in the case of an initial charge paid by the Fund when buying shares or units in another Fund.

For more information about Charges please see the Company's Prospectus.

The past performance is calculated in GBP.

The Fund was launched in May 1995 and the share class was launched in February 2022.

Past performance does not predict future returns.

The past performance takes into account all charges except one-off charges.

The Fund does not aim to track the performance of the benchmark.

Practical information

Depository: NatWest Trustee and Depository Services Limited.

To obtain more information: This Key Investor Information Document may not contain all the information you need.

For the last published price of shares in the Fund or any additional information on the Fund, or to obtain the Company's prospectus or the annual/semi-annual report, please visit www.janushenderson.com. Documents are available free of charge in English and certain other languages. You may also contact the registered office of the Fund at 201 Bishopsgate, London EC2M 3AE, or your local representative office.

Tax: Investors should note that the tax legislation that applies to the Fund may have an impact on the personal tax position of their investment in the Fund.

Contact your adviser to discuss tax treatment, suitability of this investment, and other questions.

Notices: Janus Henderson Fund Management UK Limited may be held liable solely on the basis of any statement contained in this document

that is misleading, inaccurate or inconsistent with the relevant parts of the Prospectus for the Fund.

The assets of each sub-fund are segregated, meaning that each sub-fund is insulated from any losses or claims associated with the other sub-funds.

Further information about dealing and switching to other share classes of this Fund or other Funds in this OEIC may be obtained by visiting www.janushenderson.com or found in the Company's prospectus.

The details of the up-to-date remuneration policy of the Manager are available at www.janushenderson.com. A paper copy of the remuneration policy will be made available free of charge upon request. These include a description of how pay and benefits are worked out and the people or committee members responsible for awarding them.

The Fund and Janus Henderson Fund Management UK Limited are authorised in the UK and regulated by the Financial Conduct Authority ("FCA").

This Key Investor Information is accurate as at 2 December 2024.

Purpose

This document provides you with key information about this investment product. It is not marketing material. The information is required by law to help you understand the nature, risks, costs, potential gains and losses of this product and to help you compare it with other products.

KBI Global Sustainable Infrastructure Fund

a sub-fund of **KBI Funds ICAV**
Class A GBP (IE00BN7CHR50)

The Central Bank of Ireland is responsible for supervising Amundi Ireland Limited (Management Company) in relation to this Key Information Document.

This PRIIP is authorised in Ireland.

Amundi Ireland Limited is authorised in Ireland and regulated by the Central Bank of Ireland.

Contact Details: Via email at KBI_TA@ntrs.com or via phone on +353 1 434 5121

Manufacturer: Amundi Ireland Limited

Management Company: Amundi Ireland Limited

Investment Manager: KBI Global Investors Limited

This document was produced on 19 November 2024 with data based on 30 June 2024.

What is this product?

Type:

This product is a UCITS Fund.

Term:

This product is open-ended and is not subject to any fixed term.

The product may be terminated and all shares of the product redeemed (a) if, at any time after the first anniversary of the establishment of the product, the net asset value of the product falls below €20 million for a period of six consecutive weeks and the shareholders of the product resolve by ordinary resolution to terminate the product; or (b) by the Management Company giving not less than two nor more than twelve weeks' notice to the shareholders of the product of its intention to terminate the product; or (c) if the shareholders of 75% in value of the shares in issue of the product resolve that the shares should be redeemed. For further information on the circumstances in which the product may be terminated, please refer to the Prospectus under the headings "Total Redemption of Shares" and "Termination of a Fund".

The Management Company may also compulsorily redeem an individual shareholding if ownership of such shares is in breach of any restrictions on ownership as detailed in the Prospectus under the heading "Compulsory Redemption of Shares/Deduction of Tax".

Objectives:

The aim of the product is to generate the highest possible return for its shareholders and outperform the S&P Global Infrastructure Index by investing primarily in shares of listed companies operating in infrastructure related sectors.

The product will invest primarily in shares of companies listed or traded on the major worldwide stock exchanges which generate on an

aggregate portfolio basis a substantial portion of their turnover from the sustainable infrastructure sector, including but not limited to the supply or treatment of water, waste water and energy, the provision or maintenance or enhancement of energy or water infrastructure such as energy generation facilities and equipment or water treatment facilities, the provision, maintenance or enhancement of infrastructure designed to support the production and efficient distribution of food and crops and the provision, maintenance or enhancement of other socially beneficial infrastructure.

The product is considered to be actively managed in reference to the S&P Global Infrastructure Index by virtue of the fact that it uses the Index for performance comparison purposes. However the Index is not used to define the portfolio composition of the Fund or as a performance target and the product may be wholly invested in securities which are not constituents of the Index.

This share class does not pay a dividend. Any income arising from the share class will be re-invested.

Intended retail investor:

This product is intended for investors who are prepared to take on a relatively high level of risk of loss to their original capital in order to get a higher potential return, and who plan to stay invested for at least 5 years. It is designed to form part of a portfolio of investments.

Shareholders may redeem shares in the product on demand by submitting an application to the Fund Administrator before 3pm on any Business Day, as described in the Prospectus. Redemptions may be limited, delayed or subject to conditions as further outlined under the heading "How long should I hold it and can I take money out early" below.

What are the risks and what could I get in return?

Risk Indicator



The risk indicator assumes you keep the product for 5 years. The actual risk can vary significantly if you cash in at an early stage and you may get back less.

The summary risk indicator is a guide to the level of risk of this product compared to other products. It shows how likely it is that the product will lose money because of movements in the markets or because we are not able to pay you.

We have classified this product as 4 out of 7, which is "a medium" risk

class. This rates the potential losses from future performance at a medium level, however poor market conditions could impact the ability to provide a positive return on your investment.

The Risk Factors applicable to the product are liquidity risk, counterparty risk, emerging markets risk, currency risk, operational risk and interest rate risk. Please read the product's Annual Report or Prospectus at www.kbiglobalinvestors.com for these and other relevant risks.

If a share class is denominated in a currency other than the official currency of your Member State, be aware of currency risk. You will receive payments in a different currency, so the final return you get will depend on the exchange rate between the two currencies. This risk is not considered in the indicator shown above.

Performance scenarios

The figures shown include all the costs of the product itself, but may not include all the costs that you pay to your advisor or distributor. The figures do not take into account your personal tax situation, which may also affect how much you get back.

What you will get from this product depends on future market performance. Market developments in the future are uncertain and cannot be accurately predicted.

The unfavourable, moderate, and favourable scenarios shown are illustrations using the worst, average, and best performance of the KBI Global Sustainable Infrastructure Fund over the last 10 years. Markets could develop very differently in the future.

The stress scenario shows what you might get back in extreme market circumstances.

Recommended Holding Period: 5 years			
Investment: GBP 10,000			
Scenarios		If you exit after 1 year	If you exit after 5 years (recommended holding period)
Minimum: There is no minimum guaranteed return			
Stress	What you might get back after costs Average return each year	2,570 GBP -74.27%	2,580 GBP -23.76%
Unfavourable¹	What you might get back after costs Average return each year	8,960 GBP -10.36%	9,320 GBP -1.40%
Moderate²	What you might get back after costs Average return each year	10,800 GBP 8.02%	17,330 GBP 11.62%
Favourable³	What you might get back after costs Average return each year	14,040 GBP 40.39%	20,850 GBP 15.83%

¹ This type of scenario occurred for an investment between January 2023 and June 2024.

² This type of scenario occurred for an investment between May 2017 and May 2022.

³ This type of scenario occurred for an investment between December 2015 and December 2020.

What happens if KBI Global Investors is unable to pay out?

In certain circumstances, you may face financial loss should KBI Global Investors Ltd or Amundi Ireland Ltd or the Depositary (Northern Trust Fiduciary Services (Ireland) Ltd), default on their respective obligations. There is no compensation or guarantee scheme in place which may offset, all or any of, this loss.

What are the costs?

The person advising on or selling you this product may charge you other costs. If so, this person will provide you with information about these costs and how they affect your investment.

Costs over time

The tables show the amounts that are taken from your investment to cover different types of costs. These amounts depend on how much you invest, how long you hold the product and how well the product does. The amounts shown here are illustrations based on an example investment amount and different possible investment periods.

We have assumed, in the first year you would get back the amount that you invested (0 % annual return). For the other holding period, we have assumed the product performs as shown in the moderate scenario and the investment is GBP 10,000.

Investment: GBP 10,000	If you exit after 1 year	If you exit after 5 years
Total costs	129 GBP	1,033 GBP
Annual cost impact (*)	1.3%	1.4%

(*) This illustrates how costs reduce your return each year over the holding period. For example it shows that if you exit at the recommended holding period your average return per year is projected to be 13.0% before costs and 11.6% after costs.

Composition of costs

One-off costs upon entry or exit		If you exit after 1 year
Entry costs	The impact of the costs you pay when entering your investment. This is the most you will pay, and you could pay less.	0 GBP
Exit costs	The impact of the costs you pay when exiting your investment. This is the most you will pay, and you could pay less.	0 GBP
Ongoing costs taken each year		If you exit after 1 year
Management fees and other administrative or operating costs	The impact of the costs that are taken each year for managing your investments.	92 GBP
Transaction costs	The impact of direct costs (e.g. commission and taxes) and indirect costs (e.g. price movement) of buying and selling underlying investments for the product.	37 GBP
Incidental costs taken under specific conditions		If you exit after 1 year
Performance fees	This product does not have any performance fees.	0 GBP

How long should I hold it and can I take money out early?

Recommended holding period: 5 years

The product is designed to be held over the medium term and we recommend that you hold this investment for at least 5 years.

You may sell shares in the product by submitting a redemption request to the Fund Administrator prior to 3pm on any Business Day, as defined in the Prospectus, or such other day or days as may be determined by the Management Company and notified in advance to shareholders.

If the number of shares to be redeemed on any Dealing Day equals 10% or more of the total number of shares in issue in the product or 10% or more of the Net Asset Value of the product, the Management Company may refuse to redeem any shares in excess of 10% of the total number of shares in issue in the product or in excess of 10% of the Net Asset Value of the product.

For further information on the redemption of shares, please refer to the Prospectus under the heading "Redemption of Shares".

There is no redemption fee, however, in order to prevent excessive and disruptive trading practices, the Management Company may impose a redemption fee of up to 3% of the net asset value per share of the product. Please refer to the section of the Prospectus entitled "Redemption Fee".

How can I complain?

You can make a complaint to

- 1) the Fund Administrator (Northern Trust) at KBI_TA@ntrs.com / phone +353 1 434 5121 or
- 2) the Investment Manager - KBI Global Investors Ltd (please see their complaints policy at www.kbiglobalinvestors.com) or
- 3) the Management Company - Amundi Ireland Ltd (please see their complaints policy at www.amundi.ie).

Other relevant information

We are required to provide you with further documentation, such as the product's latest Prospectus, annual and semi-annual reports. These documents are available from the Fund Administrator (Northern Trust) at KBI_TA@ntrs.com or phone +353 1 434 5121. They are also available online in the 'Fund Centre' section of www.kbiglobalinvestors.com.

Please also visit the 'Fund Centre' section of www.kbiglobalinvestors.com to view the product's historical performance and the latest monthly performance scenarios.

Key Investor Information

This document provides you with key investor information about this fund. It is not marketing material. The information is required by law to help you understand the nature and the risks of investing in this fund. You are advised to read it so you can make an informed decision about whether to invest.

L&G Clean Water UCITS ETF

Share Class USD Accumulating ETF - ISIN: IE00BK5BC891. The Fund is a sub-fund of Legal & General UCITS ETF Plc (the "**Company**").
Managed by LGIM Managers (Europe) Limited, a member of the Legal & General group (the "**Manager**")

OBJECTIVES AND INVESTMENT POLICY

- The L&G Clean Water UCITS ETF (the "**Fund**") is a passively managed exchange traded fund ("**ETF**") that aims to track the performance of the Solactive Clean Water Index NTR (the "**Index**"), subject to the deduction of the ongoing charges and other costs associated with operating the Fund.
- The Fund has a sustainable investment objective as it invests in companies which (i) contribute to environmental objectives, (ii) do not significantly harm any environmental or social objectives, and (iii) follow good governance practices. Further information can be found in the Fund Supplement.
- Dealing.** Shares in this share class (the "**Shares**") are denominated in USD and can be bought and sold on stock exchanges by ordinary investors using an intermediary (e.g. a stockbroker). In normal circumstances, only Authorised Participants may buy and sell Shares directly with the Company. Authorised Participants may redeem their Shares on demand in accordance with the "Dealing Timetable" published on www.lgim.com.
- Index.** The Index is comprised of companies which are publically traded on various stock exchanges around the world that have expertise in providing certain services in areas such as, but not limited to, "technology", "digital", "utility", and/or "engineering" for the global clean water industry (the "**Water Related Services**") and derive a certain proportion of revenues from the provision of Water Related Services. A company is only eligible for inclusion in the Index if it is of a sufficient size (determined by reference to the total market value of its shares) and it is sufficiently "liquid" (a measure of how actively its shares are traded on a daily basis). The universe of companies out of which the Index selection is made is refreshed annually in March. All constituents of the Index are equally weighted within the Index subject to certain liquidity adjustments made to ensure that less liquid securities are not overly represented in the Index. The Index will exclude companies which are constituents of the ESG Exclusions Index, namely companies that (i) have severe controversies, (ii) are persistent violators of the UN Global Compact, and/or (iii) are involved, to a certain degree, in harmful activities as determined in the Index Methodology available at: www.solactive.com.
- Replication.** The Fund will primarily invest directly in the securities represented in the Index in similar proportions to their weightings in the Index. The fund may also invest in (1) companies that are not constituents of the Index that have similar risk and performance characteristics to the companies contained in the Index and (2) financial derivative instruments ("**FDIs**") (i.e. investments the prices of which are based on the companies contained in the Index and/or such other companies). Adjustments to the Fund's portfolio, including as a result of a reconstitution of the Index, will incur transaction costs.
- Dividend Policy.** This share class does not intend to pay dividends. Any income which may result from the Fund's investments will be re-invested into the Fund.

RISK AND REWARD PROFILE



1	2	3	4	5	6	7
---	---	---	---	---	---	---

- The Fund is rated 6 due to the nature of its investments and its risks. The rating is calculated based on historical data and may not be a reliable indication of the Fund's future risk profile. The risk category may shift over time. The lowest category on the above scale does not mean "risk free".
- As the Index includes micro, small and medium-sized publicly traded companies, the Fund is subject to the risk that such companies may be more vulnerable to adverse business or economic events and greater and more unpredictable price changes than larger companies or the stock market as a whole.
- The Fund is subject to the risks associated with technology-focused companies that are particularly vulnerable to rapid developments in technology (which may leave their products out-of-date), government regulation and competition from domestic and foreign competitors who may have lower production costs. Such companies may also have difficulties establishing and maintaining patents, copyrights, trademarks and trade

secrets relating to their products which could negatively affect their value.

The risk and reward indicator may not take account of the following risks of investing in the Fund :

- The Fund may have underlying investments that are valued in currencies that are different from USD, in which case exchange rate fluctuations will impact the value of your investment. In addition, the return in the currency of this share class may be different to the return in your own currency.
- Third party service providers (such as counterparties entering into FDIs with the Fund or the Company's depository) may go bankrupt and fail to pay money due to the Fund or return property belonging to the Fund.
- If the Index provider stops calculating the Index or if the Fund's license to track the Index is terminated, the Fund may have to be closed.
- It may not always be possible to buy and sell Shares on a stock exchange or at prices closely reflecting the NAV.
- There is no capital guarantee or protection on the value of the Fund. Investors can lose all the capital invested in the Fund.

Please refer to the "Risk Factors" section of the Company's Prospectus and the Fund Supplement.



CHARGES FOR THE FUND

The charges you pay are used to pay the costs of running the Fund, including the costs of marketing and distributing it. These charges reduce the potential return from your investment.

One-off charges taken before or after you invest

Entry charge	0.00%*
Exit charge	0.00%*

This is the maximum that might be taken out of your money before it is invested or before the proceeds of your investment are paid out.

Charges taken from the Share Class over a year

Ongoing charge	0.49%
----------------	-------

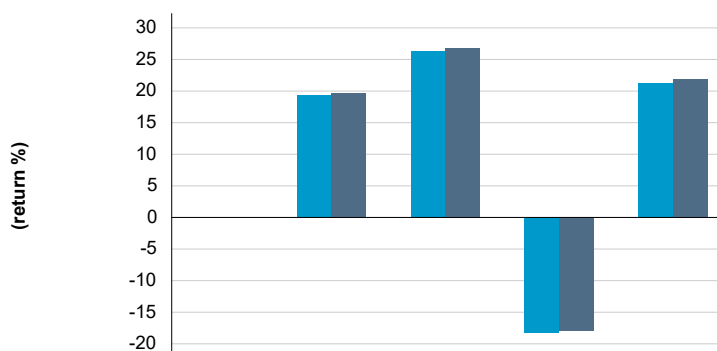
Charges taken from the Share Class over a year

Performance fee	None
-----------------	------

*Authorised Participants dealing directly with the Company will pay related transaction costs

- Ordinary investors (i.e. who buy and sell Shares on stock exchanges) are not charged entry or exit charges by the Company but may be charged dealing costs and fees by their stockbroker. Please consult your stockbroker and/or investment adviser for details of such fees.
- The ongoing charges figure is based on expenses for the 12 month period ended 31 December 2023 and may vary from year to year. The ongoing charges figure excludes portfolio transaction costs (except for the custody transaction costs paid to the Depositary which are included).
- For more information about charges, please see the "Fees and Expenses" section of the Company's Prospectus and the "Dealing Procedures" and "Dealing Information" sections of the Fund Supplement which are available at: www.lgim.com.

PAST PERFORMANCE



	2019	2020	2021	2022	2023
Share Class		19.4	26.4	-18.3	21.3
Index		19.7	26.8	-18.0	21.9

- The Fund has been in existence since 17 June 2019. This Share Class has been in existence since 17 June 2019.
- The chart shows the annual performance of the share class in USD for each full calendar year over the period displayed in the chart.
- Ongoing charges have been included in the calculation of past performance. Any entry/exit charges have been excluded from the calculation.
- Past performance is not a guide to future performance.

PRACTICAL INFORMATION

- The Fund's depositary is The Bank of New York Mellon SA/NV, Dublin Branch.
- The Fund is one of a number of sub-funds of the Company. The assets and liabilities of each sub-fund are segregated from each other by Irish law. Although the rights of investors and creditors are normally limited to the assets of each sub-fund, the Company is a single legal entity that may operate in jurisdictions which may not recognise such segregation.
- The Company is resident in Ireland for taxation purposes. This may have an impact on your personal tax position. Please consult your investment or tax adviser for advice on your own tax liabilities.
- The Manager may be held liable solely on the basis of any statement contained in this document that is misleading, inaccurate or inconsistent with the relevant parts of the Company's Prospectus.
- Further information about the Fund and the share class can be obtained from the Company's Prospectus and Fund Supplement and the annual and interim financial statements (that are prepared for the Company as a whole), which are available, in addition to the latest available NAV for the share class and details of the Fund's portfolio, at: www.lgim.com. These documents are available free of charge in English and certain other languages.
- Switching of shares between this share class and other share classes of the Fund and/or other sub-funds of the Company is not permitted.
- An indicative intra-day net asset value ("iNAV") for the Share Class will be available at: <https://www.solactive.com/>
- Details of the Manager's update policy in respect of remuneration, including a description of how remuneration and benefits are calculated and the identities of the persons responsible for awarding same can be accessed from the following website: www.lgim.com. A paper copy is also available free of charge from the Manager upon request.



Key Information Document ('KID')

Purpose

This document provides you with key information about this investment product. It is not marketing material. The information is required by law to help you understand the nature, risks, costs, potential gains and losses of this product and to help you compare it with other products.

Product

Name of Fund: **L&G Clean Water UCITS ETF**

Share class name: **USD Accumulating ETF**

Manufacturer name: LGIM Managers (Europe) Limited, part of the Legal & General Group

Share class ISIN: IE00BK5BC891

This PRIIP is authorised in Ireland

Website: www.lgim.com

Telephone: +44 (0) 203 124 3277

Regulator: Central Bank of Ireland

Production date: 2024-02-14

What is this product?

Type: This investment fund is a sub-Fund of Legal & General UCITS ETF Plc (the "**Company**"), an umbrella investment company with variable capital and segregated liability between Funds. The Fund is authorised in Ireland and regulated by the Central Bank of Ireland.

Term: There is no fixed maturity date.

Objectives: The Fund is a passively managed exchange traded Fund that aims to track the performance of the Solactive Clean Water Index NTR (the "**Index**"), subject to the deduction of the ongoing charges and other costs associated with operating the Fund.

The Fund has a sustainable investment objective as it invests in companies which (i) contribute to environmental objectives, (ii) do not significantly harm any environmental or social objectives, and (iii) follow good governance practices.

Shares in this Share Class (the "**Shares**") are denominated in USD and can be bought and sold on stock exchanges by ordinary investors using an intermediary (e.g. a stockbroker). In normal circumstances, only Authorised Participants may buy and sell Shares directly with the Company. Authorised Participants may redeem their Shares on demand in accordance with the "Dealing Timetable" published on <http://www.lgim.com>.

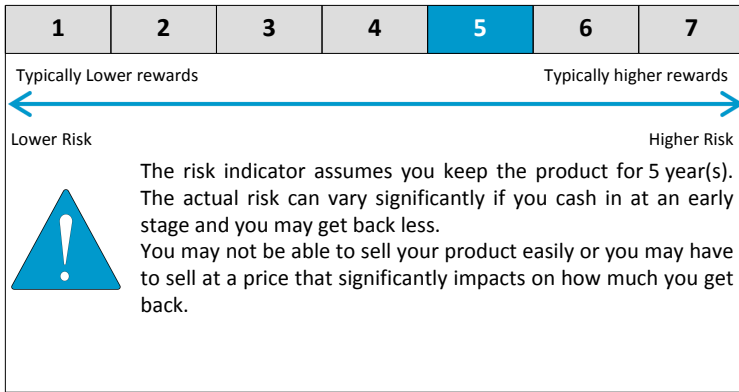
The index is comprised of companies which are publically traded on various stock exchanges around the world that have expertise in providing certain services in areas such as, but not limited to, "technology", "digital", "utility", and/or "engineering" for the global clean water industry (the "Water Related Services") and derive a certain proportion of revenues from the provision of Water Related Services. A company is only eligible for inclusion in the Index if it is of a sufficient size (determined by reference to the total market value of its shares) and it is sufficiently "liquid" (a measure of how actively its shares are traded on a daily basis). The universe of companies out of which the Index selection is made is refreshed annually in March. All constituents of the Index are equally weighted within the Index subject to certain liquidity adjustments made to ensure that less liquid securities are not overly represented in the Index. The Index will exclude companies which are constituents of the ESG Exclusions Index, namely companies that (i) have severe controversies, (ii) are persistent violators of the UN Global Compact, and/or (iii) are involved, to a certain degree, in harmful activities as determined in the Index Methodology available at: www.solactive.com.

The Fund will primarily invest directly in the securities represented in the Index in similar proportions to their weightings in the Index. The fund may also invest in (1) companies that are not constituents of the Index that have similar risk and performance characteristics to the companies contained in the Index and (2) financial derivative instruments ("FDIs") (i.e. investments the prices of which are based on the companies contained in the Index and/or such other companies). Adjustments to the Fund's portfolio, including as a result of a reconstitution of the Index, will incur transaction costs.

This Share Class does not intend to pay dividends. Any income which may result from the Fund's investments will be re-invested into the Fund. The depositary of the Fund is the Bank of New York Mellon SA/NV, Dublin Branch. Further information about the Fund and the share class can be obtained from the Company's prospectus and the annual and semi-annual reports, which are available, in addition to the latest prices for the share class and details of any other share classes, free of charge at: www.lgim.com.

Intended retail investor: The Fund is designed for investors looking to grow their money in an investment which can form part of their existing savings portfolio. Although investors can take their money out at any time, the Fund may not be appropriate for those who plan to withdraw their money within five years. The Fund is not designed for investors who cannot afford more than a minimal loss of their investment.

What is the risk and what could I get in return?



The summary risk indicator is a guide to the level of risk of this product compared to other products. It shows how likely it is that the product will lose money because of movements in the markets or because we are not able to pay you.

We have classified this product as class 5 out of 7, which is a medium-high risk class.

The Fund is subject to the risks associated with technology-focused companies that are particularly vulnerable to rapid developments in technology (which may leave their products out-of-date), government regulation and competition which could negatively affect their value.

The value of the Fund may be affected by risks not in the SRI, including failure of a counterparty, custodian, issuer or index provider and derivative use.

This product does not include any protection from future market performance so you could lose some or all of your investment.

Be aware of currency risk. You may receive payments in a different currency, so the final return you will get depend on the exchange rate between the two currencies. This risk is not considered in the indicator shown above.

The Fund is not covered by an investor compensation scheme.

Performance scenarios

Investment USD 10,000.00			
Scenarios		1 year	5 years (Recommended holding period)
Minimum	There is no minimum guaranteed return. You could lose some or all of your investment.		
Stress scenario*	What you might get back after costs	1,170.00 USD	900.00 USD
	Average return each year	-88.3%	-38.3%
Unfavourable scenario**	What you might get back after costs	7,660.00 USD	9,230.00 USD
	Average return each year	-23.4%	-1.6%
Moderate scenario***	What you might get back after costs	10,890.00 USD	17,540.00 USD
	Average return each year	8.9%	11.9%
Favourable scenario****	What you might get back after costs	16,590.00 USD	25,300.00 USD
	Average return each year	65.9%	20.4%

* The Stress scenario shows what you might get back in extreme market circumstances.

** The Unfavourable scenario was simulated based on the appropriate benchmark used for an investment between 12-2021 and 11-2023.

*** The Moderate scenario was simulated based on the appropriate benchmark used for an investment between 07-2014 and 07-2019.

**** The Favourable scenario was simulated based on the appropriate benchmark used for an investment between 02-2016 and 02-2021.

This table shows the money you could get back over the next 5 year(s), under different scenarios, assuming that you invest 10,000.00 USD.

The unfavourable, moderate, and favourable scenarios shown are illustrations using the worst, average, and best performance of the product with input from benchmark(s)/proxy over the last 10 years. Markets could develop very differently in the future.

The figures shown include all the costs of the product itself, but may not include all the costs that you pay to your advisor or distributor. The figures do not take into account your personal tax situation, which may also affect how much you get back.

Market developments in the future cannot be accurately predicted. The scenarios shown are only an indication of some of the possible outcomes based on recent returns. Actual returns could be lower.

What happens if LGIM Managers (Europe) Limited is unable to pay out?

If LGIM Managers (Europe) Limited defaults, investors in the Fund would not face any financial losses. However, the value of an investment and any income taken from it is not guaranteed and can go down as well as up, you may not get back the amount you originally invested. The fund is not covered by an investor compensation scheme.

What are the costs?

The Reduction in Yield (RIY) shows what impact the total costs you pay will have on the investment return you might get. The total costs take into account one-off, ongoing and incidental costs.

The amounts shown here are the cumulative costs of the product itself, for the holding period(s). They include potential early exit penalties. The figures assume you invest 10,000.00 USD. The figures are estimates and may change in the future.

Costs over time

The tables show the amounts that are taken from your investment to cover different types of costs. These amounts depend on how much you invest and how long you hold the product. The amounts shown here are illustrations based on an example investment amount and different possible investment periods.

We may share part of the costs with the person selling you the product to cover the services they provide to you. They will inform you of the amount.

These figures include the maximum distribution fee that the person selling you the product may charge. This person will inform you of the actual distribution fee.

We have assumed:

- In the first year you would get back the amount that you invested (0 % annual return). For the other holding periods we have assumed the product performs as shown in the moderate scenario.
- USD 10,000.00 is invested.

Investment USD 10,000.00	If you cash in after 1 year	If you cash in after 5 years
Total costs	58.00 USD	519.00 USD
Impact on return (RIY) per year (*)	0.58%	0.65%

(*) This illustrates how costs reduce your return each year over the holding period. For example, it shows that if you exit at the recommended holding period your average return per year is projected to be 12.54% before costs and 11.89% after costs.

Composition of costs

The table below shows:

- The impact each year of the different types of costs on the investment return you might get at the end of the recommended holding period.
- What the different cost categories mean.

One-off costs upon entry or exit		If you exit after 1 year
Entry costs	0.00% There is no entry fee for this product.	0.00 USD
Exit costs	0.00% There is no exit fee for this product.	0.00 USD
Ongoing costs taken each year		
Management fees and other administrative or operating costs	0.49% of the value of your investment per year.	48.86 USD
Transaction costs	0.09% of the value of your investment per year. This is an estimate of the costs incurred when we buy and sell the underlying investments for the product. The actual amount will vary depending on how much we buy and sell.	9.24 USD
Incidental costs taken under specific conditions		
Performance fees and carried interest	0.00% There is no performance fee for this product.	0.00 USD

How long should I hold it and can I take my money out early?

An investor can hold their investment for any time period but 5 year(s) is recommended.

The recommended holding period of 5 years has been selected for illustrative purposes only. Investments should be seen as long-term investments however there is no minimum (or maximum) holding period for the Shares. The Shares can be sold by ordinary investors using an intermediary (e.g. a stockbroker) when the markets on which they trade are open. An intermediary is likely to apply a commission to purchases and sales.

The above mentioned period has been defined in accordance to the product characteristics.

How can I complain?

Complaints can be made in writing to LGIM Managers (Europe) Ltd, 70 Sir John Rogerson's Quay, Dublin 2, DO2 R296, Ireland or by submitting your complaint via the contact us section of the website <https://www.legalandgeneral.com/contact-us/> or by email to complaints@lgim.com.

Other relevant information

Further information about the Fund including 3 years of past performance history and previous performance scenarios required under PRIIPs regulation can be found at www.lgim.com. Past performance is not a guide to future performance and future returns could be significantly worse than shown. This Key Investor Document is updated at least every 12 months. If you are in any doubt about the action you should take, you should seek independent financial advice.

Key Investor Information

This document provides you with key investor information about this fund. It is not marketing material. The information is required by law to help you understand the nature and the risks of investing in this fund. You are advised to read it so you can make an informed decision about whether to invest.

Legal & General MSCI World Socially Responsible Investment (SRI) Index Fund Unit Class I GBP Accumulation - ISIN: GB00B0CNH940

The authorised fund manager of the Fund is Legal & General (Unit Trust Managers) Limited (the "Manager").

OBJECTIVES AND INVESTMENT POLICY

- The objective of the Fund is to track the performance of the MSCI World SRI Index, the "Benchmark Index" on a net total return basis before fees and expenses are applied. Fund performance may differ from the Benchmark Index due to the deduction of fees and expenses and the impact of any tracking error factors.
- The Fund replicates the Benchmark Index as closely as possible by holding all, or substantially all, of its constituents in a similar proportion to their weightings in the Benchmark Index.
- The Benchmark Index is comprised of shares in large and middle capitalisation shares in companies across various developed markets and it is constructed with an aim to represent the performance of companies that are consistent with specific norms-based (screening against minimum standards of business practice based on international norms), sector based, and/or values-based exclusions, climate change-based criteria and that have high environmental, social and governance ("ESG") ratings relative to their sector peers.
- The Fund will generally hold assets directly but can use depositary receipts (such as American depositary receipts and global depositary receipts) to gain exposure such as when the direct asset cannot be held or is not available.
- The Fund may also invest in shares in companies which are reasonably expected to become part of the Benchmark Index in the near future or are an alternative to a constituent of the Benchmark Index, money market instruments (such as treasury bills), depositary receipts, cash, deposits and collective investment schemes including those managed or operated by the Manager or an associate of the Manager.
- The Benchmark Index provider excludes certain companies, as set out in their methodology, including companies involved in nuclear power, tobacco, alcohol, gambling, conventional and controversial weapons, civilian firearms, genetically modified organisms, thermal coal power, fossil fuel reserves ownership, fossil fuel extraction and adult entertainment. Further information about the full Controversial Business Involvement criteria used by the Benchmark Index provider and the thresholds applied can be found on MSCI's website: <https://www.msci.com/index/methodology/latest/SRI>
- The Benchmark Index provider is also designed to select the top 25% of companies across sectors and industries according to their MSCI ESG Ratings. ESG scores are translated into 'AAA' to 'CCC' scale, indicating a company's exposure to industry material ESG issues and their ability to manage those issues relative to industry peers. A rating of 'AAA' for example

represents a company that is a leader in its industry managing the most significant ESG issues and opportunities. A rating of 'CCC' comparatively represents a company lagging behind its industry peers, based on its high exposure, and failure to manage significant ESG issues.

- ESG issues vary by sector but consist of, amongst other things, carbon emissions, health and safety, business ethics and biodiversity. Further information about MSCI's ESG Ratings is available at: <https://www.msci.com/sustainable-investing/esg-ratings> A Summary of the index methodology is available on: <https://www.msci.com/msci-sri-indexes>
- The Fund does not apply a UK sustainability investment label in accordance with the FCA's Sustainability Disclosure Requirements.
- The Fund's Consumer Facing Disclosure, a document which includes details of the key sustainability characteristics and the sustainability metrics for the Fund, can be found on the Manager's website from 2 December 2024.
- The Fund may use derivatives (financial contracts which have a value linked to the price of another financial asset (such as a share, bond or currency) or a market index) in order to:
 - reduce risk or cost; or
 - generate additional capital or income with no, or an acceptably low, level of risk (known as "efficient portfolio management").

Other information:

- The Fund is passively managed as it tracks the Benchmark Index.
- Your units will be accumulation units. Income from the Fund's investments (dividends) will be reinvested back into the value of your units.
- You can buy or sell units in this Fund on any business day. You need to contact us with your instruction before 3pm. This is the time we calculate unit prices for this Fund. If you contact us after 3pm, the units will be bought or sold at the next business day's price.
- The Fund's base currency is denominated in GBP.
- This Fund may be suitable for investors looking to invest in Global company shares that confirm to a range of Ethical and Environmental guidelines.
- Although investors can take their money out at any time, this Fund may not be appropriate for those who plan to withdraw their money within five years.
- This Fund is not designed for investors who cannot afford more than a minimal loss of their investment.
- If you do not understand this document we recommend you seek additional information to help you decide if this Fund is right for you.

RISK AND REWARD PROFILE



1	2	3	4	5	6	7
---	---	---	---	---	---	---

- The Risk and Reward Indicator table demonstrates where the Fund ranks in terms of its potential risk and reward. The higher the rank the greater the potential reward but the greater the risk of losing money. It is not guaranteed to remain the same and may change over time. It is based on historical data and may not be a reliable indication of the future risk profile of the Fund. The shaded area in the table above shows the Fund's ranking on the Risk and Reward Indicator.
- The Fund is in category 6 because it invests in company shares which are sensitive to variations in the stock market. The value of company shares can change substantially over short periods of time. Company shares are generally considered to be higher risk investments than bonds or cash.
- Even a fund in the lowest category is not a risk free investment.
- The value of your investment may fall as well as rise and is not guaranteed.

You might get back less than you invest.

Further information on the risks of investing in this fund is contained in the Prospectus available at www.legalandgeneral.com/reports.

The risk and reward indicator may not take account of the following risks of investing in the Fund:

- The Fund has a sustainability and/or ESG focus in its investment process which may i) limit the Fund's exposure to or exclude certain companies, industries or sectors ii) impact the Fund's investment performance compared to other funds that do not apply such criteria and, iii) differ from an investor's own sustainability and/or ESG criteria.
- The Fund may have underlying investments that are valued in currencies that are different from GBP. Exchange rate fluctuations will impact the value of your investment. Currency hedging techniques may be applied to reduce this impact but may not entirely eliminate it.
- Derivatives are highly sensitive to changes in the value of the asset on which they are based and can increase the size of losses and gains.
- The Fund could lose money if any institutions providing services such as acting as counterparty to derivatives or other instruments, becomes unwilling or unable to meet its obligations to the Fund.



CHARGES

The charges you pay are used to pay the costs of running the Fund, including the costs of marketing and distributing it. These charges reduce the potential return from your investment.

One-off charges taken before or after you invest

Entry charge	0.00%
Exit charge	0.00%

This is the maximum that might be taken out of your money before it is invested.

The price for buying and selling units is subject to a Dilution Adjustment See opposite.

Charges taken from the fund over each year

Ongoing charge	0.25%
----------------	-------

Charges taken from the fund under certain specific conditions

Performance fee	None
-----------------	------

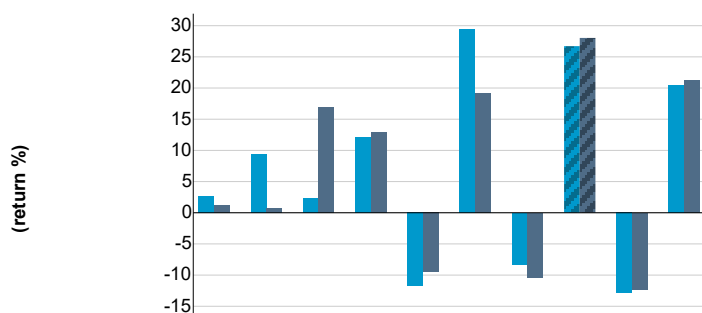
- There are no entry or exit charges.
- The ongoing charges figure is based on the latest available expenses at December 2023. This figure may vary from year to year.
- This Fund's ongoing charges include any charges made by any other funds it may invest in. They exclude portfolio transaction costs.
- The ongoing charges are taken from the Income of the Fund.

Other costs:

- **Dilution adjustment:** On any day, the prices for buying or selling units in this Fund are the same. The Fund manager calculates a single price for this Fund based on the mid-point between the buying and selling prices of the Fund's assets. In certain circumstances, the Fund manager can adjust this price to account for whether there is more money going into or coming out of the Fund. This is called a 'dilution adjustment'.
- This can vary but as an example for this Fund we estimate 0.09% for purchases and 0.05% for sales at 31 December 2023. The amount of the dilution adjustment may differ in future.

For more information about charges and costs, please see the charges and expenses section in the Fund's Prospectus, or visit our website at www.legalandgeneral.com/chargesandfees.

PAST PERFORMANCE



	2014	2015	2016	2017	2018	2019	2020	2021	2022	2023
Fund	2.6	9.3	2.4	12.1	-11.7	29.4	-8.3	26.7	-12.9	20.5
Index	1.2	0.7	16.9	12.9	-9.5	19.2	-10.4	28.0	-12.3	21.2

*Performance prior to this point achieved under circumstances that no longer apply

- Past performance is not a guide to future performance.
- The figures for the Fund take into account the ongoing charges and assume income (after any tax) is reinvested.
- The performance has been calculated in GBP.
- The Fund may not replicate the performance of the Benchmark Index perfectly due to tracking errors such as expenses, tax and transaction costs incurred by the Fund, which are not included in the Index.
- The annual return is for a 12 month period ending 31 December.
- The Fund launched in 1999.
- This unit class launched in 2005.
- On 28 January 2021*, the Fund changed its name (from "Legal & General Ethical Trust") and its valuation point changed from a 12 noon valuation to a 3:00p.m. valuation. On the same date, the Fund changed its Index. Prior to this date past performance is shown against the FTSE 350 Index.

PRACTICAL INFORMATION

- The trustee and depositary is Northern Trust Investor Services Limited.
- You can obtain further information about the Fund including copies of its prospectus and the latest annual and semi-annual reports at www.legalandgeneral.com/reports. Paper copies of these documents are also available free of charge in English from Legal & General Investments, PO Box 6080, Wolverhampton WV1 9RB.
- Investors can get other practical information, including the latest prices, dilution adjustment and details of any other unit classes that are available, by calling us on **0370 050 0955** Monday to Friday between 9:00a.m. to 5:00p.m. Call charges will vary.
- This Fund is subject to the tax legislation of the United Kingdom, which may have an impact on each investor's personal tax position.
- Legal & General (Unit Trust Managers) Limited may be held liable solely on the basis of any statement contained in this document that is misleading, inaccurate or inconsistent with the relevant parts of the Prospectus for the Fund.
- Details of our Remuneration Policy including our Remuneration Committee and how remuneration and benefits are calculated can be accessed from www.lgim.com/remuneration. A paper copy is also available free of charge upon request.

This document provides you with key investor information about this Fund. It is not marketing material. The information is required by law to help you understand the nature and the risks of investing in this Fund. You are advised to read it so you can make an informed decision about whether to invest.

Liontrust Sustainable Future Corporate Bond Fund is a sub-fund of the Liontrust Sustainable Future ICVC and categorised as a UCITS scheme. This document is based upon the 2 Inc class (ISIN: GB0030029069). This Fund is managed by Liontrust Fund Partners LLP, a subsidiary of Liontrust Asset Management PLC.

Objective

- The Fund aims to deliver income with capital growth over the long term (5 years or more) through investment in sustainable securities.

Policy

- The Fund is considered to be actively managed in reference to the benchmark(s) in the performance table by virtue of the fact that it uses the benchmark(s) for performance comparison purposes. The benchmark(s) are not used to define the portfolio composition of the Fund and the Fund may be wholly invested in securities which are not constituents of the benchmark.
- The Fund will invest a minimum of 80% of its assets in investment grade corporate bonds that are sterling denominated or hedged back to sterling. All investments will be expected to conform to our social and environmental criteria as set out on the Liontrust website (liontrust.co.uk).
- The Fund will seek to achieve the investment objective through investment in securities that provide or produce sustainable products and services as well as having a progressive approach to the management of environmental, social and governance ("ESG") issues.
- The Fund may also invest in government bonds, collective investment schemes (up to 10% of Fund assets), sub-investment grade bonds, other fixed income securities, money market instruments, warrants, cash and deposits.
- The Fund is permitted to use derivatives for the purposes of efficient portfolio management and for investment purposes.

Recommendation

- This Fund may not be appropriate for investors who plan to withdraw their money within 5 years.

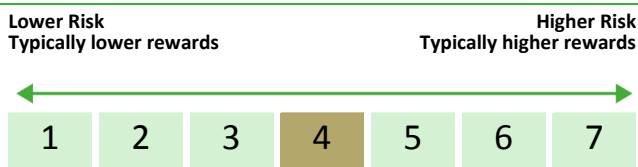
How to buy

- You may buy or sell shares on a daily basis (but not weekends or Bank Holidays). Orders must be received by 11:59am for execution at 12:00 midday valuation point on the same day. Further details can be found at www.liontrust.co.uk.

Investment process

- Macroeconomic analysis is used to determine the managers' top down view of the world and this helps shape all aspects of portfolio construction and appetite for risk. After this, the managers aim to focus on high-quality issuers and believe this can reduce bond specific risk. Their assessment of quality is a distinctive part of their process, in which they combine traditional credit analysis with a detailed sustainability assessment based on their proprietary model.
- The fund managers assess individual bonds for whether they believe the bonds offer attractive long-term returns and for absolute and relative valuations. There is no point in investing in a bond merely because it is cheap relative to others in the sector if the fund managers believe the total returns are not attractive to the end investor.
- The fund managers seek the best value bonds issued by high-quality issuers across the capital structure, along the maturity curve and that have been issued in the primary credit markets (UK, US and Europe).

Risk and reward profile



- This Synthetic Risk and Reward Indicator (SRRI) is based on historical data and may not be relied upon to gauge the future risk profile of the Fund.
- The SRRI shown is not guaranteed to remain the same and may shift over time.
- The lowest category (1) does not mean 'risk free'.
- The Fund's risk and reward category has been calculated using the methodology set by the European Commission. It is based upon the rate by which the Fund or a representative fund or index's value has moved up and down in the past.
- The Fund invests in investment grade corporate bonds that are sterling denominated or hedged back to sterling. The Fund may also invest in other eligible asset classes as detailed within the prospectus.
- All investments will be expected to conform to our social and environmental criteria.
- The Fund is categorised 4 primarily for its exposure to a diversified portfolio of bonds along with a number of derivative positions.
- The SRRI may not fully take into account the following risks:
 - overseas investments may carry a higher currency risk. They are valued by reference to their local currency which may move up or down when compared to the currency of the Fund.
 - Bonds are affected by changes in interest rates and their value and the income they generate can rise or fall as a result;
 - the creditworthiness of a bond issuer may also affect that bond's value. Bonds that produce a higher level of income usually also carry greater risk as such bond issuers may have difficulty in paying their debts. The value of a bond would be significantly affected if the issuer either refused to pay or was unable to pay.
- The Fund may, under certain circumstances, invest in derivatives, but it is not intended that their use will materially affect volatility. Derivatives are used to protect against currencies, credit and interest rate moves or for investment purposes. There is a risk that losses could be made on derivative positions or that the counterparties could fail to complete on transactions. The use of derivatives may create leverage or gearing resulting in potentially greater volatility or fluctuations in the net asset value of the Fund. A relatively small movement in the value of a derivative's underlying investment may have a larger impact, positive or negative, on the value of a fund than if the underlying investment was held instead. The use of derivative contracts may help us to control Fund volatility in both up and down markets by hedging against the general market.
- The Fund uses derivative instruments that may result in higher cash levels. Outside of normal conditions, the Fund may choose to hold higher levels of cash. Cash may be deposited with several credit counterparties (e.g. international banks) or in shortdated bonds. A credit risk arises should one or more of these counterparties be unable to return the deposited cash.
- There is no guarantee that a total return will be generated over a three year time period or within another time period.
- The Fund may have both Hedged and Unhedged share classes available. The Hedged share classes use forward foreign exchange contracts to protect returns in the base currency of the Fund.
- The Fund may encounter liquidity constraints from time to time. Participation rates on advertised volumes could fall reflecting the less liquid nature of the current market conditions.
- Counterparty Risk: any derivative contract, including FX hedging, may be at risk if the counterparty fails.
- ESG Risk: there may be limitations to the availability, completeness or accuracy of ESG information from third-party providers, or inconsistencies in the consideration of ESG factors across different third party data providers, given the evolving nature of ESG.

SUSTAINABLE FUTURE CORPORATE BOND FUND

- For full details of the Fund's risks, please see the prospectus which may be obtained from Liontrust (address overleaf) or online at www.liontrust.co.uk.

Charges for this fund

- The charges you pay are used to pay the costs of running the Fund, including the costs of marketing and distributing it. These charges reduce the potential growth of your investment.

One-off charges taken before or after you invest	
Entry charge	None
Exit charge	None

- This is the maximum that might be taken out of your money before it is invested.

Charges taken from the Fund over the year	
Ongoing charges	0.56%

Charges taken from the Fund under certain specific circumstances	
Performance fee	None

- The entry and exit charges shown are maximum figures. In some cases you might pay less – you can find this out from your financial adviser or fund platform if you are not using a financial adviser.

- The ongoing charges figure is based on expenses as at 31 December 2023. This figure may vary from year to year. It excludes:
 - portfolio transaction costs, except in the case of an entry/exit charge paid by the UCITS when buying or selling units/shares in another collective investment undertaking.

- For more information about charges and what is included in each charge, please see the Fund's prospectus, which is available electronically at www.liontrust.co.uk or visit the costs and charges page on our website at www.liontrust.co.uk/cost-and-charges.

Past performance

- Past performance does not predict future returns. It has been calculated on the basis that any distributable income of the Fund has been reinvested. The past performance shown in the chart takes into account all charges except entry and exit charges.

- The Fund launch date is 19 February 2001.
- The 2 Inc share class launch date is 19 February 2001.
- The base currency of the Fund is pounds sterling.



	2014	2015	2016	2017	2018	2019	2020	2021	2022	2023
Liontrust Sustainable Future Corporate Bond 2 Inc	9.8	0.5	10.5	7.2	-3.6	11.8	7.0	-2.0	-19.1	13.0
IA Sterling Corporate Bond	9.8	-0.3	9.1	5.1	-2.2	9.5	7.8	-1.9	-16.1	9.4
IBOXX GBP Corporate All Maturities	12.3	0.6	11.8	5.0	-2.2	11.0	8.6	-3.2	-18.4	9.7

Practical information

Authorisation	This Fund is authorised in the UK and regulated by the Financial Conduct Authority.
Depository	Bank of New York Mellon (International) Ltd.
Investment Adviser	Liontrust Investment Partners LLP.
Further information	Copies of the prospectus and the latest annual and half-yearly reports, which are the primary source of additional information, are available, without charge, from Liontrust Fund Partners LLP, 2 Savoy Court, London, WC2R 0EZ. They are also available electronically at www.liontrust.co.uk .
Taxation	UK tax legislation may have an impact upon your own personal tax position.
Fund prices and other information	The Fund's last published price is available from Liontrust Fund Partners LLP at www.liontrust.co.uk or by writing to us at 2 Savoy Court, London, WC2R 0EZ or by telephoning 0344 892 0349 during business hours (9.00am – 5.00pm).
Remuneration	Information on the current remuneration policy of the Fund, including a description of how remuneration and benefits are calculated and the identity of persons responsible for awarding the remuneration and benefits, is available at www.liontrust.co.uk . A paper copy of this information is available free of charge upon request from Liontrust Fund Partners LLP at 2 Savoy Court, London, WC2R 0EZ.

This document provides you with key investor information about this fund. It is not marketing material. The information is required by law to help you understand the nature and the risks of investing in this fund. You are advised to read it so you can make an informed decision about whether to invest.

Rathbone Ethical Bond Fund (I Acc)

Fund Manager: Rathbones Asset Management Limited
I Acc ISIN GBOOB77DQT14

Objectives and investment policy

We aim to deliver a greater total return than the Investment Association (IA) Sterling Corporate Bond sector, after fees, over any rolling five-year period. Total return means the return we receive from the value of our investments increasing (capital growth) plus the income we receive from our investments (interest payments). We use the IA Sterling Corporate Bond sector as a target for our fund's return because we aim to achieve a better return than the average of funds that are similar to ours. There is no guarantee that this investment objective will be achieved over five years, or any other time period. The fund aims to promote positive environmental and/or social outcomes alongside its financial return objectives. The fund invests in and actively engages with a portfolio of assets that either contribute to, or have the potential to contribute to, at least one of these goals for a more sustainable world: Decent work, habitats and ecosystems, inclusive economies, resilient institutions, energy and climate, health and wellbeing, innovation and infrastructure, resource efficiency.

We aim to deliver a greater total return than the Investment Association (IA) Sterling Corporate Bond sector, after fees, over any rolling five-year period. Total return means the return we receive from the value of our investments increasing (capital growth) plus the income we receive from our investments (interest payments). We use the IA Sterling Corporate Bond sector as a target for our fund's return because we aim to achieve a better return than the average of funds that are similar to ours. There is no guarantee that this investment objective will be achieved over five years, or any other time period.

We will invest at least 80% of our fund in corporate bonds with an investment grade rating (AAA to BBB-), based on the average of the three largest rating agencies (Standard & Poor's, Moody's and Fitch). We can invest up to 20% of our fund in corporate bonds with a credit rating below BBB- or with no rating at all. Up to 10% of the fund can be invested directly in contingent convertible bonds. These specialist bonds, typically issued by banks and insurers, are forcibly replaced with shares if the issuer experiences heavy losses. At least 80% of the portfolio will be invested in sterling bonds or in overseas assets whose value we have hedged back to

sterling. Hedging means we buy a financial instrument to swap the value of these assets into sterling to protect our investment from changes in the price of foreign currencies.

Our fund's ethical and sustainability criteria are applied by Rathbone Greenbank Investments, an ethical research division of our company, which cannot be influenced by our fund managers. Companies are assessed against positive and negative social and environmental criteria. For us to invest in a company, it must satisfy at least one of the following: strong employment practices, sustainable environmental practices or community engagement and commitment to human rights. We do not invest in companies engaged in the following:

- Alcohol manufacturing
- Carbon-intensive industries
- Human rights abuses
- Alcohol retail
- Poor employment practices
- Nuclear power
- Animal welfare violations
- Polluting the environment
- Pornography
- Armaments
- Gambling
- Tobacco manufacturing

Our fund is designed for investors with a basic knowledge of bonds who seek income and growth. You should intend to invest for longer than five years, understand the risks of our fund and have the ability to bear a capital loss. You can buy and sell units on each business day of the fund between 9am and 5pm.

Any income arising in relation to this unit class will be accumulated (i.e. automatically reinvested and reflected in the price of the shares).

We actively manage our fund, which means we can choose what we invest in as long as it's in line with the investment objective and policy. Because of this, our fund's performance can diverge significantly from its benchmarks over shorter periods of time and therefore isn't appropriate for investors who plan to withdraw their money within 5 years.

Risk and reward profile



Typically lower rewards,
Lower risk

Typically higher rewards,
Higher risk

These numbers rate how the Fund may perform and the risk of losing some or all of your investment. In general the potential for higher returns also implies a higher level of risk.

This indicator is a measure of the fund's past volatility (the extent and rapidity of up-and-down movements of the value of an investment). It may not be a reliable indication of the fund's future risk. The risk category shown is not a target or a guarantee and may change over time.

The risk category is calculated using historical data and may not be a reliable indicator of the Fund's future risk profile. The risk category shown is not guaranteed and may change over time.

However, the lowest category (1) does not mean a risk free investment.

During unusual market conditions, the risks normally experienced by the fund may increase significantly, and in addition, the fund may be subject to the following risks:

Credit risk: Bonds that we own can become more or less creditworthy and will fluctuate in value resulting in gains or losses. Bonds that we own may fail to meet their legal obligations, such as missing an interest payment. This is known as a 'default' and will result in a loss.

Interest Rate Risk: Most bonds pay us a fixed amount over an agreed

period of time. If interest rates rise these bonds become less valuable and we may be locked into an unfavourable investment. If interest rates fall these bonds become more valuable.

Counterparty risk: A company that we deal with may renege on its obligations, costing you money.

Liquidity risk: Some assets become hard to sell at their expected price, especially in times of market stress. This could mean we have to sell assets below their expected price resulting in a loss. In extreme circumstances, we may suspend the fund to protect your investment, resulting in you being unable to access your money.

Sustainability Risk: Returns could deviate from the market or funds that don't promote environmental or social characteristics, or that don't avoid investments/sectors e.g., oil, tobacco.

Management risk: People make the investment decisions for our fund. If they make unfavourable decisions, you could lose money.

Operational risk: We rely on complex systems to ensure that trades are completed, our fund's assets are accounted for and that you can buy or sell our fund. If our systems fail, you could be inconvenienced or lose money.

Derivatives risk: Sometimes we use financial contracts, such as structured products and currency hedging, to reduce risk. There is a chance that these derivatives won't work in the way we intended, which could result in unexpected gains or losses

The risk indicator for this fund reflects the following:

- The emphasis on income helps the manager to maintain a moderate risk profile for the fund.

Charges

One-off charges taken before or after you invest

Entry Charge	0.00%
--------------	-------

Exit Charge	0.00%
-------------	-------

This is the maximum that might be taken out of your money before it is invested or before the proceeds of your investment are paid out.

Charges taken from the fund over a year

Ongoing Charges	0.67%
-----------------	-------

Charges taken from the Sub-Fund under certain specific conditions.

Performance Fee	None
-----------------	------

The Fund does not charge entry or exit charges.

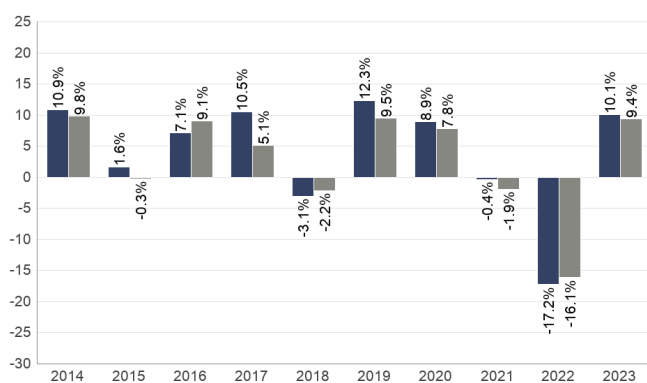
For more information about charges, please see the "Charges" section of the fund's Prospectus, available by calling the Information Line or emailing RAM@Rathbones.com.

The charges you pay are used to pay for the costs of running the Fund, including the costs of managing and distributing it. These charges reduce the potential growth of your investment. The fund manager receives an annual fee, which is included in the ongoing charges shown. Ongoing charges are the same for all investors in the same class. The charges shown are based on actual fees and expenses. The ongoing charges figure excludes portfolio transaction costs.

The value of investments in the fund and the income from them may go down as well as up and you may not get back your original investment when you sell your units.

Past performance

■ Rathbone Ethical Bond Fund (I Acc)
■ IA Sterling Corporate Bond Sector



Practical information

Depository: NatWest Trustee and Depository Services

Tax: Investors should note that the tax legislation that applies to the fund may have an impact on the personal tax position of their investment in the fund. Contact your adviser to discuss tax treatment and the suitability of this investment.

Additional information: This Key Investor Information Document (KIID) may not contain all the information you need. For additional information on the fund (including the Supplementary Information Document), and on other funds, or to obtain a free copy of the fund's Prospectus or the annual and semi-annual unit holder reports, call the Information Line or write to the registered office, at the address below. The Prospectus and unit holder reports are in English.

For fund performance and most recent unit price, go to www.rathbonesam.com.

The up-to-date remuneration policy of the fund manager, including, but not limited to, a description of how remuneration and benefits are calculated, the identity of persons responsible for awarding the

The performance of this Class is calculated in GBP

This share class launched on 01 March 2012.

The Fund launched on 14 May 2002.

Past performance should not be seen as an indication of future performance. Basis of performance: Price performance based upon mid to mid price. Past performance is reported on a full calendar year basis.

remuneration and benefits, including the composition of the remuneration committee, is available free of charge upon request at the fund manager's registered office. A summary thereof is available on <https://www.rathbonesam.com/remuneration-policy>.

Notices: Rathbones Asset Management Limited may be held liable solely on the basis of any statement contained in this document that is misleading, inaccurate or inconsistent with the relevant parts of the Prospectus for the fund. The assets of each of our funds are segregated, meaning that each fund is insulated from any losses or claims associated with other funds.

Address: Rathbones Asset Management Limited, 30 Gresham Street, London, EC2V 7QN

Information line: 02073990399

Telephone: 02073990000

Facsimile: 02073990057

Email: RAM@Rathbones.com

Website: www.rathbonesam.com

A member of the Rathbones Group. Registered No.2376568

This document provides you with key investor information about this fund. It is not marketing material. The information is required by law to help you understand the nature and the risks of investing in this fund. You are advised to read it so you can make an informed decision about whether to invest.

Royal London Short-Term Money Market Fund (Accumulation - Class Y Shares)

A sub-fund of Royal London Bond Funds ICVC ISIN: GB00B8XYYQ86
Managed by Royal London Unit Trust Managers Limited

Objectives and investment policy

Objective The Fund's investment objective is to preserve capital and provide an income over rolling 12-month periods by predominantly investing (at least 80% of its assets) in cash and cash equivalents.

Policy The Fund is actively managed, meaning that the manager will use their expertise to select investments to meet the objective.

At least 80% of the Fund will be invested in eligible instruments as permitted by the Money Market Funds Regulation. These will include cash, time deposits, certificates of deposit, commercial paper, floating-rate notes, and short-dated government bonds.

The Fund may also make use of reverse repurchase agreements. The Fund may also hold a small amount of the portfolio in derivatives (investments that derive their value from another closely related underlying investment) for the purposes of efficient portfolio management.

Money market instruments will have a minimum rating of A-1, P-1 or F1 or long-term equivalent. Held assets will have 397 days or less to maturity. The weighted average maturity of the Fund will not exceed 60 days and the weighted average life will not exceed 120 days.

The Fund's holdings are also subject to predefined ethical criteria, which are reviewed on a quarterly basis. The Fund will not invest in the bonds or other securities of companies or other organisations that generate more than 10% of their turnover from either one or a combination of the following:

- 1) Armaments – The manufacture of armaments, nuclear weapons or associated strategic products
 - 2) Tobacco – The growing, processing or selling of tobacco products
 - 3) Fossil Fuels – the exploration, extraction and refining of oil, gas or coal
- The Fund's comparator benchmark is the Bank of England Sterling Overnight Interbank Average (SONIA). For the most appropriate comparison, this should be considered on a 'before the deduction of fees' basis. SONIA is the average overnight interest rate UK banks pay for unsecured transactions in sterling. It is considered to be an appropriate benchmark as it is a widely recognised approach to benchmarking short-term money market and fixed income funds.

Recommendation Investors who seek current income, protection of capital (but not guaranteed) or a short-term investment option.

Concepts to understand

Money market instruments Money-market instruments are short-term, liquid investments issued by public institutions or companies.

Rolling 12 month Period A rolling 12 month period is any period of twelve months, no matter which day you start on.

Reverse repurchase agreements Agreeing to sell a purchased security at a specified later date.

Efficient Portfolio Management A list of approved investment techniques, including the use of derivatives, used to protect against excessive risk, reduce cost or generate extra income or growth.

Ratings Credit-rating agencies rate bonds based on the likelihood of them defaulting and being unable to repay their debt.

You can buy and sell your shares on each working day, except public holidays, at 12:00 noon if you tell us before 12:00 noon that you want to do so. Instructions received after 12:00 noon will be processed at 12:00 noon on the following working day.

Other share classes may be available as described in the Prospectus. If this is an income share class, any income will be paid out to you. If this is an accumulation share class, any income will be reinvested in the Fund.

Risk and reward profile



Lower risk

Higher risk



Typically lower rewards

Typically higher rewards

The fund is shown in risk category 1 because its share price has shown a very low level of volatility historically.. The indicator has been calculated using historical data and may not be a reliable indication of the future risk profile of the Fund. As an investment, money market instruments are typically less volatile than bonds and shares.

The risk and reward indicator is not a measure of the expected rise or fall in capital but shows how sharply the Fund's share price has gone up and down historically.

A fund whose share price has experienced sharp or large increases or decreases will sit in a higher risk category, whereas a fund whose share price has experienced small or gradual increases or decreases will sit in a lower risk category.

The indicator is calculated using a standard methodology derived from EU rules.

The risk/reward indicator is an estimate and not a guarantee. Going forward, the Fund's actual volatility could be higher or lower, and its rated risk/reward profile could change. The lowest risk category does not mean the investment is risk free.

The risk indicator does not adequately capture the following risks, which are materially relevant to the Fund:

Investment Risk The value of investments and any income from them may go down as well as up and is not guaranteed. Investors may not get back the amount invested.

Credit Risk Should the issuer of a fixed income security become unable to make income or capital payments, or their rating is downgraded, the value of that investment will fall. Fixed income securities that have a lower credit rating can pay a higher level of income and have an increased risk of default.

EPM Techniques The Fund may engage in EPM techniques including holdings of derivative instruments. Whilst intended to reduce risk, the use of these instruments may expose the Fund to increased price volatility.

Interest Rate Risk Fixed interest securities are particularly affected by trends in interest rates and inflation. If interest rates go up, the value of capital may fall, and vice versa. Inflation will also decrease the real value of capital.

Counterparty Risk The insolvency of any institutions providing services such as safekeeping of assets or acting as counterparty to derivatives or other instruments, may expose the Fund to financial loss.

Inflation Risk Where the income yield is lower than the rate of inflation, the real value of your investment will reduce over time.

Money Market Fund Risks A Money Market Fund is not a guaranteed investment, and is different from an investment in deposits. The principal invested in the Fund is capable of fluctuation and the risk of loss of the principal is to be borne by the investor. The Fund does not rely on external support for guaranteeing the liquidity of the Fund or stabilising the NAV per share.

Charges

The charges you pay are used to pay the costs of running the Fund, including the costs of marketing and distributing the Fund. These charges reduce the potential growth of the investment.

One-off charges taken before or after you invest:

Entry charge	None
Exit charge	None

Charges taken from the fund over a year:

Ongoing charge	0.10%
----------------	-------

Charges taken from the fund under specific conditions:

Performance fee	None
-----------------	------

The entry and exit charge is the maximum that might be taken out of your money before it is invested or before the proceeds of your investment are paid out.

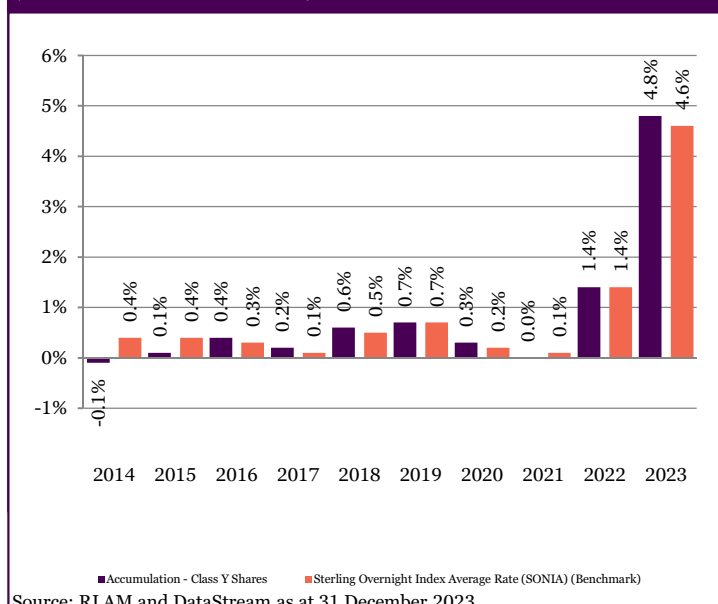
Ongoing charge is based on the Fund Management Fee (FMF), which is the periodic fee paid to the ACD to cover the expenses of the Fund. This figure does not include portfolio transaction costs. Ongoing charges are the same for all investors in the share class.

Past performance

The graph shows fund performance over the past 10 years where available. The figure for a given year shows how much the Fund increased or decreased in value during that year. These results reflect ongoing charges taken from the Fund, but do not reflect any entry charges you might have to pay.

The Fund was launched on 22 July 1999 as a unit trust and converted to an open-ended investment company (OEIC) on 30 April 2010. The share class was launched on 26 November 2012.

The Royal London Short-Term Money Market Fund
(Accumulation - Class Y Shares) *in GBP*



Past performance is not a guide to future performance and may not be repeated.

The chart shows performance in British Pounds after the ongoing charges and the portfolio transaction costs have been paid. Entry and exit charges are excluded from calculations of past performance. The past performance is calculated in British Pounds, with net dividends reinvested.

Practical information

Depository: HSBC Bank plc

Additional Information: This Key Investor Information Document (KIID) may not contain all the information you need. For additional information on this fund (including the Supplementary Information Document), on other share classes of this fund and on other funds, or to obtain a free copy of the Fund's Prospectus or the annual and semi-annual shareholder reports, call the information line or write to the registered office, details of which are below. Alternatively, visit www.rlam.com. The Prospectus and shareholder reports are in English.

This document describes one share class of the Fund. The Prospectus and annual and semi-annual shareholder reports are prepared for the entire fund across all share classes.

For fund performance and most recent share price, visit www.rlam.com.

Should you wish to switch share classes or funds, please see the "Switching" section of the Prospectus for details.

This Sub-Fund qualifies as a "Variable Net Asset Value Money Market Fund" in accordance with Regulation (EU) 2017/1131 of the European Parliament and of the Council of 14 June 2017 on Money Market Funds as may be amended or replaced from time to time and therefore will comply with these guidelines.

Tax: Investors should note that the tax legislation that applies to the Fund may have an impact on the personal tax position of their investment in the Fund. Contact your adviser to discuss tax treatment, suitability of this investment, and other questions.

Notices: Royal London Unit Trust Managers Limited may be held liable solely on the basis of any statement contained in this document that is misleading, inaccurate or inconsistent with the relevant parts of the Prospectus.

The Prospectus and long reports (shareholder reports) are prepared for the entire company. The assets and liabilities of each sub-fund are segregated by law. Therefore, the assets of the Fund belong exclusively to it and are not available to meet the liabilities of any other fund of Royal London Bond Funds ICVC.

The Fund is authorised in the United Kingdom and regulated by the Financial Conduct Authority, Royal London Unit Trust Managers Limited is authorised and regulated by the Financial Conduct Authority.

Details of the Company's remuneration policy are available at www.rlam.com including: (a) a description of how remuneration and benefits are calculated; and (b) the identities of persons responsible for awarding remuneration and benefits. A paper copy of these details may be obtained, free of charge, on request from the Company, at the address below.

Address: Royal London Asset Management

80 Fenchurch Street, London, EC3M 4BY

Telephone: 03456 04 04 04

Website: www.rlam.com

A member of the Investment Association

Publication Date: This Key Investor Information is accurate as at 30 September 2024

This document provides you with key investor information about this fund. It is not marketing material. The information is required by law to help you understand the nature and the risks of investing in this fund. You are advised to read it so you can make an informed decision about whether to invest.

Schroder Global Sustainable Value Equity Fund

an Authorised Unit Trust of Schroder Unit Trusts Limited
Class I Accumulation GBP (GB00B019KQ13)

This fund is managed by Schroder Unit Trusts Limited, which is a member of the Schroders Group.

Objectives and investment policy

Objectives

The fund aims to provide capital growth in excess of the MSCI World (Net Total Return) Index (after fees have been deducted) over a three to five year period by investing in equity and equity related securities of companies worldwide which meet the investment manager's sustainability criteria.

Investment policy

The fund is actively managed and invests at least 80% of its assets in a concentrated range of equity and equity related securities of companies worldwide which meet the investment manager's sustainability criteria (please see the fund Characteristics section of the prospectus relating to the fund). The fund typically holds 30 to 70 companies.

The fund focuses on companies that have certain "Value" characteristics. Value is assessed by looking at indicators such as cash flows, dividends and earnings to identify securities which the manager believes have been undervalued by the market.

The fund maintains a higher overall sustainability score than the MSCI World (Net Total Return) index, based on the investment manager's rating system. More details on the investment process used to achieve this can be found in the fund Characteristics section.

The fund does not directly invest in certain activities, industries or groups of issuers above certain limits listed under "Sustainability Information" on the fund's webpage, accessed via www.schroders.com/en/uk/private-investor/gfc.

The fund invests in companies that have good governance practices, as determined by the investment manager's rating criteria (please see the fund Characteristics section of the prospectus relating to the fund).

The fund may invest in companies that the investment manager believes will improve their sustainability practices within a reasonable timeframe, typically up to three years.

The investment manager may also engage with companies held by the fund to challenge identified areas of weakness on sustainability issues. More details on the investment manager's approach to sustainability and its engagement with companies are available on the website.

<https://www.schroders.com/en/uk/private-investor/strategic-capabilities/sustainability/>

The fund may also invest directly or indirectly in other securities (including in other asset classes), countries, regions, industries or currencies, collective investment schemes (including Schroder funds), warrants and money market instruments, and hold cash.

The fund may use derivatives with the aim of reducing risk or managing the fund more efficiently (for more information please refer to section 6 of Appendix I of the prospectus).

Benchmark

The fund's performance should be assessed against its target benchmark, being to exceed the MSCI World (Net Total Return) Index, and compared against the MSCI World Value (Net Total Return) Index and the Investment Association Global sector average return.

Dealing frequency

You may redeem your investment upon demand. This fund deals daily.

Distribution policy

This unit class accumulates income received from the fund's investments, meaning it is kept in the fund and its value is reflected in the price of the unit class.

Risk and reward profile

Lower risk

Potentially lower reward

Higher risk

Potentially higher reward



The risk and reward indicator

The risk category was calculated using historical performance data and may not be a reliable indicator of the fund's future risk profile.

The fund's risk category is not guaranteed to remain fixed and may change over time.

A fund in the lowest category does not mean a risk-free investment.

The fund is in this category because it can take higher risks in search of higher rewards and its price may rise and fall accordingly.

Risk factors

Performance risk: Investment objectives express an intended result but there is no guarantee that such a result will be achieved. Depending on market conditions and the macro economic environment, investment objectives may become more difficult to achieve.

Concentration risk: The fund may be concentrated in a limited number of geographical regions, industry sectors, markets and/or individual positions.

This may result in large changes in the value of the fund, both up or down.

Sustainable Investing Risk: The fund applies sustainability criteria in its selection of investments. This investment focus may limit the fund's exposure to companies, industries or sectors and the fund may forego investment opportunities that do not align with its sustainability criteria chosen by the investment manager. As investors may differ in their views of what constitutes sustainability, the fund may invest in companies that do not reflect the beliefs or values of any particular investor.

Currency risk: The fund may lose value as a result of movements in foreign exchange rates, otherwise known as currency rates.

Derivatives risk: Derivatives, which are financial instruments deriving their value from an underlying asset, may be used to manage the portfolio efficiently. A derivative may not perform as expected, may create losses greater than the cost of the derivative and may result in losses to the fund.

Liquidity risk: In difficult market conditions, the fund may not be able to sell a security for full value or at all. This could affect performance and could cause the fund to defer or suspend redemptions of its shares, meaning investors may not be able to have immediate access to their holdings.

Operational risk: Operational processes, including those related to the safekeeping of assets, may fail. This may result in losses to the fund.

Charges

One-off charges taken before or after you invest	
Entry charge	None
Exit charge	None
This is the maximum that might be taken out of your money before it is invested or before the proceeds of your investment are paid out.	
Charges taken from the fund over a year	
Ongoing charges	0.79%
Charges taken from the fund under certain specific conditions	
Performance fee	None

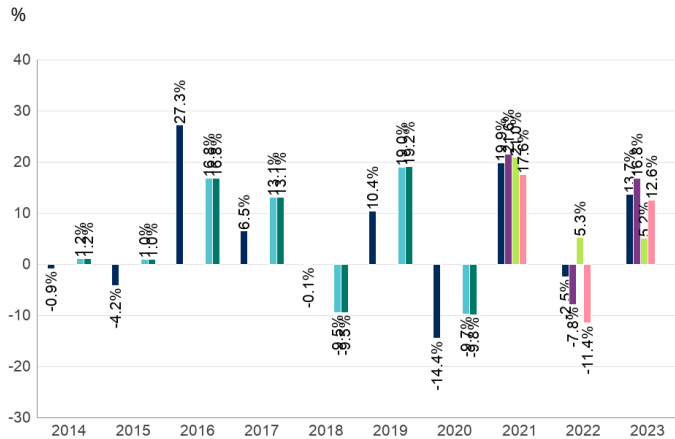
The charges you pay are used to pay the costs of running the fund, including the costs of marketing and distributing it. These charges reduce the potential growth of your investment.

The entry and exit charges shown are maximum figures and in some cases you might pay less. You can find out the actual entry and exit charges from your financial advisor.

The ongoing charges figure is based on the last year's expenses for the year ending December 2023 and may vary from year to year. The ongoing charge figure excludes portfolio transaction costs. The charges are mostly, if not exclusively, the Schroders Annual Charge (as may be discounted for retail unit classes depending on the size of the fund) but certain additional expenses may be charged as set out in the prospectus. The Schroders Annual Charge (without any discount) for this unit class of the fund is 0.79%. The fund's annual report for each financial year will include details on the exact charges made including any discounts.

Please see the prospectus for more details about the charges.

Past performance



Past performance is not a guide to future performance and may not be repeated. The value of investments may go down as well as up and you may not get back the amount you originally invested.

The chart shows performance in British pound after the ongoing charges and the portfolio transaction costs have been paid.

The fund was launched on 24/03/2006.

The shareclass was launched on 24/03/2006.

Performance achieved between 2011 and 2018 was achieved in circumstances that no longer apply. Please note the fund's name, objective and investment policy changed on 14 February 2018. The fund's benchmarks have changed as follows:

- From 14 February 2018 to 31 March 2021 (Target benchmark: FTSE Customised All-Share ex Ethically Screened (Gross Total Return) Index. Comparator benchmark: FTSE All Share (Gross Total Return) Index).

- From 31 March 2021 to 15 August 2021 (Target benchmark: FTSE Customised All-Share ex Ethically Screened (Gross Total Return) Index. Comparator benchmarks: FTSE All Share (Gross Total Return) Index and the MSCI UK Value (Gross Total Return) Index).

- From 16 August 2021 onwards (Target benchmark: MSCI World (Net Total Return). Comparator benchmarks: MSCI World Value (Net Total Return) Index and the Investment Association Global sector average return).

- I Accumulation GBP (GB00B019KQ13)
- MSCI World (Net Total Return) Index
- MSCI World Value (Net Total Return) Index
- Investment Association Global sector average return
- FTSE Customised All-Share ex Ethically Screened (Gross Total Return) Index
- FTSE All Share (Gross Total Return) Index
- MSCI UK Value (Gross Total Return) Index

Practical information

Trustee: J. P. Morgan Europe Ltd.

Further Information: You can get further information about this fund, including the prospectus, latest annual report, any subsequent half-yearly reports and the latest price of units from www.schroders.com/ukinvestor and from Schroders, PO Box 1402, Sunderland, SR43 4AF, England, telephone 0800 182 2399. They are in English, free of charge.

Tax Legislation: The fund is subject to UK tax legislation which may have an impact on your personal tax position.

Liability: Schroder Unit Trusts Ltd may be held liable solely on the basis of any statement contained in this document that is misleading, inaccurate or inconsistent with the relevant parts of the fund's prospectus.

Switches: Subject to conditions, you may apply to switch your investment into another share class within this fund or in another Schroder fund. Please see the prospectus for more details.

Remuneration policy: A summary of Schroders' remuneration policy and related disclosures is at www.schroders.com/remuneration-disclosures. A paper copy is available free of charge upon request.

The policy includes a description of how remuneration and benefits are calculated & the identities of persons responsible for awarding the remuneration and benefits.

Glossary: You can find an explanation of some of the terms used in this document at www.schroders.com/ukinvestor/glossary.

Benchmark: The target benchmark has been selected because it is representative of the type of investments in which the fund is likely to invest, and it is, therefore, an appropriate target in relation to the return that the Fund aims to provide. The comparator benchmarks have been selected because the investment manager and the manager believe that these benchmarks are a suitable comparison for performance purposes given the fund's investment objective and policy.

Key Information Document

Purpose

This document provides you with key information about this investment product. It is not marketing material. The information is required by law to help you understand the nature, risks, costs, potential gains and losses of this product and to help you compare it with other products.

Product

Product name	UBS (Irl) ETF plc - Global Gender Equality UCITS ETF (the "Fund"), a sub-fund of UBS (Irl) ETF plc (the "Company"), class (USD) A-acc
Manufacturer	UBS Fund Management (Ireland) Limited
ISIN	IE00BDR5GV14
Telephone number	Call +353 1 863 9400 for more information.
Website	www.ubs.com/etf

The Central Bank of Ireland is responsible for supervising UBS Fund Management (Ireland) Limited in relation to this Key Information Document.

This PRIIP is authorised in Ireland.

UBS Fund Management (Ireland) Limited is authorised in Ireland and regulated by the Central Bank of Ireland.

Date of production of the KID: 18 November 2024.

What is this product?

Type

UBS (Irl) ETF Plc is an umbrella investment company with variable capital and segregated liability between sub-funds incorporated in Ireland and authorised by the Central Bank as an Undertaking for Collective Investment in Transferable Securities under the UCITS Regulations. The fund is a UCITS ETF.

Term

The Product does not have a maturity date (the Product has been established for an indefinite period of time). The Manufacturer may terminate the Product early. The amount you will receive upon early termination may be less than the amount you invested.

The recommended holding period (RHP) is displayed in the section "How long should I hold it and can I take money out early?".

Objectives

The Fund is passively managed and seeks to track performance of the Solactive Equileap Global Gender Equality 100 Leaders Net Total Return Index (the 'Index'). The Index is designed to generate exposure to the equity market performance of developed market companies which have a high gender diversity score while avoiding those with a low gender diversity score. This focus on companies with a high gender diversity score excludes at least 20% of the least well-rated securities as against the standard index universe. The Fund does not benefit from an SRI label.

The Fund will seek to hold all of the shares of the Index, in the same proportions as the Index, so that essentially the portfolio of the Fund will be a near mirror image of the Index. In seeking to implement its investment objective of tracking the performance of the Index, the Fund may also in exceptional circumstances hold securities which are not comprised in its Index, including, for example, securities in respect of which there has been an announcement or it is expected that they will shortly be included in the Index. The Fund may, for the purpose of reducing risk, reducing costs or generating additional capital or income, use derivative instruments. The use of derivative instruments may multiply the gains or losses made by the Fund on given investment or on its investments generally.

Currency hedged share classes may also be available in the Fund.

This sub-fund promotes environmental and/or social characteristics but does not have a sustainable investment objective.

The Fund will not enter into any securities lending.

The return of the fund depends mainly on the performance of the tracked index.

Fund income is not paid out, but instead will be reinvested.

Intended retail investor

This fund applies to retail investors with a basic financial understanding, who can accept a possible loss on the investment amount. The fund is aimed at growing the investment value and addresses a preference for Sustainable Investing, while granting daily access to the capital under normal market conditions. With their investment in this fund, investors can satisfy medium term investment needs. The fund is suited to be acquired by the target client segments without any restriction of the distribution channel or platform.

Depositary

State Street Custodial Services (Ireland) Limited

Further Information

Information about Global Gender Equality UCITS ETF and the available share classes, the full prospectus, and the latest annual and semi-annual reports, as well as additional information can be obtained free of charge from the fund management company, the central administrator, the custodian bank, the fund distributors or online at www.ubs.com/etf. Latest price can be found at www.ubs.com/etf

What are the risks and what could I get in return?

Indicator



Lower risk

Higher risk



The risk indicator assumes you keep the product for 4 year(s).

The summary risk indicator is a guide to the level of risk of this product compared to other products. It shows how likely it is that the product will lose money because of movements in the markets or because we are not able to pay you.

We have classified this product as 4 out of 7 which is a medium risk class.

This rates the potential losses from future performance at a medium level. The past may be a poor predictor of the future and, hence, the actual risk of losing money may vary significantly.

The product may be exposed to further risk factors such as operational, political and legal risks which are not included in the summary indicator. Please refer to the prospectus for more detail.

This product does not include any protection from future market performance so you could lose some or all of your investment. If we are not able to pay you what is owed, you could lose your entire investment.

Performance Scenarios

What you will get from this product depends on future market performance. Market developments in the future are uncertain and cannot be accurately predicted.

The unfavourable, moderate, and favourable scenarios shown are illustrations using the worst, average, and best performance of the product over the last 10 year(s). Markets could develop very differently in the future.

Recommended holding period:		4 years	
Example Investment:		USD 10 000	
		If you exit after 1 year	If you exit after 4 years
Scenarios			
Minimum	There is no minimum guaranteed return. You could lose some or all of your investment.		
Stress	What you might get back after costs	USD 1 480	USD 3 500
	Average return each year	-85.2%	-23.1%
Unfavourable	What you might get back after costs	USD 8 080	USD 11 330
	Average return each year	-19.2%	3.2%
Moderate	What you might get back after costs	USD 10 840	USD 14 030
	Average return each year	8.4%	8.8%
Favourable	What you might get back after costs	USD 15 710	USD 18 190
	Average return each year	57.1%	16.1%

The stress scenario shows what you might get back in extreme market circumstances.

The figures shown include all costs of the product itself. The figures do not take account of your personal tax situation, which can also have an impact on how much you receive back.

Unfavourable scenario: This type of scenario occurred for an investment between 2018 and 2022.

Moderate scenario: This type of scenario occurred for an investment between 2015 and 2019.

Favourable scenario: This type of scenario occurred for an investment between 2020 and 2024.

What happens if UBS Fund Management (Ireland) Limited is unable to pay out?

Losses are not covered by an investor compensation or guarantee scheme. Furthermore, with respect to State Street Custodial Services (Ireland) Limited as depositary of the Fund, which is responsible for the safekeeping of the assets of the Fund (the "Depositary"), there is a potential default risk if the assets of the Fund held with the Depositary are lost. However, such default risk is limited as the Depositary is required by law and regulation to segregate its own assets from the assets of the Fund. The Depositary is liable to the Fund or to the investors of the Fund for the loss by the Depositary or one of its delegates of a financial instrument held in custody unless the Depositary is able to prove that the loss has arisen as a result of an external event beyond its reasonable control.

What are the costs?

The person advising on or selling you this product may charge you other costs. If so, this person will provide you with information about these costs and how they affect your investment.

Costs over time

The tables show the amounts that are taken from your investment to cover different types of costs. These amounts depend on how much you invest, how long you hold the product and how well the product does. The amounts shown here are illustrations based on an example investment amount and different possible investment periods.

We have assumed:

- In the first year you would get back the amount that you invested (0% annual return). For the other holding periods we have assumed the product performs as shown in the moderate scenario.
- 10 000 USD is invested.

	If you exit after 1 year	If you exit after 4 years
Total costs	USD 22	USD 105
Annual cost impact (*)	0.2%	0.2% each year

(*) This illustrates how costs reduce your return each year over the holding period. For example it shows that if you exit at the recommended holding period your average return per year is projected to be 8.8% before costs and 8.6% after costs.

Composition of costs

One-off costs upon entry or exit		If you exit after 1 year
Entry costs	We do not charge an entry fee.	USD 0
Exit costs	We do not charge an exit fee for this product, but the person selling you the product may do so.	USD 0
Ongoing costs taken each year		
Management fees and other administrative or operating costs	0.2% of the value of your investment per year. This is an estimate based on actual costs over the last year.	USD 20
Transaction costs	0.0% of the value of the investment per year. This is an estimate of the costs incurred when we buy and sell the underlying investments for the product. The actual amount will vary depending on how much we buy and sell.	USD 2
Incidental costs taken under specific conditions		
Performance fees	There is no performance fee for this product.	USD 0

The figures shown here do not include any additional fees that may be charged by your distributor, advisor, stock-brokers fees when dealing on secondary market or any insurance wrapper in which the fund may be placed. Transaction costs related to dealing directly with the Fund will be payable by authorised participants or new investors in the fund. For additional information about costs, refer to the prospectus, which is available at www.ubs.com/etf

How long should I hold it and can I take money out early?

Recommended holding period: 4 year(s).

The recommended holding period for this product is 4 year(s). This is the period we recommend you to hold based on the risk and the expected return of the product. Please note that the expected return is not guaranteed. The greater the actual holding period deviates from the recommended holding period of the product, the more your actual returns may deviate from the product assumptions. Depending on your needs and restrictions, a different holding period may be suitable for you. Therefore, we recommend that you discuss this point with your client advisor.

Investors other than authorized participants may not subscribe for shares directly with UBS (Irl) ETF plc, but may purchase and sell shares, through an intermediary, on one of the stock exchanges listed for the share class on the website www.ubs.com/etf. In exceptional circumstances, direct redemptions with UBS (Irl) ETF plc, are however possible on each dealing day (as set out in the relevant supplement to the prospectus). Authorized participants may subscribe and redeem shares with the UBS (Irl) ETF plc under the conditions detailed in the relevant authorized participant agreement.

How can I complain?

If you have a complaint about the product, the manufacturer of the product or the person who recommended or sold the product to you, please speak to your client advisor or contact us at www.ubs.com/manco-fmie

Other relevant information

Information on past performance and previous performance scenario calculations can be found at www.ubs.com/etf

Purpose

This document provides you with key information about this investment Fund. It is not marketing material. The information is required by law to help you understand the nature, risks, costs, potential gains and losses of this Fund and to help you compare it with other funds.

Product

Product: Vanguard ESG Emerging Markets All Cap Equity Index Fund (the "Fund") - Institutional Plus GBP Accumulating IE0005GPVQC0

Vanguard Group (Ireland) Limited ("VGIL")

Call +44 207 489 4305 for more information - <https://global.vanguard.com> - This Key Information Document is dated 10/12/2024.

The Central Bank of Ireland (the "Central Bank") is responsible for supervising VGIL in relation to this Key Information Document.

The Fund is authorised in Ireland and has been registered for sale in other EEA Member States.

VGIL is authorised in EEA Member States and regulated by the Central Bank.

You are about to purchase a Fund that is not simple and may be difficult to understand.

What is this product?

Type: The Fund is a sub-fund of Vanguard Investment Series plc ("VIS"), a UCITS authorised by the Central Bank of Ireland.

Term: The Fund has no fixed maturity date, however it may be terminated in certain circumstances as described in the prospectus of VIS (the "Prospectus") including if the net asset value of the Fund falls below US\$100 million or its equivalent in another currency.

Objectives: The Fund employs a passive management – or indexing – investment approach, through physical acquisition of securities, and seeks to track the performance of the FTSE Emerging All Cap Choice Index (the "Index").

The Index is a market-capitalisation-weighted index composed of large-, mid-, and small-cap stocks of companies located in emerging market countries. Market-capitalisation is the value of a company's outstanding shares in the market and shows the size of a company. The Index is constructed from the FTSE Emerging All Cap Index (the "Parent Index") which is then screened for certain environmental, social, and corporate governance criteria by the sponsor of the Index, which is independent of Vanguard.

The Fund promotes environmental and social characteristics by excluding companies from its portfolio based on the impact of their conduct or products on society and / or the environment. This is met by tracking the Index.

The Fund follows a binding and significant ESG integration approach in accordance with the Position-recommendation AMF 2020-03 (available at <https://www.amf-france.org/en/regulation/policy/doc-2020-03>).

The Fund's investments will, at the time of purchase, comply with the ESG requirements of the Index, except as otherwise described below regarding the use of derivatives or in the Prospectus. The Fund may hold securities which do not comply with the ESG requirements of the Index until such time as the relevant securities cease to form part of the Index and it is possible and practicable (in the investment manager's view) to liquidate the position.

The Fund attempts to:

1. Track the performance of Index by investing in all, or substantially all, of the constituent securities of the Index in the same proportion as the Index. Where not practicable to fully replicate, the Fund will use a sampling process.

2. Remain fully invested except in extraordinary market, political or similar conditions where the Fund may temporarily depart from this investment policy to avoid losses.

The Fund invests in securities which are denominated in currencies other than the base currency. Movements in currency exchange rates can affect the return of investments.

The Fund may engage in short term secured lending of its investments to certain eligible third parties. This is used as a means of generating

additional income and to off-set the costs of the Fund. In this regard, the Fund may receive collateral which may not meet the ESG criteria.

The Fund attempts to remain fully invested except in extraordinary market, political or similar conditions where the Fund may temporarily depart from this investment policy to avoid losses.

While the Fund is expected to track the Index as closely as possible, it typically will not match the performance of the targeted Index exactly, due to various factors such as expenses to be paid by the Fund and regulatory constraints. Details of these factors and the anticipated tracking error of the Fund are set out in the Prospectus.

The Fund may use derivatives in order to reduce risk or cost and/or generate extra income or growth. A derivative is a financial contract whose value is based on the value of a financial asset (such as a share, bond, or currency) or a market index. Derivatives on an index (e.g. swaps, futures) may contain some underlying constituents which may not meet the ESG criteria.

Subject to certain exceptions set out in the Prospectus, Shares in the Fund can be bought or sold or exchanged on a daily basis (save on certain bank / public holidays and subject to certain restrictions described in Appendix 1 of the Prospectus or in a separate Supplement) by submitting an application in writing. A list of the days on which shares in the Fund cannot be bought or sold is available on

<https://fund-docs.vanguard.com/holiday-calendar-vanguard-investment-series-plc-irish-funds.pdf>

Income from the Fund will be reinvested and reflected in the price of shares in the Fund.

VIS is an umbrella fund with segregated liability between sub-funds. This means that the holdings of the Fund are maintained separately under Irish law from holdings of other sub-funds of VIS and your investment in the Fund will not be affected by any claims against any other sub-fund of VIS.

Intended retail investor: The Fund is available to a wide range of investors seeking access to a portfolio managed in accordance with a specific investment objective and policy.

The VIS depositary is Brown Brothers Harriman Trustee Services (Ireland) Limited.

You can obtain copies of the Prospectus and the latest annual and semi-annual report and accounts for Vanguard Investment Series plc ("VIS"), along with the latest published prices of shares and other practical information on the Fund from Vanguard Investment Series plc c/o Brown Brothers Harriman Fund Administration Services (Ireland) Limited, 30 Herbert Street, Dublin 2, D02 W329, Ireland or from our website at <https://global.vanguard.com> These documents are available in English only. The documents are available in English and are free of charge.

What are the risks and what could I get in return?

Risk Indicator



← Lower risk Higher risk →



The risk indicator assumes you keep the Fund for 5 years. The actual risk can vary significantly if you cash in at an early stage and you may get back less.

The summary risk indicator is a guide to the level of risk of this Fund compared to other Funds. It shows how likely it is that the Fund will lose money because of movements in the markets or because we are not able to pay you.

We have classified this Fund as 4 out of 7, which is a medium risk class. This rates the potential losses from future performance at a medium level, and poor market conditions could impact the Fund's capacity to pay you.

Be aware of currency risk. You may receive payments in a different currency to the base currency of the Fund, so the final return you will get depends on the exchange rate between the two currencies. This risk is not considered in the indicator shown above.

Beside the market risks included in the risk indicator, other risks may affect the Fund, including counterparty, ESG, index tracking sampling and rebalancing risks.

For further information on risks please see the "Risk Factors" section of the Prospectus on our website at <https://global.vanguard.com>

This Fund does not include any protection from future market performance so you could lose some or all of your investment.

The value of equities and equity-related securities can be affected by daily stock market movements. Other influential factors include political events, economic news, company earnings and significant corporate events.

Performance Scenarios

What you will get from this Fund depends on future market performance. Market developments in the future are uncertain and cannot be accurately predicted.

The unfavourable, moderate, and favourable scenarios shown are illustrations using the worst, average, and best performance of the product and a suitable benchmark over the last 10 years. Markets could develop very differently in the future.

Recommended holding period:		5 years	
Example Investment:		GBP 10,000	
Scenarios		If you exit after 1 year	If you exit after 5 years
Minimum	There is no minimum guaranteed return if you exit before 5 years. You could lose some or all of your investment.		
Stress	What you might get back after costs	GBP 3,390	GBP 3,320
	Average return each year	-66.10%	-19.79%
Unfavourable	What you might get back after costs	GBP 8,240	GBP 9,460
	Average return each year	-17.60%	-1.10%
Moderate	What you might get back after costs	GBP 10,450	GBP 12,340
	Average return each year	4.50%	4.29%
Favourable	What you might get back after costs	GBP 14,300	GBP 20,270
	Average return each year	43.00%	15.18%

The figures shown include all the costs of the Fund itself, but may not include all the costs that you pay to your advisor or distributor. The figures do not take into account your personal tax situation, which may also affect how much you get back.

The stress scenario shows what you might get back in extreme market circumstances.

This Fund cannot be easily cashed in.

Unfavourable scenario: This type of scenario occurred for an investment using the benchmark as stated in the prospectus between 2021 and 2024.

Moderate scenario: This type of scenario occurred for an investment using the benchmark as stated in the prospectus between 2017 and 2022.

Favourable scenario: This type of scenario occurred for an investment using the benchmark as stated in the prospectus between 2016 and 2021.

What happens if VGIL is unable to pay out?

The assets of the Fund are held in safekeeping by its depositary. In the event of the insolvency of VGIL, the Fund's assets in the safekeeping of the depositary will not be affected. However, in the event of the depositary's insolvency, or someone acting on its behalf, the Fund may suffer a financial loss. This risk is mitigated to a certain extent by the fact the depositary is required by law and regulation to segregate its own assets from the assets of the Fund. The depositary will also be liable to the Fund and the investors for any loss arising from, among other things, its negligence, fraud or intentional failure to properly fulfil its obligations (subject to certain limitations).

There is no compensation or guarantee scheme protecting you from a default of the Fund's depositary.

What are the costs?

The person advising on or selling you the Fund may charge you other costs. If so, this person will provide you with information about these costs and how they affect your investment.

Costs over Time

The tables show the amounts that are taken from your investment to cover different types of costs. These amounts depend on how much you invest, how long you invest in the Fund and how well the Fund does. The amounts shown here are illustrations based on an example investment amount and different possible investment periods.

We have assumed:

- In the first year you would get back the amount that you invested (0% annual return). For the other holding periods we have assumed the Fund performs as shown in the moderate scenario

- GBP 10,000 per year is invested.

	If you exit after 1 year	If you exit after 5 years
Total costs	GBP 28	GBP 168
Annual cost impact (*)	0.3%	0.3% each year

(*) This illustrates how costs reduce your return each year over the holding period. For example it shows that if you exit at the recommended holding period your average return per year is projected to be 4.6 % before costs and 4.3 % after costs.

We may share part of the costs with the person selling you the Fund to cover the services they provide to you. They will inform you of the amount.

Composition of Costs

One-off costs upon entry or exit		If you exit after 1 year
Entry costs	The Fund does not charge an entry fee.	GBP 0
Exit costs	The Fund does not charge an exit fee, but the person selling you the Fund may do so.	GBP 0
Ongoing costs taken each year		
Management fees and other administrative or operating costs	0.18% of the value of your investment p.a. This is an estimate based on actual costs over the last year and takes account of any known future changes.	GBP 18
Transaction costs	0.10% of the value of your investment per year. This is an estimate of the costs incurred when we buy and sell the underlying investments for the Fund. The actual amount will vary depending on how much we buy and sell.	GBP 10
Incidental costs taken under specific conditions		
Performance fees	There is no performance fee for this Fund.	GBP 0

How long should I hold it and can I take money out early?

Recommended holding period: 5 years

The Fund is appropriate for long-term investment. You should have an investment horizon of at least 5 years.

No redemption fees are imposed in respect of redemptions, however, the Fund may use swing pricing in order to mitigate the effects of dilution on a particular Dealing Day.

How can I complain?

A Shareholder who is not satisfied with their experience as an investor in the Fund is entitled to bring a complaint to the Fund in accordance with the applicable complaints handling policy. Should you wish to lodge a complaint about a Vanguard product or our service, please contact: Brown Brothers Harriman Fund Administration Services (Ireland) Limited, 30 Herbert Street, Dublin 2, D02 W329. Ireland. Telephone: 00353 1241 7144 Fax: 00353 12417146 or vanguard.ta@BBH.com with details of your grievance. Please also be aware that there may be collective redress mechanisms or separate ombudsman arrangements available in your country. <https://global.vanguard.com/>

Other relevant information

You can find information related to the past performance of the Fund for up to 10 years of data at:

- https://docs.data2report.lu/documents/KID_PP/KID_annex_PP_Vanguard_IE0005GPVQC0_en.pdf.

- https://docs.data2report.lu/documents/KID_PS/KID_annex_PS_Vanguard_IE0005GPVQC0_en.pdf.

Details of VGIL's Remuneration Policy are available at <https://www.ie.vanguard/content/dam/intl/europe/documents/ch/en/ucits-v-remuneration-policy.pdf>, including: (a) a description of how remuneration and benefits are calculated; and (b) the identities of persons responsible for awarding remuneration and benefits. A paper copy of these details may be obtained, free of charge, on request from VGIL at 70 Sir John Rogerson's Quay, Dublin 2, Ireland. Liability: VGIL may be held liable solely on the basis of any statement contained in this document that is misleading, inaccurate or inconsistent with the relevant parts of the Prospectus. Tax: VIS is subject to the tax laws of Ireland. Depending on your country of residence, this may have an impact on your personal tax position. You are recommended to consult your professional tax adviser.

This document provides you with key investor information about this Fund. It is not marketing material. The information is required by law to help you understand the nature and the risks of investing in this Fund. You are advised to read it so you can make an informed decision about whether to invest.

Wellington Global Impact Bond Fund

GBP S AccH

Wellington Global Impact Bond Fund (the "Fund") a Fund of Wellington Management Funds (Ireland) plc (the "Company")

ISIN: IE00BJ321C40

Management company: Wellington Luxembourg S.à r.l.

OBJECTIVES AND INVESTMENT POLICY

- The Fund seeks long-term total returns.
- The Fund has a sustainable objective to seek to understand the world's social and environmental challenge and to invest in debt issued by companies and organisations that it believes are addressing these needs in a differentiated way through their core products, services and projects. The Fund through its investments, seeks to improve access to, and the quality of, basic life essentials, reduce inequality and mitigate the effects of climate change. The Fund will be actively managed and seeking to outperform the Bloomberg Global Aggregate Hedged to US dollar Index ("the Index") and achieve its objectives by investing primarily in investment-grade global fixed income securities.
- The Fund may hold concentrated positions within an Impact Theme as there may be more investment opportunities within certain impact themes than others. Whilst the Fund will generally be well diversified by country, currency, industry, and issuers, it may hold positions that are concentrated in this manner from time to time.
- The Fund may invest, either directly or indirectly via derivatives, in global fixed income securities issued by corporate, government, agency, supranational issuers; mortgage and other asset-backed securities. The Fund will primarily invest in developed countries but may also invest in emerging markets.
- The Fund's average credit quality is expected to be investment grade but the Fund may invest up to 20% in below investment grade rated securities. The Fund will invest in global fixed income securities of varying maturity but will generally have interest rate duration of +/-1.5 years of the Index. The Fund will generally hedge any non-US Dollar exposures back to US Dollars.
- Derivatives will be used to hedge (manage) risk and/or volatility and for investment purposes (such as gaining exposure to a security). Derivatives will form a significant part of the strategy and will impact performance.
- The Index may be considered during portfolio construction and is used for performance comparison purposes and baseline WACI purposes. Fund securities may be components of the Index but are not expected to have similar weightings.

The Investment Manager may limit the extent that overall interest rate duration differs from the Index but this should not be expected to limit the Fund's ability to achieve long-term total returns in excess of the Index.

- The Fund will invest at least 85% in companies that contribute to the Fund's primary impact categories of life essentials, human empowerment, and the environment, and within these categories across one or a combination of Impact Themes such as freedom from hunger, clean water and sanitation, health, affordable housing, education and training, financial inclusion, digital divide, alternative energy, resource stewardship and resource efficiency.
- The Investment Manager will also seek to reduce the carbon footprint of the Fund's corporate holdings, as measured by its weighted average carbon intensity (WACI), to net zero by 2050, or sooner, in line with the Paris Agreement. The Investment Manager will manage this goal by ensuring the Fund's corporate holdings have a WACI that is no less than 50% below the Index's 2019 WACI by 2030 and as an interim milestone, targeting its corporate holdings to have a WACI that is at least 30% less than the Index's 2019 WACI baseline.
- The Investment Manager believes identifying investment opportunities which generate a positive impact requires bottom-up fundamental research, however the Fund also uses screening to ensure certain investments are excluded. A full list of these exclusion can be found in the Fund's pre-contractual disclosure document within the Prospectus.
- Any income allocated to the Share class from the Fund is reinvested.
- Shares can be bought or sold daily in accordance with the Prospectus. The base currency of the Fund is USD.
- This Fund may not be appropriate for investors who plan to withdraw their money within five years.
- This Share class will, via derivatives, seek to provide similar performance to the Fund in its base currency by limiting the impact of the movement of exchange rates between the currency of the Share class and the base currency of the Fund.

For full investment objectives and policy details, please refer to the Prospectus.

RISK & REWARD PROFILE

< LOWER RISK

< Typically Lower Rewards

HIGHER RISK >

Typically Higher Rewards >



The indicator is not a measure of the risk of capital loss, but a measure of the previous ups and downs in value of the Fund. It is based on historical data and may not be a reliable indicator of the Fund's future risk profile. If the Fund has been in operation for less than 5 years, representative history, such as a comparable Share class or index, may have been used to create the indicator.

- The indicator may shift over time and is not a target or guarantee.
- The lowest category does not represent a risk-free investment.
- The Fund is classified as a 4 as over the past 5 years the average amount by which returns varied each year was equal to or above 5% and less than 10%.

MATERIAL RISKS RELEVANT TO THE FUND WHICH ARE NOT FULLY CAPTURED BY THE INDICATOR:

ASSET AND MORTGAGE BACKED SECURITIES RISK: If these securities are paid off substantially earlier or later than expected, the Fund could experience lower earnings than expected. These securities also carry market risk, interest rate risk, credit risk and above-average liquidity risk.

BELOW INVESTMENT GRADE: Lower rated or unrated securities may have a significantly greater risk of default than investment grade securities, can be more volatile, less liquid, and involve higher transaction costs.

CONCENTRATION: Concentration of investments within securities, sectors or industries, or geographical regions may impact performance.

COUNTERPARTY: The institutions with which the Fund may trade or invest, or to which assets may be entrusted, may fail to meet their obligations which could impact the operational capability or value of your investment.

CREDIT: The value of a bond may decline, or the issuer/guarantor may fail to meet payment obligations. Typically lower-rated bonds carry a greater degree of credit risk than higher-rated bonds.

DERIVATIVES: Specific risks such as operational issues, complexity, and valuation may be linked to the possible use of derivatives.

EMERGING MARKETS: Emerging markets may be subject to custodial and political risks, and volatility. Investment in foreign currency entails exchange risks.

HEDGING: Any hedging strategy using derivatives may not achieve a perfect hedge.

INTEREST RATES: The value of bonds tends to decline as interest rates rise. The change in value is greater for longer term than shorter term bonds.

LEVERAGE: The use of leverage can provide more market exposure than the money paid or deposited when the transaction is entered into. Losses may therefore exceed the original amount invested.

LIQUIDITY: The Fund may invest in securities that are less liquid and may be more difficult to buy or sell in a timely fashion and/or at fair value.

OPERATIONAL: The impact of breakdowns in systems, internal procedures and human error.

SUSTAINABILITY: A Sustainability Risk can be defined as an environmental, social or governance event or condition that, if it occurs, could cause an actual or potential material negative impact on the value of an investment. Further information on specific Sustainability Risks can be found in the Fund's prospectus.

A more detailed description of the risk factors that apply to the Fund is set out in the section "Risk Factors" in the Prospectus.

Key Investor Information Wellington Management Funds (Ireland) plc

CHARGES

The charges you pay are used to pay the costs of running the Fund, including marketing and distributing costs. These charges reduce the potential growth of your investment.

ONE-OFF CHARGES TAKEN BEFORE OR AFTER YOU INVEST	
Entry Charge	0.00%
Exit Charge	0.00%

This is the maximum that might be taken out of your money before it is invested / before the proceeds of your investment are paid out. Separately, your financial advisor or intermediary may charge you a transaction fee.

CHARGES TAKEN FROM THE FUND OVER A YEAR	
Ongoing Charges	0.40%

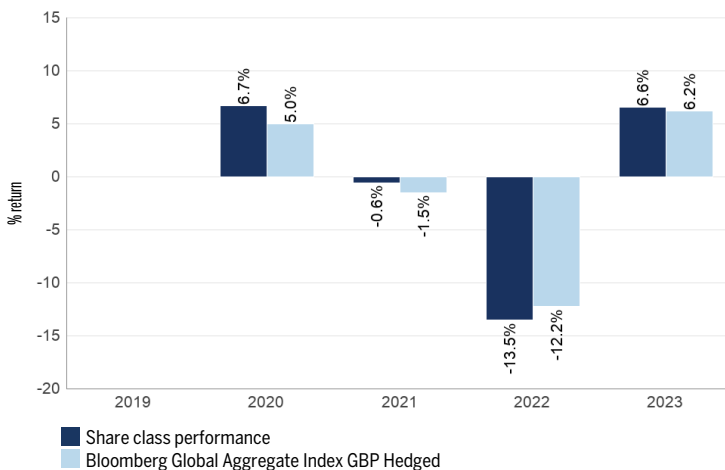
CHARGES TAKEN FROM THE FUND UNDER CERTAIN SPECIFIC CONDITIONS	
Performance Fee	N/A

The ongoing charges figure is based on expenses for the 12 month period ending December 2023. This figure may vary from year to year.

The ongoing charges figure excludes Fund transaction costs, except in the case of depositary fees and an entry/exit charge paid by the Fund when buying or selling Shares in another collective investment undertaking.

A more detailed description of the charges that apply to the Fund is set out in the section "Charges and Expenses" in the Prospectus.

PAST PERFORMANCE



- Past performance does not guarantee future results.
- Any Share class performance is expressed as a percentage change of the Share class's net asset value at each year-end, adjusted to reflect the reinvestment of any declared distributions in the year. Performance is shown after deduction of ongoing charges. Any entry/exit fees or taxes that may arise from an investment in this Share class are excluded from the calculation.
- The year of inception of the Share class is 2019.
- The graph shows annual performance in GBP.
- The Share class does not intend to track the Index.

PRACTICAL INFORMATION

DEPOSITARY: State Street Custodial Services (Ireland) Limited.

FURTHER INFORMATION: Further information on the Fund or other Share classes or Funds of the Umbrella Fund, including the Prospectus, latest annual report, any subsequent semi-annual reports, and Share prices can be obtained by emailing or calling the Fund's Transfer Agent. Please see contact details below. Documents are available in English and are free of charge.

Tel: +353 1 242 5452
Email: WellingtonGlobalTA@statestreet.com

SEGREGATED LIABILITY: The assets and liabilities of each Fund are segregated by law. Accordingly each Fund is only liable for its own liabilities.

SWITCHING RIGHTS: Investors may switch from one Share class or Fund to another subject to meeting certain conditions as set out in the Prospectus.

TAX LEGISLATION: Tax legislation of the Company's Home State may have an impact on the personal tax position of the investor.

LIABILITY STATEMENT: Wellington Luxembourg S.à r.l. may be held liable solely on the basis of any statement contained in this document that is misleading, inaccurate or inconsistent with the relevant parts of the Prospectus for the Umbrella Fund.

COMPANY INFORMATION: This document describes a Share class of a Fund of the Company whereas the Prospectus and annual reports are prepared for the entire Company named at the beginning of the document.

SWING PRICING: The Fund may suffer dilution of the Net Asset Value due to investors buying or selling Shares at a price that does not take into account trading costs. To counteract this, a partial swing pricing mechanism is currently employed to protect Shareholders interests.

REMUNERATION POLICY: A copy of the Company's remuneration policy and practices can be found at http://sites.wellington.com/KIIDS_wmf/. A paper copy is available free of charge upon request.