

Key Investor Information

This document provides you with key investor information about this Fund. It is not marketing material. The information is required by law to help you understand the nature and the risks of investing in this Fund. You are advised to read it so you can make an informed decision about whether to invest.

American Index Fund

a sub-fund of HSBC Index Tracker Investment Funds, (the "OEIC");
managed by HSBC Asset Management (Fund Services UK) Limited

Class: Accumulation C
ISIN: GB00B80QG615

Explanations of terms shown within the objectives and policy in bold, can be found within the glossary on the HSBC Global Asset Management (UK) Limited website: <http://www.assetmanagement.hsbc.com>.

Objectives and Investment Policy

- The Fund aims to track the performance of the S&P 500 Index (the "Index") before the deduction of charges and tax.
- The Index is made up of the 500 largest stock market listed companies in the United States of America, as defined by the Index provider.
- The Fund will invest directly in shares (**equities**) of all of the companies that make up the Index and in the same or very similar proportions in which they are included in the Index.
- However, there may be circumstances when it is not possible or practical for the Fund to invest in shares of all the companies of the Index. The Fund may not invest in all the companies of the Index to manage transaction costs or to reflect market conditions, regulations or HSBC's banned weapons policy.
- The Fund may hold cash and other funds, including funds managed by the **HSBC Group**, to manage day-to-day cash flow requirements.
- The anticipated **tracking error** for the Fund is expected to be up to 0.10%.

Use of derivatives

- The Fund may invest in different types of **derivatives** for **efficient portfolio management**, including **hedging**. In particular the Fund may use **derivatives** to help it manage cash flows and dividend payments with the aim of generating **returns** that are consistent with the Index. The use of **derivatives** will be consistent with the risk profile of the Fund.
- The Fund may enter into securities lending transactions for up to 29% of its assets. However, this is not expected to exceed 25%.
- Income is reinvested.
- You may sell your investment on any business day by contacting the administrator before the dealing deadline at 12pm.
- Recommendation: this Fund may not be appropriate for investors who plan to withdraw their money within a period of 5 years.

Risk and Reward Profile



The risk and reward indicator is based on historical data and may not be a reliable indication of the future risk profile of the Fund.

The risk and reward category shown is not guaranteed to remain unchanged and may shift over time. The lowest category does not mean a risk-free investment.

Why is this Fund in this specific category?

This Fund is classified in category 5 because its price or simulated data has shown medium to high fluctuations historically.

Material risks not fully captured by the Risk and Reward Indicator:

- **Counterparty Risk** The possibility that the counterparty to a transaction may be unwilling or unable to meet its obligations.
- **Derivatives Risk** Derivatives can behave unexpectedly. The pricing and volatility of many derivatives may diverge from strictly

reflecting the pricing or volatility of their underlying reference(s), instrument or asset.

- **Exchange Rate Risk** Changes in currency exchange rates could reduce or increase investment gains or investment losses, in some cases significantly.
- **Index Tracking Risk** To the extent that the Fund seeks to replicate index performance by holding individual securities, there is no guarantee that its composition or performance will exactly match that of the target index at any given time ("tracking error").
- **Investment Leverage Risk** Investment Leverage occurs when the economic exposure is greater than the amount invested, such as when derivatives are used. A Fund that employs leverage may experience greater gains and/or losses due to the amplification effect from a movement in the price of the reference source.
- **Liquidity Risk** Liquidity is a measure of how easily the Fund's holdings can be quickly converted to cash. The value of the Fund's holdings may be significantly impacted by liquidity risk during adverse market conditions.
- **Operational Risk** Operational errors may affect transactions, valuation, accounting, financial reporting and other processes relating to the Fund.

Charges

The charges you pay are used to pay the running costs of the Fund, including the marketing and distribution costs. These charges reduce the potential growth of the investment.

One-off charges taken before or after you invest

Entry charge	0.00%
Exit charge	0.00%

This is the maximum that might be taken out of your money before it is invested or before the proceeds of your investment are paid out.

Charges taken from the Fund over a year

Ongoing charge	0.07%
----------------	-------

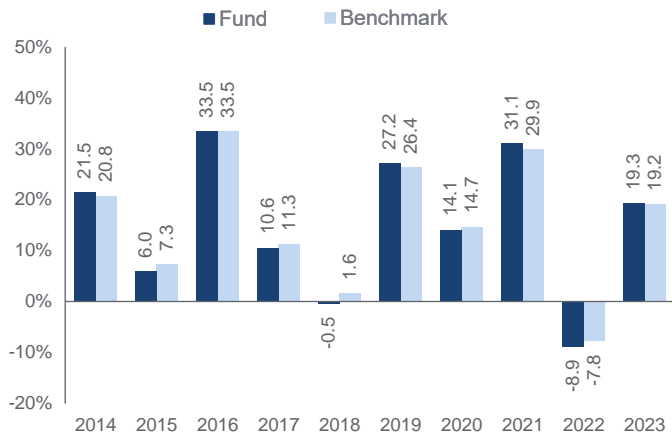
Charges taken from the Fund under certain specific conditions

Performance fee	None
-----------------	------

- The entry and exit charges shown are the maximum that may be charged. In some cases you may pay less. You can obtain the actual charges from your financial adviser.
- A conversion charge may be payable.
- The ongoing charges figure shown here is an estimate of the charges. The ongoing charges figure shown is an estimate due to a material change in the fee structure. The Fund's annual report for each financial year will include detail on the exact charges made.

Further information on Charges can be found in the "Fees and Expenses" section of the Fund's Prospectus.

Past Performance



- Past performance is not a guide to future performance; the value of your investment and any income from it can go down as well as up.
- Performance returns are based on the net asset value with distributable income reinvested. Past performance takes account of all ongoing charges but not entry, exit or conversion charges.
- The past performance of this share class is calculated in GBP.
- The performance of the Fund is shown against the performance of the S&P 500 Index.
- The Fund was launched on 31 October 1988.

Practical Information

Depository

State Street Trustees Limited.

Further information

Further information about the OEIC including the latest Prospectus, latest published prices of shares, annual report and half yearly report may be obtained free of charge, in English, from the Administrator, HSBC Asset Management (Fund Services UK) Limited, Sunderland SR43 4BF or by visiting www.assetmanagement.hsbc.com. The most recent Prospectus is available in English. This document describes a single share class of the OEIC. The Prospectus, annual and half yearly reports are prepared for the entire OEIC.

Share classes

Other share classes are available, as detailed in the Prospectus. It is possible to convert your shares into a different share class or switch your shares into a different Fund within the OEIC. Details of how to do this are in the Prospectus (please note an initial charge may apply).

Remuneration Policy

The Remuneration Policy of the Authorised Corporate Director, which describes the remuneration practices and governance arrangements for UCITS and AIFMD Authorised entities, is available at www.assetmanagement.hsbc.com (please select "About Us" then "Our Governance" then "Remuneration Practices and Governance Arrangements for UCITS and AIFMD Authorised Entities") or on request free of charge from the Administrator.

Tax

UK tax legislation may have an impact on your personal position.

Management Company

HSBC Asset Management (Fund Services UK) Limited, the Authorised Corporate Director, may be held liable solely on the basis of any statement contained in this document that is misleading, inaccurate or inconsistent with the relevant parts of the Prospectus for the OEIC.

Segregated liability

The OEIC is an umbrella investment company with segregated liability between Funds. This means that the holdings of one Fund are kept separate from the holdings of the other Funds and your investment in the Fund cannot be used to pay the liabilities of any other Fund.

The Fund is authorised in the United Kingdom and regulated by the Financial Conduct Authority. HSBC Asset Management (Fund Services UK) Limited is authorised in the United Kingdom and regulated by the Financial Conduct Authority.

This key investor information is accurate as at 26 July 2024.

Key Investor Information

This document provides you with key investor information about this Fund. It is not marketing material. The information is required by law to help you understand the nature and the risks of investing in this Fund. You are advised to read it so you can make an informed decision about whether to invest.

HSBC HANG SENG TECH UCITS ETF

a sub-fund of HSBC ETFs PLC, (the "UCITS");
 managed by HSBC Investment Funds (Luxembourg) S.A.

Class:HKD
 ISIN:IE00BMWVXKN31

Objectives and Investment Policy

Investment Objective

The Fund aims to track as closely as possible the returns of the Hang Seng TECH Index (the "Index"). The Fund will invest in or gain exposure to shares of companies which make up the Index.

Investment Policy

The Index is made up of the 30 largest technology companies in Hong Kong SAR, as defined by the Index provider.

The Fund will be passively managed and will aim to invest in the shares of the companies in generally the same proportion as in the Index.

However, there may be circumstances when it is not possible or practical for the Fund to invest in all constituents of the Index. It may also invest in companies outside the Index, but which are expected to provide similar performance and risk characteristics to certain Index constituents.

If the Fund cannot invest directly in the companies that constitute the Index, it may gain exposure by using other investments such as depositary receipts, derivatives or funds.

The Fund may invest in money market instruments.

The Fund may invest up to 10% of its assets in other funds, including HSBC funds.


The Fund may invest up to 35% of its assets in securities from a single issuer during exceptional market conditions.

The Fund may invest up to 10% of its assets in total return swaps. However, this is not expected to exceed 5%.

The Fund may also invest in derivatives for efficient portfolio management purposes (such as to manage risk and costs, or to generate additional capital or income) and for investment purposes.

- ◆ The Fund may enter into securities lending transactions for up to 30% of its assets. However, this is not expected to exceed 25%.
- ◆ The reference currency of the Fund is HKD. The reference currency of this share class is HKD.
- ◆ The reference benchmark has a high level of concentration. This means that a small number of securities make up a significant proportion of the benchmark.
- ◆ Income is reinvested.
- ◆ Authorised Participants only may deal in the Fund's shares directly with the UCITS.
- ◆ The Fund's shares are listed on one or more stock exchange(s).
- ◆ You may sell your investment on most working days.
- ◆ Recommendation: this Fund may not be appropriate for investors who plan to withdraw their money within a period of 5 years.

Risk and Reward Profile



The risk and reward indicator is based on historical data and may not be a reliable indication of the future risk profile of the Fund.

The risk and reward category shown is not guaranteed to remain unchanged and may shift over time. The lowest category does not mean a risk-free investment.

Why is this Fund in this specific category?

This Fund is classified in category 7 because its price or simulated data has shown very high fluctuations historically.

Material risks not fully captured by the Risk and Reward Indicator:

- ◆ **Concentration Risk** The Fund may be concentrated in a limited number of securities, economic sectors and/or countries. As a result, it may be more volatile and have a greater risk of loss than more broadly diversified funds.
- ◆ **Counterparty Risk** The possibility that the counterparty to a transaction may be unwilling or unable to meet its obligations.

- ◆ **Derivatives Risk** Derivatives can behave unexpectedly. The pricing and volatility of many derivatives may diverge from strictly reflecting the pricing or volatility of their underlying reference(s), instrument or asset.
- ◆ **Emerging Markets Risk** Emerging markets are less established, and often more volatile, than developed markets and involve higher risks, particularly market, liquidity and currency risks.
- ◆ **Exchange Rate Risk** Changes in currency exchange rates could reduce or increase investment gains or investment losses, in some cases significantly.
- ◆ **Index Tracking Risk** To the extent that the Fund seeks to replicate index performance by holding individual securities, there is no guarantee that its composition or performance will exactly match that of the target index at any given time ("tracking error").
- ◆ **Investment Leverage Risk** Investment Leverage occurs when the economic exposure is greater than the amount invested, such as when derivatives are used. A Fund that employs leverage may experience greater gains and/or losses due to the amplification effect from a movement in the price of the reference source.
- ◆ **Liquidity Risk** Liquidity Risk is the risk that a Fund may encounter difficulties meeting its obligations in respect of financial liabilities that are settled by delivering cash or other financial assets, thereby compromising existing or remaining investors.
- ◆ **Operational Risk** Operational risks may subject the Fund to errors affecting transactions, valuation, accounting, and financial reporting, among other things.

Charges

The charges you pay are used to pay the running costs of the Fund, including the marketing and distribution costs. These charges reduce the potential growth of the investment.

One-off charges taken before or after you invest

Entry charge	0.00%
Exit charge	0.00%

This is the maximum that might be taken out of your money before it is invested or before the proceeds of your investment are paid out.

Charges taken from the Fund over a year

Ongoing charge	0.50%
----------------	-------

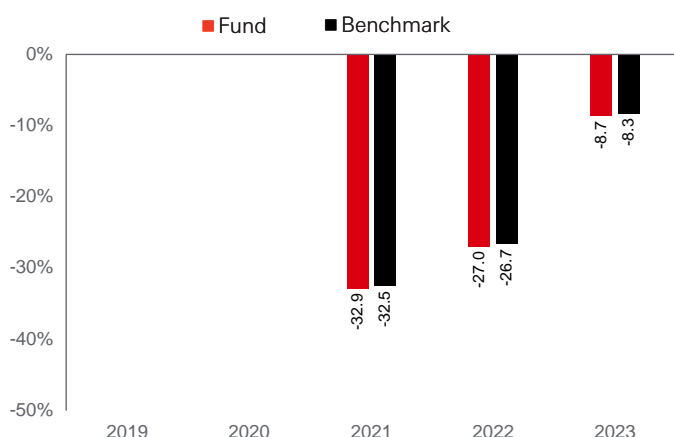
Charges taken from the Fund under certain specific conditions

Performance fee	None
-----------------	------

- ◆ No entry nor exit charges are payable where investors deal in shares in the secondary market – i.e. where shares are purchased and sold on a stock exchange. In such cases, investors may pay fees charged by their broker. Authorised Participants dealing directly with the Fund may be subject to a Direct Dealing (Cash Transaction) Fee of up to 3.00% on subscriptions and up to 3.00% on redemptions.
- ◆ A conversion charge may be payable.
- ◆ The ongoing charges figure is based on last year's expenses for the year ending 29/12/2023. Charges may vary from year to year.

Further information on Charges can be found in the "Fees and Expenses" section of the Prospectus and the Fund Supplement.

Past Performance



- ◆ Past performance is not a guide to future performance; the value of your investment and any income from it can go down as well as up.
- ◆ Performance returns are based on the net asset value with distributable income reinvested. Past performance takes account of all ongoing charges but not entry, exit or conversion charges.
- ◆ The past performance of this share class is calculated in HKD.
- ◆ The investment benchmark for the Fund is the Hang Seng TECH Index.
- ◆ The Fund was launched on 09 December 2020.

Practical Information

This product is based overseas and is not subject to UK sustainable investment labelling and disclosure requirements.

Depository

HSBC Continental Europe.

Further information

Further information about the Company including the Prospectus, the most recent annual and semi-annual reports of the Company and the latest share prices, may be obtained free of charge, in English, from the Administrator by emailing ifsinvestorqueries@hsbc.com, or by visiting www.etf.hsbc.com. The most recent Prospectus is available in English, French and German.

Details of the underlying investments of the fund are available on www.etf.hsbc.com. The indicative intra-day net asset value of the fund is available on at least one major market data vendor terminal such as Bloomberg, as well as on a wide range of websites that display stock market data, including www.reuters.com

This document describes a single share class of a sub-fund of the Company. The Prospectus, annual and semi-annual reports are prepared for the entire Company.

Share classes

It is possible to switch your shares into shares of a different share class or sub-fund within the Company. Details of how to do this are in the "Conversion of Shares - Primary Market" section of the Prospectus.

Remuneration Policy

The up-to-date remuneration policy of the Management Company, including a description of how remuneration and benefits are determined, is available at www.global.assetmanagement.hsbc.com/about-us/governance-structure. A paper copy is available free of charge from the Management Company.

Tax

The Fund is subject to Irish tax regulations. This may have an impact on your personal tax position.

Management Company

HSBC Investment Funds (Luxembourg) S.A. may be held liable solely on the basis of any statement contained in this document that is misleading, inaccurate or inconsistent with the relevant parts of the Prospectus.

Segregated liability

HSBC ETFs PLC is an investment company with segregated liability between sub-funds under Irish law. This means that the holdings of one sub-fund are kept separate from the holdings of the other sub-funds and your investment in the Fund cannot be used to pay the liabilities of any other sub-fund.

The Fund is authorised in Ireland and regulated by the Central Bank of Ireland (CBI).

This key investor information is accurate as at 15 November 2024.

KEY INVESTOR INFORMATION

This document provides you with key investor information about this Fund. It is not marketing material. The information is required by law to help you understand the nature and risks of investing in this Fund. You are advised to read it so you can make an informed decision about whether to invest.

iShares Continental European Equity Index Fund (UK)

A sub-fund of BlackRock Collective Investment Funds

Class D Accumulating GBP

ISIN: GB00B83MH186


Manager: BlackRock Fund Managers Limited

Objectives and Investment Policy

- ▶ The Fund aims to provide a return on your investment (generated through an increase in the value of the assets held by the Fund) by tracking closely the performance of the FTSE World Europe ex UK Index, the Fund's benchmark index.
- ▶ The Fund invests in equity securities (e.g. shares) of companies that make up the benchmark index.
- ▶ The benchmark index measures the performance of equity securities of leading companies listed in Europe, excluding the United Kingdom. The benchmark index is a free float-adjusted market capitalisation weighted index. Free float-adjusted means that only shares readily available in the market rather than all of a company's issued shares are used in calculating the benchmark index. Free float-adjusted market capitalisation is the share price of a company multiplied by the number of shares readily available in the market.
- ▶ The Fund is passively managed and the investment manager has limited discretion to select the Fund's investments and in doing so will take into consideration the benchmark index.
- ▶ The Fund intends to replicate the benchmark index by holding the equity securities, which make up the benchmark index, in similar proportions to the benchmark index.
- ▶ The Fund may also engage in short term secured lending of its investments to certain eligible third parties. This is used as a means of generating additional income and to off-set the costs of the Fund.
- ▶ Recommendation: This Fund may not be appropriate for short-term investment.
- ▶ Your units will be accumulating units (i.e. dividend income will be included in their value).
- ▶ Your units will be denominated in Sterling, the Fund's base currency.
- ▶ You can buy and sell your units daily. The minimum initial investment for this unit class is £100,000.

For more information on the Fund, share/unit classes, risks and charges, please see the Fund's prospectus, available on the product pages at www.blackrock.com

Risk and Reward Profile



- ▶ This indicator is based on historical data and may not be a reliable indication of the future risk profile of the Fund.
- ▶ The risk category shown is not guaranteed and may change over time.
- ▶ The lowest category does not mean risk free.
- ▶ The Fund is rated six due to the nature of its investments which include the risks listed below. These factors may impact the value of the Fund's investments or expose the Fund to losses.

- The value of equities and equity-related securities can be affected by daily stock market movements. Other influential factors include political, economic news, company earnings and significant corporate events.
- ▶ Particular risks not adequately captured by the risk indicator include:
 - Counterparty Risk: The insolvency of any institutions providing services such as safekeeping of assets or acting as counterparty to derivatives or other instruments, may expose the Fund to financial loss.

Charges

The charges are used to pay the costs of running the Fund, including the costs of marketing and distributing it. These charges reduce the potential growth of your investment.

The entry and exit charges shown are maximum figures. In some cases you might pay less. Please refer to your financial advisor or the distributor for the actual entry and exit charges.

*Subject to a charge of up to 2% paid into the Fund where the Manager suspects excessive trading by an investor.

The ongoing charges figure is based on expenses for the twelve month period ending 31 December 2023. This figure may vary from year to year. It excludes portfolio trade-related costs, except costs paid to the custodian and any entry/exit charge paid to an underlying collective investment scheme (if any).

** To the extent the Fund undertakes securities lending to reduce costs, the Fund will receive 62.5% of the associated revenue generated and the remaining 37.5% will be received by BlackRock as the securities lending agent. As securities lending revenue sharing does not increase the costs of running the Fund, this has been excluded from the ongoing charges.

One-off charges taken before or after you invest	
Entry Charge	None
Exit Charge	None*

This is the maximum that might be taken out of your money before it is invested or before proceeds of your investments are paid out.

Charges taken from the Fund over each year	
Ongoing Charges	0.06%**
Charges taken from the Fund under certain conditions	
Performance Fee	None

Past Performance

Past performance is not a guide to future performance.

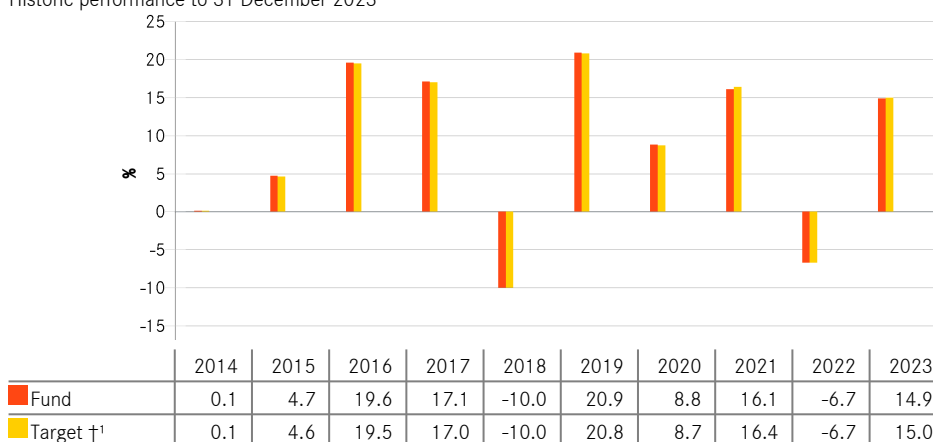
The chart shows the Fund's annual performance in GBP for each full calendar year over the period displayed in the chart. It is expressed as a percentage change of the Fund's net asset value at each year-end. The Fund was launched in 2005. The unit class was launched in 2012.

Performance is shown after deduction of ongoing charges. Any entry/exit charges are excluded from the calculation.

†1FTSE World Europe ex UK Index (GBP)

As of 31 December 2014, the Benchmark Index converted from a close of business valuation to a midday valuation. Historic performance of the Benchmark has been simulated by the Benchmark provider and such data is used for the purposes of demonstrating historic performance in the "Past Performance" table from 31 July 2009 or from the launch of the share class if later.

Historic performance to 31 December 2023



Practical Information

- ▶ The trustee and depositary of the Fund is The Bank of New York Mellon (International) Limited, which also acts as custodian.
- ▶ Further information about the Fund can be obtained from the latest annual report and half-yearly reports of the BlackRock Collective Investment Funds (BCIF). These documents are available free of charge in English. These can be found, along with other information, such as unit prices, on the BlackRock website at www.blackrock.com, on the iShares website at www.ishares.com or by calling Investor Services on 0800 44 55 22.
- ▶ Investors should note that the tax legislation that applies to the Fund may have an impact on the personal tax position of your investment in the Fund.
- ▶ The Fund is a sub-fund of BCIF, an umbrella structure comprising different sub-funds. This document is specific to the Fund and unit class stated at the beginning of this document. However, the prospectus, annual and half-yearly reports are prepared for the umbrella.
- ▶ BlackRock Fund Managers Limited may be held liable solely on the basis of any statement contained in this document that is misleading, inaccurate or inconsistent with the relevant parts of the Fund's prospectus.
- ▶ The assets of the Fund are held on trust for its unitholders under English trust law which means that its assets cannot be used to discharge the liabilities of other sub-funds within BCIF. In addition, the Fund's assets are held separately from the assets of other sub-funds.
- ▶ Investors may switch their units in the Fund for units in another sub-fund within BCIF, subject to meeting certain conditions as set out in the prospectus.
- ▶ The Remuneration Policy of the Management Company, which describes how remuneration and benefits are determined and awarded, and the associated governance arrangements, is available at www.blackrock.com/Remunerationpolicy or on request from the registered office of the Management Company.

Purpose

This document provides you with key information about this investment product. It is not marketing material. The information is required by law to help you understand the nature, risks, costs, potential gains and losses of this product and to help you compare it with other products.

Product

iShares Edge MSCI Europe Value Factor UCITS ETF (the "Fund"), **EUR Accu** (the "Share Class"), ISIN: **IE00BQN1K901**, is authorised in Ireland and manufactured by BlackRock Asset Management Ireland Limited (the "Manager") which is part of the BlackRock, Inc group.

The Manager is authorised in Ireland and regulated by the Central Bank of Ireland (the "CBI") and the CBI is responsible for supervising the Manager in relation to this Key Information Document.

More information is available at www.blackrock.com or by calling **+49 (0) 89 42729 5858**. This document is dated 14 June 2024.

What is this product?

Type: The Fund is a sub-fund of iShares IV plc, an umbrella company incorporated in Ireland, authorised by the Central Bank of Ireland as a Undertaking for Collective Investment in Transferable Securities ("UCITS"). The Fund is a UCITS exchange-traded fund, a UCITS ETF.

Term: The Fund does not have a fixed term of existence or maturity period but in certain circumstances, as described in the Fund prospectus, the Fund may be unilaterally terminated following written notice to unitholders subject to compliance with the Fund prospectus and applicable regulation.

Objectives


- The Share Class is a share class of a Fund which aims to achieve a return on your investment, through a combination of capital growth and income on the Fund's assets, which reflects the return of the MSCI Europe Enhanced Value Index, the Fund's benchmark index (Index).
- The Share Class, via the Fund is passively managed, and invests in equity securities (e.g. shares) that, so far as possible and practicable, make up the Index.
- The Index aims to reflect the performance characteristics of a subset of equity securities within the MSCI Europe Index (Parent Index) which are selected for their good value. The constituents of the Index are selected from the Parent Index based on three main equally weighted indicators of whether equity securities of a company provide good value: comparing the price of an equity to estimated future earnings of the company (based on a consensus of analysts' views published by an industry recognised third party source); the price of an equity security relative to the book value (i.e. the value of shareholder equity on the balance sheet) of the company; and enterprise value (a measure of a company's value, incorporating debt and equity) of a company relative to its operating cash flow (i.e. a measure of the amount of cash generated by a company's normal business operations), save that enterprise value is not used as an indicator of good value for financial sector companies due to their capital structure. The Index incorporates constraints on sector weights to limit significant deviations from the Parent Index.
- The Parent Index is designed to provide representation of the equity markets in developed European countries. Companies are included in the Parent Index based on the proportion of their shares in issue that are available for purchase by international investors.
- The Fund uses optimising techniques to achieve a similar return to the Index. These techniques may include the strategic selection of certain securities that make up the Index or other securities which provide similar performance to certain constituent securities. These may also include the use of financial derivative instruments (FDIs) (i.e. investments the prices of which are based on one or more underlying assets). FDIs may be used for direct investment purposes.
- The Fund may also engage in short-term secured lending of its investments to certain eligible third parties. This is used as a means of generating additional income and to off-set the costs of the Fund.
- The price of equity securities fluctuates daily and may be influenced by factors affecting the performance of the individual companies issuing the equities, as well as by daily stock market movements, and broader economic and political developments which in turn may affect the value of your investment.
- The relationship between the return on your investment, how it is impacted and the period for which you hold your investment is considered below (see "How long should I hold it and can I take my money out early?").
- The depositary of the Fund is State Street Custodial Services (Ireland) Limited.
- Further information about the Fund can be obtained from the latest annual report and half-yearly reports of the iShares IV plc. These documents are available free of charge in English and certain other languages. These can be found, along with other (practical) information, including prices of units, on the iShares website at: www.ishares.com or by calling +44 (0)845 357 7000 or from your broker.
- Your shares will be accumulating shares (i.e. income will be included in their value).
- Your shares will be denominated in Euro, the Fund's base currency.
- The shares are listed and traded on various stock exchanges. In normal circumstances, only authorised participants may buy and sell shares directly with the Fund. Investors who are not authorised participants (e.g. select financial institutions) can generally only buy or sell the shares on the secondary market (e.g. via a broker on a stock exchange) at the then prevailing market price. The value of the shares are related to the value of the underlying assets of the Fund, less costs (see "What are the costs?" below). The prevailing market price at which the shares trade on the secondary market may deviate from the value of the Shares. Indicative net asset value is published on relevant stock exchanges websites.

Intended retail investor: The Fund is intended for retail investors with the ability to bear losses up to the amount invested in the Fund (see "How long should I hold it and can I take my money out early?").

Insurance benefits: The Fund does not offer any insurance benefits.

What are the risks and what could I get in return?

Risk Indicator



1	2	3	4	5	6	7
 The risk indicator assumes you keep the product for 5 years. The actual risk can vary significantly if you cash in at an early stage and you may get back less.						

- The summary risk indicator is a guide to the level of risk of this product compared to other products. It shows how likely it is that the product will lose money because of movements in the markets or because we are not able to pay you.
- We have classified this product as 5 out of 7, which is a medium high risk class. This classification rates the potential losses from future performance at a medium high level, and poor market conditions could affect the value of your investment. This classification is not guaranteed and may change over time and may not be a reliable indication of the future risk profile of the Fund. The lowest category does not mean risk free.
- **Be aware of currency risk.** If you receive payments in a currency that is different to the product's base currency, the final return you will get depends on the exchange rate between the two currencies. This risk is not considered in the indicator shown above.
- Please refer to the product's Prospectus for details of other materially relevant risks that may apply to this product.
- This product does not include any protection from future market performance so you could lose some or all of your investment.
- If the product is not able to pay you what is owed, you could lose your entire investment.

Performance Scenarios

The figures shown include all the costs of the product itself, but may not include all the costs that you pay to your advisor or distributor. The figures do not take into account your personal tax situation, which may also affect how much you get back. What you will get from this product depends on future market performance. Market developments in the future are uncertain and cannot be accurately predicted. The unfavourable, moderate, and favourable scenarios shown are illustrations using the worst, average, and best performance of the product, which may include input from benchmark(s) / proxy, over the last ten years. Markets could develop very differently in the future.

Recommended holding period : 5 years		Example Investment : EUR 10,000	
Scenarios		If you exit after 1 year	If you exit after 5 years
Minimum	There is no minimum guaranteed return. You could lose some or all of your investment.		
Stress*	What you might get back after costs	6,840 EUR	2,160 EUR
	Average return each year	-31.6%	-26.4%
Unfavourable**	What you might get back after costs	7,690 EUR	7,580 EUR
	Average return each year	-23.1%	-5.4%
Moderate***	What you might get back after costs	10,550 EUR	12,230 EUR
	Average return each year	5.5%	4.1%
Favourable****	What you might get back after costs	15,220 EUR	15,440 EUR
	Average return each year	52.2%	9.1%

* The stress scenario shows what you might get back in extreme market circumstances.

** This type of scenario occurred for an investment in the product and/or benchmark(s) or proxy between March 2015 - March 2020.

*** This type of scenario occurred for an investment in the product and/or benchmark(s) or proxy between October 2014 - October 2019.

**** This type of scenario occurred for an investment in the product and/or benchmark(s) or proxy between December 2018 - December 2023.

What happens if BlackRock Asset Management Ireland Limited is unable to pay out?

The assets of the Fund are held in safekeeping by its depositary, State Street Custodial Services (Ireland) Limited (the "Depositary"). In the event of the insolvency of the Manager, the Fund's assets in the safekeeping of the Depositary will not be affected. However, in the event of the Depositary's insolvency, or someone acting on its behalf, the Fund may suffer a financial loss. However, this risk is mitigated to a certain extent by the fact the Depositary is required by law and regulation to segregate its own assets from the assets of the Fund. The Depositary will also be liable to the Fund and the investors for any loss arising from, among other things, its negligence, fraud or intentional failure properly to fulfil its obligations (subject to certain limitations). As a shareholder of the Fund you would not be able to make a claim to the UK Financial Services Compensation Scheme or any other scheme about the Fund in the event that the Fund is unable to pay out.

What are the costs?

The person advising on or selling you this product may charge you other costs. If so, this person will provide you with information about these costs and how they affect your investment.

Costs over time: The tables show the amounts that are taken from your investment to cover different types of costs. These amounts depend on how much you invest, how long you hold the product and how well the product does. The amounts shown here are illustrations based on an example investment amount and different possible investment periods.

We have assumed:

- In the first year you would get back the amount that you invested (0 % annual return).
- For the other holding periods we have assumed the product performs as shown in the moderate scenario.
- EUR 10,000 is invested.

	If you exit after 1 year	If you exit after 5 years
Total costs	29 EUR	179 EUR
Annual cost Impact (*)	0.3%	0.3%

(*) This illustrates how costs reduce your return each year over the holding period. For example it shows that if you exit at the recommended holding period your average return per year is projected to be 4.4 % before costs and 4.1 % after costs.

We may share part of the costs with the person selling you the product to cover the services they provide to you. They will inform you of the amount.

Composition of Costs

One-off costs upon entry or exit

		If you exit after 1 year
Entry costs	We do not charge an entry fee. ¹	-
Exit costs	We do not charge an exit fee. ¹	-

Ongoing costs taken each year

Management fees and other administrative or operating costs	0.25% of the value of your investment per year. This is based on a combination of estimated and actual costs data over the last year. Any underlying product costs are included here with the exception of transaction costs which would be included below under 'Transaction costs'.	25 EUR
Transaction costs	0.04% of the value of your investment per year. This is an estimate of the costs incurred when we buy and sell the underlying investments for the product. The actual amount will vary depending on how much we buy and sell.	4 EUR

Incidental costs taken under specific conditions

Performance fees	There is no performance fee for this product.	-
------------------	---	---

¹Not applicable to secondary market investors. Investors dealing via stock exchanges will pay fees charged by stock brokers. Such charges can be obtained on exchanges where the shares are listed and traded, or from stock brokers. Authorised participants dealing directly with the Fund or the Management Company will pay related transaction costs.

How long should I hold it and can I take money out early? Recommended Holding Period: 5 years

The recommended holding period (RHP) has been calculated in line with the investment strategy of the Fund and the time frame in which it is expected that it will be possible to achieve the investment objective of the Fund. Any investment should be considered against your specific investment needs and appetite for risk. BlackRock has not considered the suitability or appropriateness of this investment for your personal circumstances. If you are in any doubt about the suitability of the Fund to your needs you should seek appropriate professional advice. Details of dealing frequency can be found under "What is this product?". You may receive less than expected if you cash in earlier than the RHP. The RHP is an estimate and must not be taken as a guarantee or an indication of future performance, return or risk levels. Please see the "What are the costs?" section for details of any exit fees.

How can I complain?

If you are not entirely satisfied with any aspect of the service you have received and you wish to complain, details of our complaints handling process are available at www.blackrock.com/uk/individual/about-blackrock/contact-us. Additionally, you can also write to the Investor Services Team, at BlackRock's UK Registered Office, 12 Throgmorton Avenue, London, EC2N 2DL or e-mail them at enquiry@ukclientservices.blackrock.com.

Other relevant information

The latest version of this document, 8 year(s) of past performance of the Fund, previous performance scenario of the Fund, the latest annual report and half-yearly report and any additional information issued to shareholders can be obtained free of charge, in English, from www.blackrock.com or by calling the Investor Services Team on +353 1 612 3394 or from your broker, financial adviser or distributor.

The benchmark(s) referenced herein are the intellectual property of the index provider(s). The product is not sponsored or endorsed by the index provider(s). Please refer to the product's prospectus and/or www.blackrock.com for full disclaimer(s).

The Remuneration Policy of the Management Company, which describes how remuneration and benefits are determined and awarded, and the associated governance arrangements, is available at www.blackrock.com/Remunerationpolicy or on request from the registered office of the Manager.

KEY INVESTOR INFORMATION

This document provides you with key investor information about this Fund. It is not marketing material. The information is required by law to help you understand the nature and risks of investing in this Fund. You are advised to read it so you can make an informed decision about whether to invest.

iShares Overseas Government Bond Index Fund (UK)

A sub-fund of BlackRock Collective Investment Funds

Class D Hedged GBP

ISIN: GB00BN091P94

Manager: BlackRock Fund Managers Limited

Objectives and Investment Policy

- ▶ The Fund aims to provide a return on your investment (generated through an increase in the value of the assets held by the Fund and/or income received from those assets) by tracking closely the performance of the JP Morgan Global Government Bond Index ex-UK, the Fund's benchmark index.
- ▶ The Fund is passively managed and the investment manager has limited discretion to select the Fund's investments and in doing so may take into consideration the benchmark index. The Fund invests in fixed income securities (such as bonds) that make up the benchmark index and, at the time of purchase, comply with the credit rating requirements of the benchmark index.
- ▶ The Fund's benchmark index measures the performance of fixed income securities issued by governments of countries (excluding the United Kingdom). The fixed income securities will pay income according to a fixed rate of interest and will have a credit rating which reflects that of the relevant government. They will have a minimum remaining time to maturity (i.e. the time until they become due for repayment) of 1 year.
- ▶ The Fund uses techniques to achieve a similar return to its benchmark index. These techniques may include the strategic selection of certain securities that make up the benchmark index or other fixed income securities which provide similar performance to certain constituent securities. They may also include the use of derivatives (i.e. investments the prices of which are based on one or more underlying assets).
- ▶ The Fund may also engage in short-term secured lending of its investments to certain eligible third parties. This is used as a means of generating additional income and to off-set the costs of the Fund.
- ▶ Recommendation: This Fund may not be appropriate for short-term investment.
- ▶ Your units will be accumulating units (i.e. dividend income will be included in their value).
- ▶ Your units will be denominated in Sterling, the Fund's base currency.
- ▶ Your units will be "hedged" with the aim of reducing the effect of exchange rate fluctuations between the base currency of the Fund (which is Sterling) and any different currencies in which the assets of the Fund are denominated. FDIs, including FX forward contracts, will be used for currency hedging purposes. The hedging strategy may not completely eliminate currency risk and, therefore, may affect the performance of your units.
- ▶ You can buy and sell your units daily. The minimum initial investment for this unit class is £100,000.

For more information on the Fund, share/unit classes, risks and charges, please see the Fund's prospectus, available on the product pages at www.blackrock.com

Risk and Reward Profile



- ▶ The risk indicator was calculated incorporating simulated historical data and may not be a reliable indication of the future risk profile of the Fund.
- ▶ The risk category shown is not guaranteed and may change over time.
- ▶ The lowest category does not mean risk free.
- ▶ The Fund is rated four due to the nature of its investments which include the risks listed below. These factors may impact the value of the Fund's investments or expose the Fund to losses.

- Credit risk, changes to interest rates and/or issuer defaults will have a significant impact on the performance of fixed income securities. Potential or actual credit rating downgrades may increase the level of risk.
- ▶ Particular risks not adequately captured by the risk indicator include:
 - Counterparty Risk: The insolvency of any institutions providing services such as safekeeping of assets or acting as counterparty to derivatives or other instruments, may expose the Fund to financial loss.
 - Credit Risk: The issuer of a financial asset held within the Fund may not pay income or repay capital to the Fund when due.
 - Liquidity Risk: Lower liquidity means there are insufficient buyers or sellers to allow the Fund to sell or buy investments readily.

Charges

The charges are used to pay the costs of running the Fund, including the costs of marketing and distributing it. These charges reduce the potential growth of your investment.

The entry and exit charges shown are maximum figures. In some cases you might pay less. Please refer to your financial advisor or the distributor for the actual entry and exit charges.

*Subject to a charge of up to 2% paid into the Fund where the Manager suspects excessive trading by an investor.

The ongoing charges figure shown here is an estimate of the annualised charges. An estimate is being used because the Fund (or unit class) was newly launched or it has been launched within the reported period. The Fund's annual report for each financial year will include detail on the exact charges made.

** To the extent the Fund undertakes securities lending to reduce costs, the Fund will receive 62.5% of the associated revenue generated and the remaining 37.5% will be received by BlackRock as the securities lending agent. As securities lending revenue sharing does not increase the costs of running the Fund, this has been excluded from the ongoing charges.

One-off charges taken before or after you invest	
Entry Charge	None
Exit Charge	None*
This is the maximum that might be taken out of your money before it is invested or before proceeds of your investments are paid out.	
Charges taken from the Fund over each year	
Ongoing Charges	0.13%**
Charges taken from the Fund under certain conditions	
Performance Fee	None

Past Performance

Past performance is not a guide to future performance.

The Fund was launched in 2011. The unit class was launched in 2023.

Performance is shown after deduction of ongoing charges. Any entry/exit charges are excluded from the calculation.

This chart has been left intentionally blank as there is less than one year's performance data.

Practical Information

- ▶ The trustee and depositary of the Fund is The Bank of New York Mellon (International) Limited, which also acts as custodian.
- ▶ Further information about the Fund can be obtained from the latest annual report and half-yearly reports of the BlackRock Collective Investment Funds (BCIF). These documents are available free of charge in English. These can be found, along with other information, such as unit prices, on the BlackRock website at www.blackrock.com, on the iShares website at www.ishares.com or by calling Investor Services on 0800 44 55 22.
- ▶ Investors should note that the tax legislation that applies to the Fund may have an impact on the personal tax position of your investment in the Fund.
- ▶ The Fund is a sub-fund of BCIF, an umbrella structure comprising different sub-funds. This document is specific to the Fund and unit class stated at the beginning of this document. However, the prospectus, annual and half-yearly reports are prepared for the umbrella.
- ▶ BlackRock Fund Managers Limited may be held liable solely on the basis of any statement contained in this document that is misleading, inaccurate or inconsistent with the relevant parts of the Fund's prospectus.
- ▶ The assets of the Fund are held on trust for its unitholders under English trust law which means that its assets cannot be used to discharge the liabilities of other sub-funds within BCIF. In addition, the Fund's assets are held separately from the assets of other sub-funds.
- ▶ Investors may switch their units in the Fund for units in another sub-fund within BCIF, subject to meeting certain conditions as set out in the prospectus.
- ▶ The Remuneration Policy of the Management Company, which describes how remuneration and benefits are determined and awarded, and the associated governance arrangements, is available at www.blackrock.com/Remunerationpolicy or on request from the registered office of the Management Company.

KEY INVESTOR INFORMATION

This document provides you with key investor information about this Fund. It is not marketing material. The information is required by law to help you understand the nature and risks of investing in this Fund. You are advised to read it so you can make an informed decision about whether to invest.

**iShares Pacific ex Japan Equity Index Fund
(UK)**

A sub-fund of BlackRock Collective Investment Funds

Class D Accumulating GBP

ISIN: GB00B849FB47

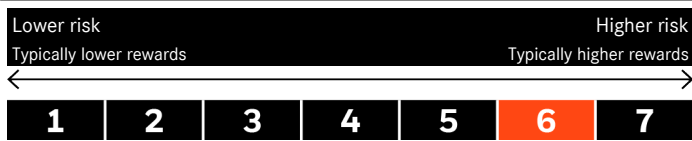
Manager: BlackRock Fund Managers Limited

Objectives and Investment Policy

- ▶ The Fund aims to provide a return on your investment (generated through an increase in the value of the assets held by the Fund) by tracking closely the performance of the FTSE World Asia-Pacific ex-Japan Index, the Fund's benchmark index.
- ▶ The Fund invests in equity securities (e.g. shares) of companies that make up the benchmark index.
- ▶ The benchmark index measures the performance of equity securities of leading companies listed in the Asia Pacific region excluding Japan. The benchmark index is a free float-adjusted market capitalisation weighted index. Free float-adjusted means that only shares readily available in the market rather than all of a company's issued shares are used in calculating the benchmark index. Free float-adjusted market capitalisation is the share price of a company multiplied by the number of shares readily available in the market.
- ▶ The Fund is passively managed and the investment manager has limited discretion to select the Fund's investments and in doing so will take into consideration the benchmark index.
- ▶ The Fund intends to replicate the benchmark index by holding the equity securities, which make up the benchmark index, in similar proportions to the benchmark index.
- ▶ The Fund may also engage in short term secured lending of its investments to certain eligible third parties. This is used as a means of generating additional income and to off-set the costs of the Fund.
- ▶ Recommendation: This Fund may not be appropriate for short-term investment.
- ▶ Your units will be accumulating units (i.e. dividend income will be included in their value).
- ▶ Your units will be denominated in Sterling, the Fund's base currency.
- ▶ You can buy and sell your units daily. The minimum initial investment for this unit class is £100,000.

For more information on the Fund, share/unit classes, risks and charges, please see the Fund's prospectus, available on the product pages at www.blackrock.com

Risk and Reward Profile



- ▶ This indicator is based on historical data and may not be a reliable indication of the future risk profile of the Fund.
 - ▶ The risk category shown is not guaranteed and may change over time.
 - ▶ The lowest category does not mean risk free.
 - ▶ The Fund is rated six due to the nature of its investments which include the risks listed below. These factors may impact the value of the Fund's investments or expose the Fund to losses.
- Emerging markets are generally more sensitive to economic and political conditions than developed markets. Other factors include greater 'Liquidity Risk', restrictions on investment or transfer of assets, failed/delayed delivery of securities or payments to the Fund and sustainability-related risks.
 - Currency Risk: The Fund invests in other currencies. Changes in exchange rates will therefore affect the value of the investment.
 - The value of equities and equity-related securities can be affected by daily stock market movements. Other influential factors include political, economic news, company earnings and significant corporate events.
 - ▶ Particular risks not adequately captured by the risk indicator include:
 - Counterparty Risk: The insolvency of any institutions providing services such as safekeeping of assets or acting as counterparty to derivatives or other instruments, may expose the Fund to financial loss.
 - Liquidity Risk: Lower liquidity means there are insufficient buyers or sellers to allow the Fund to sell or buy investments readily.

Charges

The charges are used to pay the costs of running the Fund, including the costs of marketing and distributing it. These charges reduce the potential growth of your investment.

The entry and exit charges shown are maximum figures. In some cases you might pay less. Please refer to your financial advisor or the distributor for the actual entry and exit charges.

*Subject to a charge of up to 2% paid into the Fund where the Manager suspects excessive trading by an investor.

The ongoing charges figure is based on expenses for the twelve month period ending 29 May 2024. This figure may vary from year to year. It excludes portfolio trade-related costs, except costs paid to the custodian and any entry/exit charge paid to an underlying collective investment scheme (if any).

** To the extent the Fund undertakes securities lending to reduce costs, the Fund will receive 62.5% of the associated revenue generated and the remaining 37.5% will be received by BlackRock as the securities lending agent. As securities lending revenue sharing does not increase the costs of running the Fund, this has been excluded from the ongoing charges.

One-off charges taken before or after you invest	
Entry Charge	None
Exit Charge	None*

This is the maximum that might be taken out of your money before it is invested or before proceeds of your investments are paid out.

Charges taken from the Fund over each year	
Ongoing Charges	0.12%**
Charges taken from the Fund under certain conditions	
Performance Fee	None

Past Performance

Past performance is not a guide to future performance.

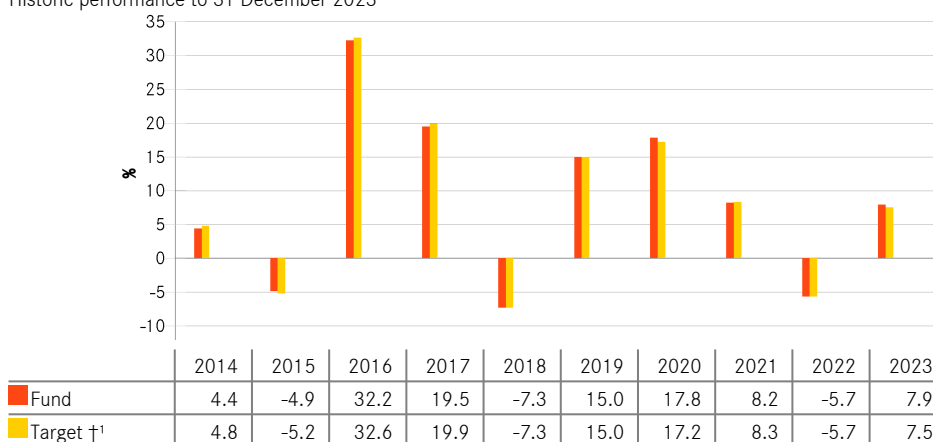
The chart shows the Fund's annual performance in GBP for each full calendar year over the period displayed in the chart. It is expressed as a percentage change of the Fund's net asset value at each year-end. The Fund was launched in 2005. The unit class was launched in 2012.

Performance is shown after deduction of ongoing charges. Any entry/exit charges are excluded from the calculation.

†1 FTSE World Asia Pacific ex Japan Index (GBP)

As of 31 December 2014, the Benchmark Index converted from a close of business valuation to a midday valuation. Historic performance of the Benchmark has been simulated by the Benchmark provider and such data is used for the purposes of demonstrating historic performance in the "Past Performance" table from 31 July 2009 or from the launch of the share class if later.

Historic performance to 31 December 2023



Practical Information

- ▶ The trustee and depositary of the Fund is The Bank of New York Mellon (International) Limited, which also acts as custodian.
- ▶ Further information about the Fund can be obtained from the latest annual report and half-yearly reports of the BlackRock Collective Investment Funds (BCIF). These documents are available free of charge in English. These can be found, along with other information, such as unit prices, on the BlackRock website at www.blackrock.com, on the iShares website at www.ishares.com or by calling Investor Services on 0800 44 55 22.
- ▶ Investors should note that the tax legislation that applies to the Fund may have an impact on the personal tax position of your investment in the Fund.
- ▶ The Fund is a sub-fund of BCIF, an umbrella structure comprising different sub-funds. This document is specific to the Fund and unit class stated at the beginning of this document. However, the prospectus, annual and half-yearly reports are prepared for the umbrella.
- ▶ BlackRock Fund Managers Limited may be held liable solely on the basis of any statement contained in this document that is misleading, inaccurate or inconsistent with the relevant parts of the Fund's prospectus.
- ▶ The assets of the Fund are held on trust for its unitholders under English trust law which means that its assets cannot be used to discharge the liabilities of other sub-funds within BCIF. In addition, the Fund's assets are held separately from the assets of other sub-funds.
- ▶ Investors may switch their units in the Fund for units in another sub-fund within BCIF, subject to meeting certain conditions as set out in the prospectus.
- ▶ The Remuneration Policy of the Management Company, which describes how remuneration and benefits are determined and awarded, and the associated governance arrangements, is available at www.blackrock.com/Remunerationpolicy or on request from the registered office of the Management Company.

Key Investor Information

This document provides you with key investor information about this fund. It is not marketing material. The information is required by law to help you understand the nature and the risks of investing in this fund. You are advised to read it so you can make an informed decision about whether to invest.

Legal & General All Stocks Gilt Index Trust Unit Class C GBP Accumulation - ISIN: GB00BG0QNW27

The authorised fund manager of the Fund is Legal & General (Unit Trust Managers) Limited (the "Manager").

OBJECTIVES AND INVESTMENT POLICY

- The objective of the Fund is to track the performance of the FTSE Actuaries UK Conventional Gilts All Stocks Index, the "Benchmark Index" before fees and expenses are applied. Fund performance may differ from the Benchmark Index due to the deduction of fees and expenses and the impact of any tracking error factors.
 - The Benchmark Index comprises government or other public bonds (a type of loan that pays interest) issued by the government of the United Kingdom (known as gilts) in accordance with the index provider's methodology.
 - The gilts that the Fund invests in will be investment grade bonds (rated as lower risk). Investment grade bonds are bonds that have achieved a higher credit rating from a rating agency. Credit ratings give an indication of how likely it is that the issuer of a bond will be able to pay back interest and the loan on time.
 - The Fund seeks to replicate as closely as possible the constituents of the Benchmark Index.
 - The Fund will have at least 90% exposure to assets that are included in the Benchmark Index.
 - The Fund may also invest in government or other public bonds issued by the government of the United Kingdom which are reasonably expected to become part of the Benchmark Index in the near future or are an alternative to a constituent of the Benchmark Index, money market instruments (such as treasury bills), cash, deposits and collective investment schemes, including those managed or operated by the Manager or an associate of the Manager.
 - The Manager may only hold money market instruments and deposits for liquidity purposes to facilitate the redemption of units and the efficient management of the Fund.
 - The Fund may use derivatives (contracts which have a value linked to the price of another asset) to:
 - reduce risk or cost; or
 - generate additional capital or income with no, or an acceptably low, level of risk.
- Other information:**
- The Fund is passively managed as it tracks the Benchmark Index.
 - Your units will be accumulation units. Income from the Fund's investments (interest) will be reinvested back into the value of your units.
 - You can buy or sell units in this Fund on any business day. You need to contact us with your instruction before 12 noon. This is the time we calculate unit prices for this Fund. If you contact us after 12 noon, the units will be bought or sold at the next business day's price.
 - The Fund's base currency is denominated in GBP.
 - This Fund may be suitable for investors looking to invest in bonds issued by the UK government (known as gilts), as represented by the Benchmark Index.
 - Although investors can take their money out at any time, this Fund may not be appropriate for those who plan to withdraw their money within five years.
 - This Fund is not designed for investors who cannot afford more than a minimal loss of their investment.
 - If you do not understand this document we recommend you seek additional information to help you decide if this Fund is right for you.

RISK AND REWARD PROFILE



1	2	3	4	5	6	7
---	---	---	---	---	---	---

- The Risk and Reward Indicator table demonstrates where the Fund ranks in terms of its potential risk and reward. The higher the rank the greater the potential reward but the greater the risk of losing money. It is not guaranteed to remain the same and may change over time. It is based on historical data and may not be a reliable indication of the future risk profile of the Fund. The shaded area in the table above shows the Fund's ranking on the Risk and Reward Indicator.
- The Fund is in category 4 because it invests in company or government bonds which are sensitive to changes in interest rates, inflation and credit. This can be driven by political and economic changes and other significant events and may cause the value to go up and down. Bonds that are closer to their maturity date tend to be more stable in value. Bonds are generally considered to be higher risk investments than cash, but lower risk than company shares.
- Even a fund in the lowest category is not a risk free investment.
- The value of your investment may fall as well as rise and is not guaranteed. You might get back less than you invest.

Further information on the risks of investing in this fund is contained in the Prospectus available at www.legalandgeneral.com/reports.

The risk and reward indicator may not take account of the following risks of investing in the Fund:

- Derivatives are highly sensitive to changes in the value of the asset on which they are based and can increase the size of losses and gains.
- The Fund could lose money if any institutions providing services such as acting as counterparty to derivatives or other instruments, becomes unwilling or unable to meet its obligations to the Fund.
- The Fund invests directly or indirectly in bonds which are issued by companies or governments. If these companies or governments experience financial difficulty, they may be unable to pay back some or all of the interest, original investment or other payments that they owe. If this happens, the value of the Fund may fall.
- This Fund holds bonds that are traded through agents, brokers or investment banks matching buyers and sellers. This makes the bonds less easy to buy and sell than investments traded on an exchange. In exceptional circumstances the Fund may not be able to sell bonds and may defer withdrawals, or suspend dealing. The Directors can only delay paying out if it is in the interests of all investors and with the permission of the Fund depositary.
- Investment returns on bonds are sensitive to trends in interest rate movements. Such changes will affect the value of your investment.
- We may take some or all of the ongoing charges from the Fund's capital rather than the Fund's income. This increases the amount of income, but it reduces the growth potential and may lead to a fall in the value of the Fund.

CHARGES

The charges you pay are used to pay the costs of running the Fund, including the costs of marketing and distributing it. These charges reduce the potential return from your investment.

One-off charges taken before or after you invest	
Entry charge	0.00%
Exit charge	0.00%
This is the maximum that might be taken out of your money before it is invested.	
The price for buying and selling units is subject to a Dilution Adjustment See opposite.	
Charges taken from the fund over each year	
Ongoing charge	0.08%
Charges taken from the fund under certain specific conditions	
Performance fee	None

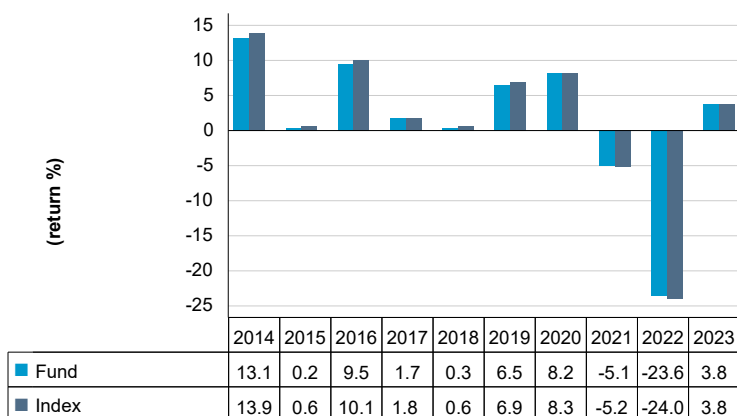
- There are no entry or exit charges.
- The ongoing charges figure is based on the latest available expenses at December 2023. This figure may vary from year to year.
- This Fund's ongoing charges include any charges made by any other funds it may invest in. They exclude portfolio transaction costs.
- The ongoing charges are taken partly from the income and partly from the capital of the Fund.

Other costs:

- **Dilution adjustment:** On any day, the prices for buying or selling units in this Fund are the same. The Fund manager calculates a single price for this Fund based on the mid-point between the buying and selling prices of the Fund's assets. In certain circumstances, the Fund manager can adjust this price to account for whether there is more money going into or coming out of the Fund. This is called a 'dilution adjustment'.
- This can vary but as an example for this Fund we estimate 0.04% for purchases and 0.04% for sales at 31 December 2023. The amount of the dilution adjustment may differ in future.

For more information about charges and costs, please see the charges and expenses section in the Fund's Prospectus, or visit our website at www.legalandgeneral.com/chargesandfees.

PAST PERFORMANCE



- Past performance is not a guide to future performance.
- The figures for the Fund take into account the ongoing charges and assume income (after any tax) is reinvested.
- The performance has been calculated in GBP.
- The Fund may not replicate the performance of the Benchmark Index perfectly due to tracking errors such as expenses, tax and transaction costs incurred by the Fund, which are not included in the Index.
- The annual return is for a 12 month period ending 31 December.
- The Fund launched in 1981.
- This unit class launched in 2013.

PRACTICAL INFORMATION

- The trustee and depositary is Northern Trust Investor Services Limited.
- You can obtain further information about the Fund including copies of its prospectus and the latest annual and semi-annual reports at www.legalandgeneral.com/reports. Paper copies of these documents are also available free of charge in English from Legal & General Investments, PO Box 6080, Wolverhampton WV1 9RB.
- Investors can get other practical information, including the latest prices, dilution adjustment and details of any other unit classes that are available, by calling us on **0370 050 0955** Monday to Friday between 9:00a.m. to 5:00p.m. Call charges will vary.
- This Fund is subject to the tax legislation of the United Kingdom, which may have an impact on each investor's personal tax position.
- Legal & General (Unit Trust Managers) Limited may be held liable solely on the basis of any statement contained in this document that is misleading, inaccurate or inconsistent with the relevant parts of the Prospectus for the Fund.
- Details of our Remuneration Policy including our Remuneration Committee and how remuneration and benefits are calculated can be accessed from www.lgim.com/remuneration. A paper copy is also available free of charge upon request.

Key Investor Information

This document provides you with key investor information about this fund. It is not marketing material. The information is required by law to help you understand the nature and the risks of investing in this fund. You are advised to read it so you can make an informed decision about whether to invest.

Legal & General All Stocks Index Linked Gilt Index Trust Unit Class C GBP Accumulation - ISIN: GB00BG0QNY41

The authorised fund manager of the Fund is Legal & General (Unit Trust Managers) Limited (the "Manager").

OBJECTIVES AND INVESTMENT POLICY

- The objective of the Fund is to track the performance of the FTSE Actuaries UK Index Linked Gilt All Stock Index, the "Benchmark Index" before fees and expenses are applied. Fund performance may differ from the Benchmark Index due to the deduction of fees and expenses and the impact of any tracking error factors.
 - The Fund seeks to replicate as closely as possible the constituents of the Benchmark Index. The Fund will have at least 90% exposure to assets that are included in the Benchmark Index.
 - The Benchmark Index is comprised of government or other public index linked bonds (a type of loan that pays interest) issued by the government of the United Kingdom (known as gilts).
 - The gilts that the Fund invests in will be investment grade bonds (rated as lower risk). Investment grade bonds are bonds that have achieved a higher credit rating from a rating agency. Credit ratings give an indication of how likely it is that the issuer of a bond will be able to pay back interest and the loan on time.
 - The Fund may also invest in government or public bonds issued by other public bodies (including those outside the United Kingdom) which are reasonably expected to become part of the Benchmark Index in the near future or are an alternative to a constituent of the Benchmark Index, money market instruments (such as treasury bills), cash, deposits, and collective investment schemes, including those managed or operated by the Manager or an associate of the Manager.
 - The Manager may only hold money market instruments and deposits for liquidity purposes to facilitate the redemption of units and the efficient management of the Fund.
 - The Fund may use derivatives (contracts which have a value linked to the price of another asset) to:
 - reduce risk or cost; or
 - generate additional capital or income with no, or an acceptably low, level of risk.
- Other information:**
- The Fund is passively managed as it tracks the Benchmark Index.
 - Your units will be accumulation units. Income from the Fund's investments (interest) will be reinvested back into the value of your units.
 - You can buy or sell units in this Fund on any business day. You need to contact us with your instruction before 12 noon. This is the time we calculate unit prices for this Fund. If you contact us after 12 noon, the units will be bought or sold at the next business day's price.
 - The Fund's base currency is denominated in GBP.
 - This Fund may be suitable for investors looking to track the index linked gilts market as represented by the Benchmark Index.
 - Although investors can take their money out at any time, this Fund may not be appropriate for those who plan to withdraw their money within five years.
 - This Fund is not designed for investors who cannot afford more than a minimal loss of their investment.
 - If you do not understand this document we recommend you seek additional information to help you decide if this Fund is right for you.

RISK AND REWARD PROFILE

Lower Risk ← Higher Risk
Potentially lower rewards ← Potentially higher rewards

1	2	3	4	5	6	7
---	---	---	---	---	---	---

- The Risk and Reward Indicator table demonstrates where the Fund ranks in terms of its potential risk and reward. The higher the rank the greater the potential reward but the greater the risk of losing money. It is not guaranteed to remain the same and may change over time. It is based on historical data and may not be a reliable indication of the future risk profile of the Fund. The shaded area in the table above shows the Fund's ranking on the Risk and Reward Indicator.
- The Fund is in category 6 because it invests in company or government bonds which are sensitive to changes in interest rates, inflation and credit. This can be driven by political and economic changes and other significant events and may cause the value to go up and down. Bonds that are closer to their maturity date tend to be more stable in value. Bonds are generally considered to be higher risk investments than cash, but lower risk than company shares.
- Even a fund in the lowest category is not a risk free investment.
- The value of your investment may fall as well as rise and is not guaranteed. You might get back less than you invest.

Further information on the risks of investing in this fund is contained in the Prospectus available at www.legalandgeneral.com/reports.

The risk and reward indicator may not take account of the following risks of

investing in the Fund:

- The Fund invests in inflation-linked bonds, which are particularly sensitive to changes in inflation rates. Their values are likely to fall when inflation rates fall.
- Derivatives are highly sensitive to changes in the value of the asset on which they are based and can increase the size of losses and gains.
- The Fund could lose money if any institutions providing services such as acting as counterparty to derivatives or other instruments, becomes unwilling or unable to meet its obligations to the Fund.
- The Fund invests directly or indirectly in bonds which are issued by companies or governments. If these companies or governments experience financial difficulty, they may be unable to pay back some or all of the interest, original investment or other payments that they owe. If this happens, the value of the Fund may fall.
- This Fund holds bonds that are traded through agents, brokers or investment banks matching buyers and sellers. This makes the bonds less easy to buy and sell than investments traded on an exchange. In exceptional circumstances the Fund may not be able to sell bonds and may defer withdrawals, or suspend dealing. The Directors can only delay paying out if it is in the interests of all investors and with the permission of the Fund depositary.
- Investment returns on bonds are sensitive to trends in interest rate movements. Such changes will affect the value of your investment.
- We may take some or all of the ongoing charges from the Fund's capital rather than the Fund's income. This increases the amount of income, but it reduces the growth potential and may lead to a fall in the value of the Fund.

CHARGES

The charges you pay are used to pay the costs of running the Fund, including the costs of marketing and distributing it. These charges reduce the potential return from your investment.

One-off charges taken before or after you invest	
Entry charge	0.00%
Exit charge	0.00%
This is the maximum that might be taken out of your money before it is invested.	
The price for buying and selling units is subject to a Dilution Adjustment See opposite.	
Charges taken from the fund over each year	
Ongoing charge	0.08%
Charges taken from the fund under certain specific conditions	
Performance fee	None

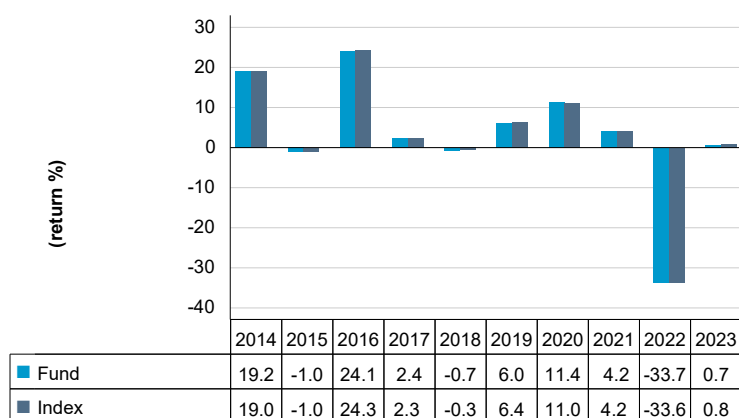
- There are no entry or exit charges.
- The ongoing charges figure is based on the latest available expenses at December 2023. This figure may vary from year to year.
- This Fund's ongoing charges include any charges made by any other funds it may invest in. They exclude portfolio transaction costs.
- The ongoing charges are taken partly from the income and partly from the capital of the Fund.

Other costs:

- **Dilution adjustment:** On any day, the prices for buying or selling units in this Fund are the same. The Fund manager calculates a single price for this Fund based on the mid-point between the buying and selling prices of the Fund's assets. In certain circumstances, the Fund manager can adjust this price to account for whether there is more money going into or coming out of the Fund. This is called a 'dilution adjustment'.
- This can vary but as an example for this Fund we estimate 0.12% for purchases and 0.12% for sales at 31 December 2023. The amount of the dilution adjustment may differ in future.

For more information about charges and costs, please see the charges and expenses section in the Fund's Prospectus, or visit our website at www.legalandgeneral.com/chargesandfees.

PAST PERFORMANCE



- Past performance is not a guide to future performance.
- The figures for the Fund take into account the ongoing charges and assume income (after any tax) is reinvested.
- The performance has been calculated in GBP.
- The Fund may not replicate the performance of the Benchmark Index perfectly due to tracking errors such as expenses, tax and transaction costs incurred by the Fund, which are not included in the Index.
- The annual return is for a 12 month period ending 31 December.
- The Fund launched in 2004.
- This unit class launched in 2013.

PRACTICAL INFORMATION

- The trustee and depositary is Northern Trust Investor Services Limited.
- You can obtain further information about the Fund including copies of its prospectus and the latest annual and semi-annual reports at www.legalandgeneral.com/reports. Paper copies of these documents are also available free of charge in English from Legal & General Investments, PO Box 6080, Wolverhampton WV1 9RB.
- Investors can get other practical information, including the latest prices, dilution adjustment and details of any other unit classes that are available, by calling us on **0370 050 0955** Monday to Friday between 9:00a.m. to 5:00p.m. Call charges will vary.
- This Fund is subject to the tax legislation of the United Kingdom, which may have an impact on each investor's personal tax position.
- Legal & General (Unit Trust Managers) Limited may be held liable solely on the basis of any statement contained in this document that is misleading, inaccurate or inconsistent with the relevant parts of the Prospectus for the Fund.
- Details of our Remuneration Policy including our Remuneration Committee and how remuneration and benefits are calculated can be accessed from www.lgim.com/remuneration. A paper copy is also available free of charge upon request.

Key Investor Information

This document provides you with key investor information about this fund. It is not marketing material. The information is required by law to help you understand the nature and the risks of investing in this fund. You are advised to read it so you can make an informed decision about whether to invest.

Legal & General International Index Trust Unit Class C GBP Accumulation - ISIN: GB00BG0QP604

The authorised fund manager of the Fund is Legal & General (Unit Trust Managers) Limited (the "Manager").

OBJECTIVES AND INVESTMENT POLICY

- The objective of the Fund is to track the performance of the FTSE World (ex UK) Index, the "Benchmark Index" on a net total return basis before fees and expenses are applied. Fund performance may differ from the Benchmark Index due to the deduction of fees and expenses and the impact of any tracking error factors.
 - The Benchmark Index is comprised of shares in middle and large capitalisation companies that are in the developed and advanced emerging markets globally (excluding the United Kingdom) in accordance with the index provider's methodology. The shares in companies represent all economic sectors.
 - The Fund seeks to replicate the Benchmark Index and its investments will closely match those that make up the Benchmark Index.
 - The Fund will have at least 90% exposure (directly or through depositary receipts (a certificate issued by a bank representing shares in a foreign company such as American depositary receipts and global depositary receipts)) to assets that are included in the Benchmark Index.
 - The Fund may also invest in money market instruments (such as treasury bills), depositary receipts, cash, deposits, shares in companies which are reasonably expected to become part of the Benchmark Index in the near future or are an alternative to a constituent of the Benchmark Index and collective investment schemes, including those managed or operated by the Manager or an associate of the Manager.
 - The Fund may use derivatives (contracts which have a value linked to the price of another asset) to:
 - reduce risk or cost; or
 - generate additional capital or income with no, or an acceptably low, level of risk.
- Other information:**
- The Fund is passively managed as it tracks the Benchmark Index.
 - Your units will be accumulation units. Income from the Fund's investments (dividends) will be reinvested back into the value of your units.
 - You can buy or sell units in this Fund on any business day. You need to contact us with your instruction before 3pm. This is the time we calculate unit prices for this Fund. If you contact us after 3pm, the units will be bought or sold at the next business day's price.
 - The Fund's base currency is denominated in GBP.
 - This Fund may be suitable for investors looking to track the shares in middle and large capitalisation companies across all economic sectors that are in the developed and advanced emerging markets globally (excluding the United Kingdom) as represented by the Benchmark Index.
 - Although investors can take their money out at any time, this Fund may not be appropriate for those who plan to withdraw their money within five years.
 - This Fund is not designed for investors who cannot afford more than a minimal loss of their investment.
 - If you do not understand this document we recommend you seek additional information to help you decide if this Fund is right for you.

RISK AND REWARD PROFILE



- The Risk and Reward Indicator table demonstrates where the Fund ranks in terms of its potential risk and reward. The higher the rank the greater the potential reward but the greater the risk of losing money. It is not guaranteed to remain the same and may change over time. It is based on historical data and may not be a reliable indication of the future risk profile of the Fund. The shaded area in the table above shows the Fund's ranking on the Risk and Reward Indicator.
- The Fund is in category 5 because it invests in company shares which are sensitive to variations in the stock market. The value of company shares can change substantially over short periods of time. Company shares are generally considered to be higher risk investments than bonds or cash.

- Even a fund in the lowest category is not a risk free investment.
 - The value of your investment may fall as well as rise and is not guaranteed. You might get back less than you invest.
- Further information on the risks of investing in this fund is contained in the Prospectus available at www.legalandgeneral.com/reports. The risk and reward indicator may not take account of the following risks of investing in the Fund:
- The Fund may have underlying investments that are valued in currencies that are different from GBP. Exchange rate fluctuations will impact the value of your investment. Currency hedging techniques may be applied to reduce this impact but may not entirely eliminate it.
 - Derivatives are highly sensitive to changes in the value of the asset on which they are based and can increase the size of losses and gains.
 - The Fund could lose money if any institutions providing services such as acting as counterparty to derivatives or other instruments, becomes unwilling or unable to meet its obligations to the Fund.

CHARGES

The charges you pay are used to pay the costs of running the Fund, including the costs of marketing and distributing it. These charges reduce the potential return from your investment.

One-off charges taken before or after you invest

Entry charge	0.00%
Exit charge	0.00%

This is the maximum that might be taken out of your money before it is invested.

The price for buying and selling units is subject to a Dilution Adjustment See opposite.

Charges taken from the fund over each year

Ongoing charge	0.08%
----------------	-------

Charges taken from the fund under certain specific conditions

Performance fee	None
-----------------	------

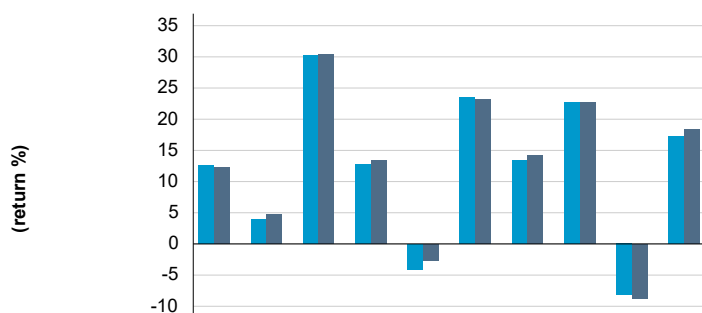
- There are no entry or exit charges.
- The ongoing charges figure is based on the latest available expenses at December 2023. This figure may vary from year to year.
- This Fund's ongoing charges include any charges made by any other funds it may invest in. They exclude portfolio transaction costs.
- The ongoing charges are taken from the Income of the Fund.

Other costs:

- **Dilution adjustment:** On any day, the prices for buying or selling units in this Fund are the same. The Fund manager calculates a single price for this Fund based on the mid-point between the buying and selling prices of the Fund's assets. In certain circumstances, the Fund manager can adjust this price to account for whether there is more money going into or coming out of the Fund. This is called a 'dilution adjustment'.
- This can vary but as an example for this Fund we estimate 0.08% for purchases and 0.08% for sales at 31 December 2023. The amount of the dilution adjustment may differ in future.

For more information about charges and costs, please see the charges and expenses section in the Fund's Prospectus, or visit our website at www.legalandgeneral.com/chargesandfees.

PAST PERFORMANCE



	2014	2015	2016	2017	2018	2019	2020	2021	2022	2023
Fund	12.6	3.9	30.3	12.7	-4.1	23.5	13.5	22.7	-8.2	17.3
Index	12.3	4.8	30.4	13.5	-2.7	23.1	14.2	22.7	-8.8	18.4

- Past performance is not a guide to future performance.
- The figures for the Fund take into account the ongoing charges and assume income (after any tax) is reinvested.
- The performance has been calculated in GBP.
- The Fund may not replicate the performance of the Benchmark Index perfectly due to tracking errors such as expenses, tax and transaction costs incurred by the Fund, which are not included in the Index.
- The annual return is for a 12 month period ending 31 December.
- The Fund launched in 2008.
- This unit class launched in 2013.

PRACTICAL INFORMATION

- The trustee and depositary is Northern Trust Investor Services Limited.
- You can obtain further information about the Fund including copies of its prospectus and the latest annual and semi-annual reports at www.legalandgeneral.com/reports. Paper copies of these documents are also available free of charge in English from Legal & General Investments, PO Box 6080, Wolverhampton WV1 9RB.
- Investors can get other practical information, including the latest prices, dilution adjustment and details of any other unit classes that are available, by calling us on **0370 050 0955** Monday to Friday between 9:00a.m. to 5:00p.m. Call charges will vary.
- This Fund is subject to the tax legislation of the United Kingdom, which may have an impact on each investor's personal tax position.
- Legal & General (Unit Trust Managers) Limited may be held liable solely on the basis of any statement contained in this document that is misleading, inaccurate or inconsistent with the relevant parts of the Prospectus for the Fund.
- Details of our Remuneration Policy including our Remuneration Committee and how remuneration and benefits are calculated can be accessed from www.lgim.com/remuneration. A paper copy is also available free of charge upon request.

Key Investor Information

This document provides you with key investor information about this fund. It is not marketing material. The information is required by law to help you understand the nature and the risks of investing in this fund. You are advised to read it so you can make an informed decision about whether to invest.

Legal & General Japan Index Trust Unit Class C GBP Accumulation - ISIN: GB00BG0QP828

The authorised fund manager of the Fund is Legal & General (Unit Trust Managers) Limited (the "Manager").

OBJECTIVES AND INVESTMENT POLICY

- The objective of the Fund is to track the performance of the FTSE Japan Index, the "Benchmark Index" on a net total return basis before fees and expenses are applied. Fund performance may differ from the Benchmark Index due to the deduction of fees and expenses and the impact of any tracking error factors.
 - The Benchmark Index is comprised of shares in large and middle capitalisation companies in Japan in accordance with the index provider's methodology.
 - The Fund seeks to replicate the Benchmark Index and its investments will closely match those that make up the Benchmark Index.
 - The Fund will have at least 90% exposure (directly or through depository receipts (a certificate issued by a bank representing shares in a foreign company such as American depository receipts and global depository receipts)) to assets that are included in the Benchmark Index.
 - The Fund may also invest in money market instruments (such as treasury bills), depository receipts, cash, deposits, shares in companies which are reasonably expected to become part of the Benchmark Index in the near future or are an alternative to a constituent of the Benchmark Index and collective investment schemes, including those managed or operated by the Manager or an associate of the Manager.
 - The Fund may use derivatives (contracts which have a value linked to the price of another asset) to:
 - reduce risk or cost; or
 - generate additional capital or income with no, or an acceptably low, level of risk.
- Other information:**
- The Fund is passively managed as it tracks the Benchmark Index.
 - Your units will be accumulation units. Income from the Fund's investments (dividends) will be reinvested back into the value of your units.
 - You can buy or sell units in this Fund on any business day. You need to contact us with your instruction before 12 noon. This is the time we calculate unit prices for this Fund. If you contact us after 12 noon, the units will be bought or sold at the next business day's price.
 - The Fund's base currency is denominated in GBP.
 - This Fund may be suitable for investors looking to track the large and middle capitalisation companies in Japan as represented by the Benchmark Index.
 - Although investors can take their money out at any time, this Fund may not be appropriate for those who plan to withdraw their money within five years.
 - This Fund is not designed for investors who cannot afford more than a minimal loss of their investment.
 - If you do not understand this document we recommend you seek additional information to help you decide if this Fund is right for you.

RISK AND REWARD PROFILE

Lower Risk ← Higher Risk
Potentially lower rewards ← Potentially higher rewards

1	2	3	4	5	6	7
---	---	---	---	---	---	---

- The Risk and Reward Indicator table demonstrates where the Fund ranks in terms of its potential risk and reward. The higher the rank the greater the potential reward but the greater the risk of losing money. It is not guaranteed to remain the same and may change over time. It is based on historical data and may not be a reliable indication of the future risk profile of the Fund. The shaded area in the table above shows the Fund's ranking on the Risk and Reward Indicator.
- The Fund is in category 6 because it invests in company shares which are sensitive to variations in the stock market. The value of company shares can change substantially over short periods of time. Company shares are generally considered to be higher risk investments than bonds or cash.

- Even a fund in the lowest category is not a risk free investment.
- The value of your investment may fall as well as rise and is not guaranteed. You might get back less than you invest.

Further information on the risks of investing in this fund is contained in the Prospectus available at www.legalandgeneral.com/reports.

The risk and reward indicator may not take account of the following risks of investing in the Fund:

- The Fund may have underlying investments that are valued in currencies that are different from GBP. Exchange rate fluctuations will impact the value of your investment. Currency hedging techniques may be applied to reduce this impact but may not entirely eliminate it.
- Derivatives are highly sensitive to changes in the value of the asset on which they are based and can increase the size of losses and gains.
- The Fund could lose money if any institutions providing services such as acting as counterparty to derivatives or other instruments, becomes unwilling or unable to meet its obligations to the Fund.

CHARGES

The charges you pay are used to pay the costs of running the Fund, including the costs of marketing and distributing it. These charges reduce the potential return from your investment.

One-off charges taken before or after you invest	
Entry charge	0.00%
Exit charge	0.00%
This is the maximum that might be taken out of your money before it is invested.	
The price for buying and selling units is subject to a Dilution Adjustment See opposite.	
Charges taken from the fund over each year	
Ongoing charge	0.08%
Charges taken from the fund under certain specific conditions	
Performance fee	None

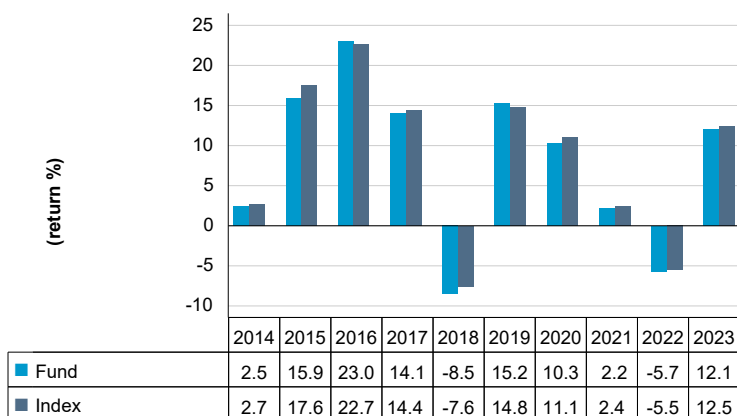
- There are no entry or exit charges.
- The ongoing charges figure is based on the latest available expenses at December 2023. This figure may vary from year to year.
- This Fund's ongoing charges include any charges made by any other funds it may invest in. They exclude portfolio transaction costs.
- The ongoing charges are taken from the Income of the Fund.

Other costs:

- **Dilution adjustment:** On any day, the prices for buying or selling units in this Fund are the same. The Fund manager calculates a single price for this Fund based on the mid-point between the buying and selling prices of the Fund's assets. In certain circumstances, the Fund manager can adjust this price to account for whether there is more money going into or coming out of the Fund. This is called a 'dilution adjustment'.
- This can vary but as an example for this Fund we estimate 0.06% for purchases and 0.06% for sales at 31 December 2023. The amount of the dilution adjustment may differ in future.

For more information about charges and costs, please see the charges and expenses section in the Fund's Prospectus, or visit our website at www.legalandgeneral.com/chargesandfees.

PAST PERFORMANCE



- Past performance is not a guide to future performance.
- The figures for the Fund take into account the ongoing charges and assume income (after any tax) is reinvested.
- The performance has been calculated in GBP.
- The Fund may not replicate the performance of the Benchmark Index perfectly due to tracking errors such as expenses, tax and transaction costs incurred by the Fund, which are not included in the Index.
- The annual return is for a 12 month period ending 31 December.
- The Fund launched in 1989.
- This unit class launched in 2013.

PRACTICAL INFORMATION

- The trustee and depositary is Northern Trust Investor Services Limited.
- You can obtain further information about the Fund including copies of its prospectus and the latest annual and semi-annual reports at www.legalandgeneral.com/reports. Paper copies of these documents are also available free of charge in English from Legal & General Investments, PO Box 6080, Wolverhampton WV1 9RB.
- Investors can get other practical information, including the latest prices, dilution adjustment and details of any other unit classes that are available, by calling us on **0370 050 0955** Monday to Friday between 9:00a.m. to 5:00p.m. Call charges will vary.
- This Fund is subject to the tax legislation of the United Kingdom, which may have an impact on each investor's personal tax position.
- Legal & General (Unit Trust Managers) Limited may be held liable solely on the basis of any statement contained in this document that is misleading, inaccurate or inconsistent with the relevant parts of the Prospectus for the Fund.
- Details of our Remuneration Policy including our Remuneration Committee and how remuneration and benefits are calculated can be accessed from www.lgim.com/remuneration. A paper copy is also available free of charge upon request.

Key Investor Information

This document provides you with key investor information about this fund. It is not marketing material. The information is required by law to help you understand the nature and the risks of investing in this fund. You are advised to read it so you can make an informed decision about whether to invest.

Legal & General Short Dated Sterling Corporate Bond Index Fund Unit Class C GBP Accumulation - ISIN: GB00BKGR3F07

The authorised fund manager of the Fund is Legal & General (Unit Trust Managers) Limited (the "Manager").

OBJECTIVES AND INVESTMENT POLICY

- The objective of the Fund is to track the performance of the Markit iBoxx GBP Corporates 1-5 Index, the "Benchmark Index" before fees and expenses are applied. Fund performance may differ from the Benchmark Index due to the deduction of fees and expenses and the impact of any tracking error factors.
 - The Fund seeks to replicate as closely as possible the constituents of the Benchmark Index. The Fund will have at least 90% exposure to assets that are included in the Benchmark Index.
 - The Benchmark Index is comprised of investment grade corporate bonds (a type of loan that pays interest) that are short dated (i.e. up to 5 years in maturity) and denominated in sterling (British Pound).
 - The bonds that the Fund invests in will be primarily investment grade (rated as lower risk). Investment grade bonds are bonds that have achieved a higher credit rating from a rating agency. Credit ratings give an indication of how likely it is that the issuer of a bond will be able to pay back interest and the loan on time.
 - The Fund may also invest in money market instruments (such as treasury bills), cash, deposits, bonds which are reasonably expected to become part of the Benchmark Index in the near future or are an alternative to a constituent of the Benchmark Index and collective investment schemes, including those managed or operated by the Manager or an associate of the Manager.
 - The Fund may use derivatives (contracts which have a value linked to the price of another asset) to:
 - reduce risk or cost; or
 - generate additional capital or income with no, or an acceptably low, level of risk.
- Other information:**
- The Fund is passively managed as it tracks the Benchmark Index.
 - Your units will be accumulation units. Income from the Fund's investments (interest) will be reinvested back into the value of your units.
 - You can buy or sell units in this Fund on any business day. You need to contact us with your instruction before 12 noon. This is the time we calculate unit prices for this Fund. If you contact us after 12 noon, the units will be bought or sold at the next business day's price.
 - The Fund's base currency is denominated in GBP.
 - This Fund may be suitable for investors looking to track the market in investment grade corporate bonds that are short dated and denominated in British Pounds as represented by the Benchmark Index.
 - Although investors can take their money out at any time, this Fund may not be appropriate for those who plan to withdraw their money within five years.
 - This Fund is not designed for investors who cannot afford more than a minimal loss of their investment.
 - If you do not understand this document we recommend you seek additional information to help you decide if this Fund is right for you.

RISK AND REWARD PROFILE



1	2	3	4	5	6	7
---	---	---	---	---	---	---

- The Risk and Reward Indicator table demonstrates where the Fund ranks in terms of its potential risk and reward. The higher the rank the greater the potential reward but the greater the risk of losing money. It is not guaranteed to remain the same and may change over time. It is based on historical data and may not be a reliable indication of the future risk profile of the Fund. The shaded area in the table above shows the Fund's ranking on the Risk and Reward Indicator.
- The Fund is in category 3 because it invests in company or government bonds which are sensitive to changes in interest rates, inflation and credit. This can be driven by political and economic changes and other significant events and may cause the value to go up and down. Bonds that are closer to their maturity date tend to be more stable in value. Bonds are generally considered to be higher risk investments than cash, but lower risk than company shares.
- Even a fund in the lowest category is not a risk free investment.
- The value of your investment may fall as well as rise and is not guaranteed. You might get back less than you invest.

Further information on the risks of investing in this fund is contained in the Prospectus available at www.legalandgeneral.com/reports.

The risk and reward indicator may not take account of the following risks of investing in the Fund:

- Derivatives are highly sensitive to changes in the value of the asset on which they are based and can increase the size of losses and gains.
- The Fund could lose money if any institutions providing services such as acting as counterparty to derivatives or other instruments, becomes unwilling or unable to meet its obligations to the Fund.
- The Fund invests directly or indirectly in bonds which are issued by companies or governments. If these companies or governments experience financial difficulty, they may be unable to pay back some or all of the interest, original investment or other payments that they owe. If this happens, the value of the Fund may fall.
- This Fund holds bonds that are traded through agents, brokers or investment banks matching buyers and sellers. This makes the bonds less easy to buy and sell than investments traded on an exchange. In exceptional circumstances the Fund may not be able to sell bonds and may defer withdrawals, or suspend dealing. The Directors can only delay paying out if it is in the interests of all investors and with the permission of the Fund depositary.
- Investment returns on bonds are sensitive to trends in interest rate movements. Such changes will affect the value of your investment.
- We may take some or all of the ongoing charges from the Fund's capital rather than the Fund's income. This increases the amount of income, but it reduces the growth potential and may lead to a fall in the value of the Fund.

CHARGES

The charges you pay are used to pay the costs of running the Fund, including the costs of marketing and distributing it. These charges reduce the potential return from your investment.

One-off charges taken before or after you invest

Entry charge	0.00%
Exit charge	0.00%

This is the maximum that might be taken out of your money before it is invested.

The price for buying and selling units is subject to a Dilution Adjustment See opposite.

Charges taken from the fund over each year

Ongoing charge	0.08%
----------------	-------

Charges taken from the fund under certain specific conditions

Performance fee	None
-----------------	------

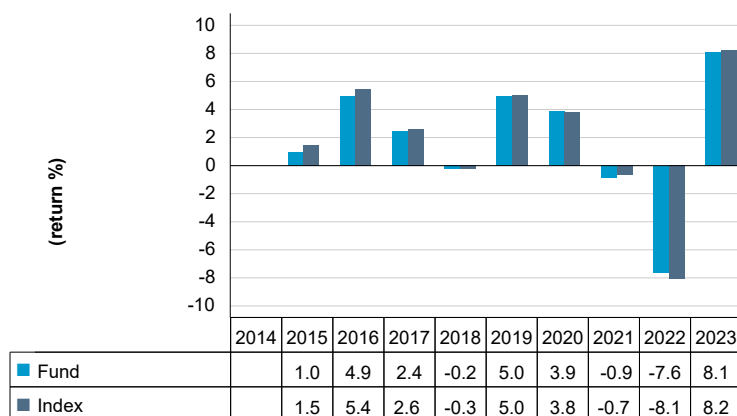
- There are no entry or exit charges.
- The ongoing charges figure is based on the latest available expenses at December 2023. This figure may vary from year to year.
- This Fund's ongoing charges include any charges made by any other funds it may invest in. They exclude portfolio transaction costs.
- The ongoing charges are taken from the Capital of the Fund.

Other costs:

- **Dilution adjustment:** On any day, the prices for buying or selling units in this Fund are the same. The Fund manager calculates a single price for this Fund based on the mid-point between the buying and selling prices of the Fund's assets. In certain circumstances, the Fund manager can adjust this price to account for whether there is more money going into or coming out of the Fund. This is called a 'dilution adjustment'.
- This can vary but as an example for this Fund we estimate 0.18% for purchases and 0.18% for sales at 31 December 2023. The amount of the dilution adjustment may differ in future.

For more information about charges and costs, please see the charges and expenses section in the Fund's Prospectus, or visit our website at www.legalandgeneral.com/chargesandfees.

PAST PERFORMANCE



- Past performance is not a guide to future performance.
- The figures for the Fund take into account the ongoing charges and assume income (after any tax) is reinvested.
- The performance has been calculated in GBP.
- The Fund may not replicate the performance of the Benchmark Index perfectly due to tracking errors such as expenses, tax and transaction costs incurred by the Fund, which are not included in the Index.
- The annual return is for a 12 month period ending 31 December.
- The Fund launched in 2014.
- This unit class launched in 2014.

PRACTICAL INFORMATION

- The trustee and depositary is Northern Trust Investor Services Limited.
- You can obtain further information about the Fund including copies of its prospectus and the latest annual and semi-annual reports at www.legalandgeneral.com/reports. Paper copies of these documents are also available free of charge in English from Legal & General Investments, PO Box 6080, Wolverhampton WV1 9RB.
- Investors can get other practical information, including the latest prices, dilution adjustment and details of any other unit classes that are available, by calling us on **0370 050 0955** Monday to Friday between 9:00a.m. to 5:00p.m. Call charges will vary.
- This Fund is subject to the tax legislation of the United Kingdom, which may have an impact on each investor's personal tax position.
- Legal & General (Unit Trust Managers) Limited may be held liable solely on the basis of any statement contained in this document that is misleading, inaccurate or inconsistent with the relevant parts of the Prospectus for the Fund.
- Details of our Remuneration Policy including our Remuneration Committee and how remuneration and benefits are calculated can be accessed from www.lgim.com/remuneration. A paper copy is also available free of charge upon request.

Key Investor Information

This document provides you with key investor information about this fund. It is not marketing material. The information is required by law to help you understand the nature and the risks of investing in this fund. You are advised to read it so you can make an informed decision about whether to invest.

Legal & General Sterling Corporate Bond Index Fund Unit Class C GBP Accumulation - ISIN: GB00BG0QPD77

The authorised fund manager of the Fund is Legal & General (Unit Trust Managers) Limited (the "Manager").

OBJECTIVES AND INVESTMENT POLICY

- The objective of the Fund is to track the performance of the Markit iBoxx Sterling Non-Gilts ex BBB, the "Benchmark Index" before fees and expenses are applied. Fund performance may differ from the Benchmark Index due to the deduction of fees and expenses and the impact of any tracking error factors.
- The Fund seeks to replicate as closely as possible the constituents of the Benchmark Index. The Fund will have at least 90% exposure to assets that are included in the Benchmark Index.
- The Benchmark Index is comprised of corporate bonds (a type of loan that pays interest) that have an average rating of A, AA or AAA and are denominated in sterling (British Pound).
- The bonds that the Fund invests in will be almost entirely investment grade (rated as lower risk). Investment grade bonds are bonds that have achieved a higher credit rating from a rating agency. Credit ratings give an indication of how likely it is that the issuer of a bond will be able to pay back interest and the loan on time.
- The Fund may also invest in money market instruments (such as treasury bills), cash, deposits, bonds which are reasonably expected to become part of the Benchmark Index in the near future or are an alternative to a constituent of the Benchmark Index and collective investment schemes, including those managed or operated by the Manager or an associate of the Manager.
- The Fund may use derivatives (contracts which have a value linked to the

price of another asset) to:

- reduce risk or cost; or
- generate additional capital or income with no, or an acceptably low, level of risk.

Other information:

- The Fund is passively managed as it tracks the Benchmark Index.
- Your units will be accumulation units. Income from the Fund's investments (interest) will be reinvested back into the value of your units.
- You can buy or sell units in this Fund on any business day. You need to contact us with your instruction before 12 noon. This is the time we calculate unit prices for this Fund. If you contact us after 12 noon, the units will be bought or sold at the next business day's price.
- The Fund's base currency is denominated in GBP.
- This Fund may be suitable for investors looking to track the corporate bonds that have an average rating of A, AA or AAA and are denominated in British Pounds as represented by the Benchmark Index.
- Although investors can take their money out at any time, this Fund may not be appropriate for those who plan to withdraw their money within five years.
- This Fund is not designed for investors who cannot afford more than a minimal loss of their investment.
- If you do not understand this document we recommend you seek additional information to help you decide if this Fund is right for you.

RISK AND REWARD PROFILE



1	2	3	4	5	6	7
---	---	---	---	---	---	---

- The Risk and Reward Indicator table demonstrates where the Fund ranks in terms of its potential risk and reward. The higher the rank the greater the potential reward but the greater the risk of losing money. It is not guaranteed to remain the same and may change over time. It is based on historical data and may not be a reliable indication of the future risk profile of the Fund. The shaded area in the table above shows the Fund's ranking on the Risk and Reward Indicator.
- The Fund is in category 4 because it invests in company or government bonds which are sensitive to changes in interest rates, inflation and credit. This can be driven by political and economic changes and other significant events and may cause the value to go up and down. Bonds that are closer to their maturity date tend to be more stable in value. Bonds are generally considered to be higher risk investments than cash, but lower risk than company shares.
- Even a fund in the lowest category is not a risk free investment.
- The value of your investment may fall as well as rise and is not guaranteed. You might get back less than you invest.

Further information on the risks of investing in this fund is contained in the Prospectus available at www.legalandgeneral.com/reports.

The risk and reward indicator may not take account of the following risks of investing in the Fund:

- Derivatives are highly sensitive to changes in the value of the asset on which they are based and can increase the size of losses and gains.
- The Fund could lose money if any institutions providing services such as acting as counterparty to derivatives or other instruments, becomes unwilling or unable to meet its obligations to the Fund.
- The Fund invests directly or indirectly in bonds which are issued by companies or governments. If these companies or governments experience financial difficulty, they may be unable to pay back some or all of the interest, original investment or other payments that they owe. If this happens, the value of the Fund may fall.
- This Fund holds bonds that are traded through agents, brokers or investment banks matching buyers and sellers. This makes the bonds less easy to buy and sell than investments traded on an exchange. In exceptional circumstances the Fund may not be able to sell bonds and may defer withdrawals, or suspend dealing. The Directors can only delay paying out if it is in the interests of all investors and with the permission of the Fund depositary.
- Investment returns on bonds are sensitive to trends in interest rate movements. Such changes will affect the value of your investment.
- We may take some or all of the ongoing charges from the Fund's capital rather than the Fund's income. This increases the amount of income, but it reduces the growth potential and may lead to a fall in the value of the Fund.



CHARGES

The charges you pay are used to pay the costs of running the Fund, including the costs of marketing and distributing it. These charges reduce the potential return from your investment.

One-off charges taken before or after you invest	
Entry charge	0.00%
Exit charge	0.00%
This is the maximum that might be taken out of your money before it is invested.	
The price for buying and selling units is subject to a Dilution Adjustment See opposite.	
Charges taken from the fund over each year	
Ongoing charge	0.08%
Charges taken from the fund under certain specific conditions	
Performance fee	None

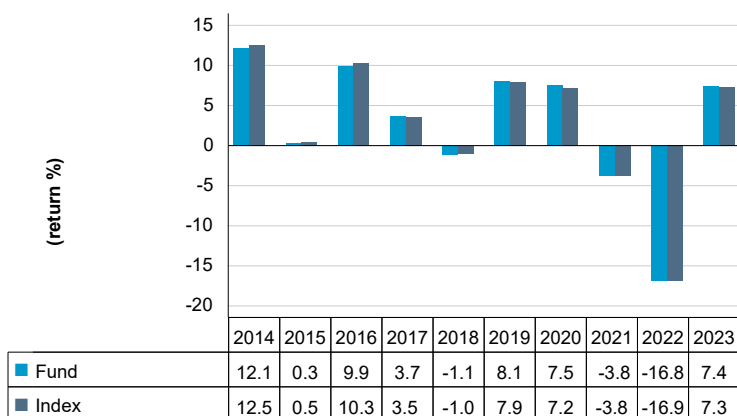
- There are no entry or exit charges.
- The ongoing charges figure is based on the latest available expenses at December 2023. This figure may vary from year to year.
- This Fund's ongoing charges include any charges made by any other funds it may invest in. They exclude portfolio transaction costs.
- The ongoing charges are taken from the Capital of the Fund.

Other costs:

- **Dilution adjustment:** On any day, the prices for buying or selling units in this Fund are the same. The Fund manager calculates a single price for this Fund based on the mid-point between the buying and selling prices of the Fund's assets. In certain circumstances, the Fund manager can adjust this price to account for whether there is more money going into or coming out of the Fund. This is called a 'dilution adjustment'.
- This can vary but as an example for this Fund we estimate 0.23% for purchases and 0.23% for sales at 31 December 2023. The amount of the dilution adjustment may differ in future.

For more information about charges and costs, please see the charges and expenses section in the Fund's Prospectus, or visit our website at www.legalandgeneral.com/chargesandfees.

PAST PERFORMANCE



- Past performance is not a guide to future performance.
- The figures for the Fund take into account the ongoing charges and assume income (after any tax) is reinvested.
- The performance has been calculated in GBP.
- The Fund may not replicate the performance of the Benchmark Index perfectly due to tracking errors such as expenses, tax and transaction costs incurred by the Fund, which are not included in the Index.
- The annual return is for a 12 month period ending 31 December.
- The Fund launched in 2012.
- This unit class launched in 2013.

PRACTICAL INFORMATION

- The trustee and depository is Northern Trust Investor Services Limited.
- You can obtain further information about the Fund including copies of its prospectus and the latest annual and semi-annual reports at www.legalandgeneral.com/reports. Paper copies of these documents are also available free of charge in English from Legal & General Investments, PO Box 6080, Wolverhampton WV1 9RB.
- Investors can get other practical information, including the latest prices, dilution adjustment and details of any other unit classes that are available, by calling us on **0370 050 0955** Monday to Friday between 9:00a.m. to 5:00p.m. Call charges will vary.
- This Fund is subject to the tax legislation of the United Kingdom, which may have an impact on each investor's personal tax position.
- Legal & General (Unit Trust Managers) Limited may be held liable solely on the basis of any statement contained in this document that is misleading, inaccurate or inconsistent with the relevant parts of the Prospectus for the Fund.
- Details of our Remuneration Policy including our Remuneration Committee and how remuneration and benefits are calculated can be accessed from www.lgim.com/remuneration. A paper copy is also available free of charge upon request.

Key Investor Information

This document provides you with key investor information about this fund. It is not marketing material. The information is required by law to help you understand the nature and the risks of investing in this fund. You are advised to read it so you can make an informed decision about whether to invest.

Legal & General UK Index Trust

Unit Class C GBP Accumulation - ISIN: GB00BG0QPJ30

The authorised fund manager of the Fund is Legal & General (Unit Trust Managers) Limited (the "Manager").

OBJECTIVES AND INVESTMENT POLICY

- The objective of the Fund is to track the performance of the FTSE All Share Index, the "Benchmark Index" on a net total return basis before fees and expenses are applied. Fund performance may differ from the Benchmark Index due to the deduction of fees and expenses and the impact of any tracking error factors.
 - The Benchmark Index is comprised of shares in all eligible companies listed on the London Stock Exchange's (LSE) main market in accordance with the index provider's methodology.
 - The Fund's investments will closely match those that make up the Benchmark Index.
 - The Fund will invest at least 90% (directly or through depository receipts (a certificate issued by a bank representing shares in a foreign company such as American depository receipts and global depository receipts)) in the assets that are included in the Benchmark Index.
 - The Fund may also invest in money market instruments (such as treasury bills), depository receipts, cash, deposits, shares in companies which are reasonably expected to become part of the Benchmark Index in the near future or are an alternative to a constituent of the Benchmark Index and collective investment schemes, including those managed or operated by the Manager or an associate of the Manager.
 - The Fund may use derivatives (contracts which have a value linked to the price of another asset) to:
 - reduce risk or cost; or
 - generate additional capital or income with no, or an acceptably low, level of risk.
- Other information:**
- The Fund is passively managed as it tracks the Benchmark Index.
 - Your units will be accumulation units. Income from the Fund's investments (dividends) will be reinvested back into the value of your units.
 - You can buy or sell units in this Fund on any business day. You need to contact us with your instruction before 12 noon. This is the time we calculate unit prices for this Fund. If you contact us after 12 noon, the units will be bought or sold at the next business day's price.
 - The Fund's base currency is denominated in GBP.
 - This Fund may be suitable for investors looking to track the UK stock market as represented by the Benchmark Index.
 - Although investors can take their money out at any time, this Fund may not be appropriate for those who plan to withdraw their money within five years.
 - This Fund is not designed for investors who cannot afford more than a minimal loss of their investment.
 - If you do not understand this document we recommend you seek additional information to help you decide if this Fund is right for you.

RISK AND REWARD PROFILE

Lower Risk ← Higher Risk
Potentially lower rewards ← Potentially higher rewards

1	2	3	4	5	6	7
---	---	---	---	---	---	---

- The Risk and Reward Indicator table demonstrates where the Fund ranks in terms of its potential risk and reward. The higher the rank the greater the potential reward but the greater the risk of losing money. It is not guaranteed to remain the same and may change over time. It is based on historical data and may not be a reliable indication of the future risk profile of the Fund. The shaded area in the table above shows the Fund's ranking on the Risk and Reward Indicator.
- The Fund is in category 6 because it invests in company shares which are sensitive to variations in the stock market. The value of company shares can change substantially over short periods of time. Company shares are generally considered to be higher risk investments than bonds or cash.

- Even a fund in the lowest category is not a risk free investment.
- The value of your investment may fall as well as rise and is not guaranteed. You might get back less than you invest.

Further information on the risks of investing in this fund is contained in the Prospectus available at www.legalandgeneral.com/reports.

The risk and reward indicator may not take account of the following risks of investing in the Fund:

- The Fund may have underlying investments that are valued in currencies that are different from GBP. Exchange rate fluctuations will impact the value of your investment. Currency hedging techniques may be applied to reduce this impact but may not entirely eliminate it.
- Derivatives are highly sensitive to changes in the value of the asset on which they are based and can increase the size of losses and gains.
- The Fund could lose money if any institutions providing services such as acting as counterparty to derivatives or other instruments, becomes unwilling or unable to meet its obligations to the Fund.

CHARGES

The charges you pay are used to pay the costs of running the Fund, including the costs of marketing and distributing it. These charges reduce the potential return from your investment.

One-off charges taken before or after you invest

Entry charge	0.00%
Exit charge	0.00%

This is the maximum that might be taken out of your money before it is invested.

The price for buying and selling units is subject to a Dilution Adjustment See opposite.

Charges taken from the fund over each year

Ongoing charge	0.05%
----------------	-------

Charges taken from the fund under certain specific conditions

Performance fee	None
-----------------	------

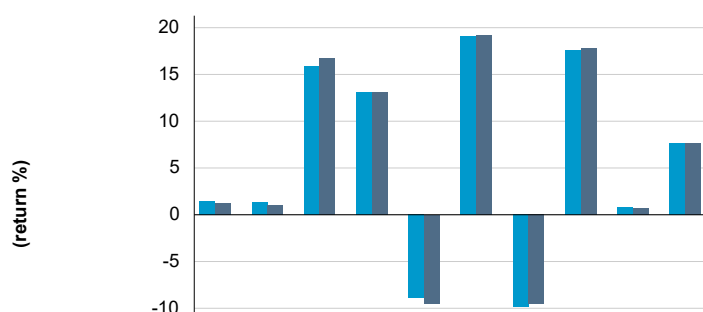
- There are no entry or exit charges.
- The ongoing charges figure is based on the latest available expenses at December 2023. This figure may vary from year to year.
- This Fund's ongoing charges include any charges made by any open ended funds it may invest in. In addition to the ongoing charges, the Fund incurs costs relating to investments in closed ended funds (such as investment trusts). These costs vary and are approximately 0.08%. Portfolio transaction costs are also excluded from the ongoing charges.
- The ongoing charges are taken from the Income of the Fund.

Other costs:

- **Dilution adjustment:** On any day, the prices for buying or selling units in this Fund are the same. The Fund manager calculates a single price for this Fund based on the mid-point between the buying and selling prices of the Fund's assets. In certain circumstances, the Fund manager can adjust this price to account for whether there is more money going into or coming out of the Fund. This is called a 'dilution adjustment'.
- This can vary but as an example for this Fund we estimate 0.59% for purchases and 0.09% for sales at 31 December 2023. The amount of the dilution adjustment may differ in future.

For more information about charges and costs, please see the charges and expenses section in the Fund's Prospectus, or visit our website at www.legalandgeneral.com/chargesandfees.

PAST PERFORMANCE



	2014	2015	2016	2017	2018	2019	2020	2021	2022	2023
Fund	1.5	1.3	15.9	13.1	-8.9	19.1	-9.8	17.6	0.8	7.7
Index	1.2	1.0	16.8	13.1	-9.5	19.2	-9.5	17.8	0.7	7.7

- Past performance is not a guide to future performance.
- The Fund may not replicate the performance of the Benchmark Index perfectly due to tracking errors such as expenses, tax and transaction costs incurred by the Fund, which are not included in the Index.
- The annual return is for a 12 month period ending 31 December.
- The Fund launched in 1992.
- This unit class launched in 2013.

PRACTICAL INFORMATION

- The trustee and depositary is Northern Trust Investor Services Limited.
- You can obtain further information about the Fund including copies of its prospectus and the latest annual and semi-annual reports at www.legalandgeneral.com/reports. Paper copies of these documents are also available free of charge in English from Legal & General Investments, PO Box 6080, Wolverhampton WV1 9RB.
- Investors can get other practical information, including the latest prices, dilution adjustment and details of any other unit classes that are available, by calling us on **0370 050 0955** Monday to Friday between 9:00a.m. to 5:00p.m. Call charges will vary.
- This Fund is subject to the tax legislation of the United Kingdom, which may have an impact on each investor's personal tax position.
- Legal & General (Unit Trust Managers) Limited may be held liable solely on the basis of any statement contained in this document that is misleading, inaccurate or inconsistent with the relevant parts of the Prospectus for the Fund.
- Details of our Remuneration Policy including our Remuneration Committee and how remuneration and benefits are calculated can be accessed from www.lgim.com/remuneration. A paper copy is also available free of charge upon request.

Key Information Document



Purpose

This document provides you with key information about this investment Fund. It is not marketing material. The information is required by law to help you understand the nature, risks, costs, potential gains and losses of this Fund and to help you compare it with other funds.

Product

Product: Vanguard Emerging Markets Stock Index Fund (the "Fund") - Institutional Plus GBP Acc IE00BPT2BB99

Vanguard Group (Ireland) Limited ("VGIL")

Call +44 207 489 4305 for more information - <https://global.vanguard.com> - This Key Information Document is dated 10/12/2024.

The Central Bank of Ireland (the "Central Bank") is responsible for supervising VGIL in relation to this Key Information Document.

The Fund is authorised in Ireland and has been registered for sale in other EEA Member States.

VGIL is authorised in EEA Member States and regulated by the Central Bank.

You are about to purchase a Fund that is not simple and may be difficult to understand.

What is this product?

Type: The Fund is a sub-fund of Vanguard Investment Series plc ("VIS"), a UCITS authorised by the Central Bank of Ireland.

Term: The Fund has no fixed maturity date, however it may be terminated in certain circumstances as described in the prospectus of VIS (the "Prospectus") including if the net asset value of the Fund falls below US\$100 million or its equivalent in another currency.

Objectives: The Fund employs a passive management – or indexing – investment approach, through physical acquisition of securities, and seeks to track the performance of the MSCI Emerging Markets Index (the "Index").

The Index is a market-capitalisation-weighted index comprised of large and mid-sized company stocks in emerging markets.

The Fund attempts to:

1. Track the performance of the Index by investing through physical acquisition in all, or substantially all, of the constituent securities of the Index in the same proportion as the Index. Where not practicable to fully replicate, the Fund will use a sampling process.

2. Remain fully invested except in extraordinary market, political or similar conditions where the Fund may temporarily depart from this investment policy to avoid losses.

The Fund invests in securities which are denominated in currencies other than the base currency. Movements in currency exchange rates can affect the return of investments.

The Fund may engage in short term secured lending of its investments to certain eligible third parties. This is used as a means of generating additional income and to off-set the costs of the Fund.

While the Fund is expected to track the Index as closely as possible, it typically will not match the performance of the targeted Index exactly, due to various factors such as expenses to be paid by the Fund and regulatory constraints. Details of these factors and the anticipated tracking error of the Fund are set out in the Prospectus.

The Fund may use derivatives in order to reduce risk or cost and/or generate extra income or growth. A derivative is a financial contract whose value is based on the value of a financial asset (such as a share, bond, or currency) or a market index.

Subject to certain exceptions set out in the Prospectus, Shares in the Fund can be bought or sold or exchanged on a daily basis (save on certain bank / public holidays and subject to certain restrictions described in Appendix 1 of the Prospectus or in a separate Supplement) by submitting an application in writing. A list of the days on which shares in the Fund cannot be bought or sold is available on

<https://fund-docs.vanguard.com/holiday-calendar-vanguard-investment-series-plc-irish-funds.pdf>

Income from the Fund will be reinvested and reflected in the price of shares in the Fund.

VIS is an umbrella fund with segregated liability between sub-funds. This means that the holdings of the Fund are maintained separately under Irish law from holdings of other sub-funds of VIS and your investment in the Fund will not be affected by any claims against any other sub-fund of VIS.

Intended retail investor: The Fund is available to a wide range of investors seeking access to a portfolio managed in accordance with a specific investment objective and policy.

The VIS depository is Brown Brothers Harriman Trustee Services (Ireland) Limited.

You can obtain copies of the Prospectus and the latest annual and semi-annual report and accounts for Vanguard Investment Series plc ("VIS"), along with the latest published prices of shares and other practical information on the Fund from Vanguard Investment Series plc c/o Brown Brothers Harriman Fund Administration Services (Ireland) Limited, 30 Herbert Street, Dublin 2, D02 W329, Ireland or from our website at <https://global.vanguard.com>. These documents are available in English only. The documents are available in English and are free of charge.

What are the risks and what could I get in return?

Risk Indicator



← Lower risk Higher risk →



The risk indicator assumes you keep the Fund for 5 years. The actual risk can vary significantly if you cash in at an early stage and you may get back less.

The summary risk indicator is a guide to the level of risk of this Fund compared to other Funds. It shows how likely it is that the Fund will lose money because of movements in the markets or because we are not able to pay you.

We have classified this Fund as 4 out of 7, which is a medium risk class. This rates the potential losses from future performance at a medium level, and poor market conditions could impact the Fund's capacity to pay you.

Be aware of currency risk. You may receive payments in a different currency to the base currency of the Fund, so the final return you will get depends on the exchange rate between the two currencies. This risk is not considered in the indicator shown above.

Beside the market risks included in the risk indicator, other risks may affect the Fund, including counterparty, index tracking sampling and emerging markets risks.

For further information on risks please see the "Risk Factors" section of the Prospectus on our website at <https://global.vanguard.com>

This Fund does not include any protection from future market performance so you could lose some or all of your investment.

The value of equities and equity-related securities can be affected by daily stock market movements. Other influential factors include political events, economic news, company earnings and significant corporate events.

Performance Scenarios

What you will get from this Fund depends on future market performance. Market developments in the future are uncertain and cannot be accurately predicted.

The unfavourable, moderate, and favourable scenarios shown are illustrations using the worst, average, and best performance of the product over the last 10 years. Markets could develop very differently in the future.

Recommended holding period:		5 years	
Example Investment:		GBP 10,000	
Scenarios		If you exit after 1 year	If you exit after 5 years
Minimum	There is no minimum guaranteed return if you exit before 5 years. You could lose some or all of your investment.		
Stress	What you might get back after costs	GBP 3,210	GBP 3,060
	Average return each year	-67.90%	-21.09%
Unfavourable	What you might get back after costs	GBP 8,190	GBP 9,110
	Average return each year	-18.10%	-1.85%
Moderate	What you might get back after costs	GBP 10,400	GBP 12,060
	Average return each year	4.00%	3.82%
Favourable	What you might get back after costs	GBP 14,400	GBP 20,600
	Average return each year	44.00%	15.55%

The figures shown include all the costs of the Fund itself, but may not include all the costs that you pay to your advisor or distributor. The figures do not take into account your personal tax situation, which may also affect how much you get back.

The stress scenario shows what you might get back in extreme market circumstances.

This Fund cannot be easily cashed in.

Unfavourable scenario: This type of scenario occurred for an investment between 2021 and 2024.

Moderate scenario: This type of scenario occurred for an investment between 2019 and 2024.

Favourable scenario: This type of scenario occurred for an investment between 2016 and 2021.

What happens if VGIL is unable to pay out?

The assets of the Fund are held in safekeeping by its depository. In the event of the insolvency of VGIL, the Fund's assets in the safekeeping of the depository will not be affected. However, in the event of the depository's insolvency, or someone acting on its behalf, the Fund may suffer a financial loss. This risk is mitigated to a certain extent by the fact the depository is required by law and regulation to segregate its own assets from the assets of the Fund. The depository will also be liable to the Fund and the investors for any loss arising from, among other things, its negligence, fraud or intentional failure to properly fulfil its obligations (subject to certain limitations).

There is no compensation or guarantee scheme protecting you from a default of the Fund's depository.

What are the costs?

The person advising on or selling you the Fund may charge you other costs. If so, this person will provide you with information about these costs and how they affect your investment.

Costs over Time

The tables show the amounts that are taken from your investment to cover different types of costs. These amounts depend on how much you invest, how long you invest in the Fund and how well the Fund does. The amounts shown here are illustrations based on an example investment amount and different possible investment periods.

We have assumed:

- In the first year you would get back the amount that you invested (0% annual return). For the other holding periods we have assumed the Fund performs as shown in the moderate scenario

- GBP 10,000 per year is invested.

	If you exit after 1 year	If you exit after 5 years
Total costs	GBP 27	GBP 157
Annual cost impact (*)	0.3%	0.3% each year

(*) This illustrates how costs reduce your return each year over the holding period. For example it shows that if you exit at the recommended holding period your average return per year is projected to be 4.1 % before costs and 3.8 % after costs.

We may share part of the costs with the person selling you the Fund to cover the services they provide to you. They will inform you of the amount.

Composition of Costs

One-off costs upon entry or exit		If you exit after 1 year
Entry costs	The Fund does not charge an entry fee.	GBP 0
Exit costs	The Fund does not charge an exit fee, but the person selling you the Fund may do so.	GBP 0
Ongoing costs taken each year		
Management fees and other administrative or operating costs	0.16% of the value of your investment p.a. This is an estimate based on actual costs over the last year and takes account of any known future changes.	GBP 16
Transaction costs	0.11% of the value of your investment per year. This is an estimate of the costs incurred when we buy and sell the underlying investments for the Fund. The actual amount will vary depending on how much we buy and sell.	GBP 11
Incidental costs taken under specific conditions		
Performance fees	There is no performance fee for this Fund.	GBP 0

How long should I hold it and can I take money out early?

Recommended holding period: 5 years

The Fund is appropriate for long-term investment. You should have an investment horizon of at least 5 years.

No redemption fees are imposed in respect of redemptions, however, the Fund may use swing pricing in order to mitigate the effects of dilution on a particular Dealing Day.

How can I complain?

A Shareholder who is not satisfied with their experience as an investor in the Fund is entitled to bring a complaint to the Fund in accordance with the applicable complaints handling policy. Should you wish to lodge a complaint about a Vanguard product or our service, please contact: Brown Brothers Harriman Fund Administration Services (Ireland) Limited, 30 Herbert Street, Dublin 2, D02 W329. Ireland. Telephone: 00353 1241 7144 Fax: 00353 12417146 or vanguard.ta@BBH.com with details of your grievance. Please also be aware that there may be collective redress mechanisms or separate ombudsman arrangements available in your country. <https://global.vanguard.com/>

Other relevant information

You can find information related to the past performance of the Fund for up to 10 years of data at:

- https://docs.data2report.lu/documents/KID_PP/KID_annex_PP_Vanguard_IE00BPT2BB99_en.pdf.

- https://docs.data2report.lu/documents/KID_PS/KID_annex_PS_Vanguard_IE00BPT2BB99_en.pdf.

Details of VGIL's Remuneration Policy are available at <https://www.ie.vanguard/content/dam/int/europe/documents/ch/en/ucits-v-remuneration-policy.pdf>, including: (a) a description of how remuneration and benefits are calculated; and (b) the identities of persons responsible for awarding remuneration and benefits. A paper copy of these details may be obtained, free of charge, on request from VGIL at 70 Sir John Rogerson's Quay, Dublin 2, Ireland. Liability: VGIL may be held liable solely on the basis of any statement contained in this document that is misleading, inaccurate or inconsistent with the relevant parts of the Prospectus. Tax: VIS is subject to the tax laws of Ireland. Depending on your country of residence, this may have an impact on your personal tax position. You are recommended to consult your professional tax adviser.

Key Information Document



Purpose

This document provides you with key information about this investment Fund. It is not marketing material. The information is required by law to help you understand the nature, risks, costs, potential gains and losses of this Fund and to help you compare it with other funds.

Product

Product: Vanguard FTSE 250 UCITS ETF (the "Fund") - (GBP) Accumulating IE00BFMVXQ44

Vanguard Group (Ireland) Limited ("VGIL")

Call +44 207 489 4305 for more information - <https://global.vanguard.com> - This Key Information Document is dated 10/12/2024.

The Central Bank of Ireland (the "Central Bank") is responsible for supervising VGIL in relation to this Key Information Document.

The Fund is authorised in Ireland and has been registered for sale in other EEA Member States.

VGIL is authorised in EEA Member States and regulated by the Central Bank.

You are about to purchase a Fund that is not simple and may be difficult to understand.

What is this product?

Type: The Fund is a sub-fund of Vanguard Funds plc ("VF"), a UCITS authorised by the Central Bank of Ireland.

Term: The Fund has no fixed maturity date, however it may be terminated in certain circumstances as described in the prospectus of VF (the "Prospectus") including if the net asset value of the Fund falls below US\$100 million or its equivalent in another currency.

Objectives: The Fund employs a passive management – or indexing – investment approach, through physical acquisition of securities, and seeks to track the performance of the FTSE 250 Index (the "Index").

The Index is comprised of mid-sized company stocks in the UK.

The Fund attempts to:

1. Track the performance of the Index by investing through physical acquisition in all constituent securities of the Index in the same proportion as the Index. Where not practicable to fully replicate, the Fund will use a sampling process.

2. Remain fully invested except in extraordinary market, political or similar conditions where the Fund may temporarily depart from this investment policy to avoid losses.

The Fund invests in securities which are denominated in currencies other than the base currency. Movements in currency exchange rates can affect the return of investments.

The Fund may engage in short term secured lending of its investments to certain eligible third parties. This is used as a means of generating additional income and to off-set the costs of the Fund.

While the Fund is expected to track the Index as closely as possible, it typically will not match the performance of the targeted Index exactly, due to various factors such as expenses to be paid by the Fund and regulatory constraints. Details of these factors and the anticipated tracking error of the Fund are set out in the Prospectus.

Information on the Fund's portfolio can be found at <https://www.ie.vanguard/products>. The Indicative Net Asset Value for the Fund is calculated throughout the trading day and is published on Bloomberg or Reuters.

The Fund may use derivatives in order to reduce risk or cost and/or generate extra income or growth. A derivative is a financial contract whose value is based on the value of a financial asset (such as a share, bond, or currency) or a market index.

ETF Shares in the Fund can be bought or sold on a daily basis (save on certain bank holidays or public holidays and subject to certain restrictions described in the Prospectus). ETF Shares are listed on one or more stock exchange(s). Subject to certain exceptions set out in the Prospectus, investors who are not Authorised Participants may only buy or sell ETF Shares through a company that is a member of a relevant stock exchange at any time when that stock exchange is open for business. A list of the days on which shares in the Fund cannot be bought or sold is available on:

<https://fund-docs.vanguard.com/holiday-calendar-vanguard-funds-plc-ETFs.pdf>

Income from the ETF Shares will be reinvested and reflected in the price of shares in the ETF.

VF is an umbrella Fund with segregated liability between sub-funds. This means that the holdings of the Fund are maintained separately under Irish law from holdings of other sub-funds of VF and your investment in the Fund will not be affected by any claims against any other sub-fund of VF.

Intended retail investor: The Fund is available to a wide range of investors seeking access to a portfolio managed in accordance with a specific investment objective and policy.

The VF depository is Brown Brothers Harriman Trustee Services (Ireland) Limited.

You can obtain copies of the Prospectus and the latest annual and semi-annual report and accounts for Vanguard Funds plc ("VF") along with the latest published prices of shares and other practical information, from VF c/o Brown Brothers Harriman Fund Administration Services (Ireland) Limited, 30 Herbert Street, Dublin 2, D02 W329, Ireland or from our website at <https://global.vanguard.com>. Information on the Fund's portfolio disclosure policy and publication of the iNAV can be obtained at <https://global.vanguard.com/portal/site/portal/ucits-documentation>. The documents are available in English and are free of charge.

What are the risks and what could I get in return?

Risk Indicator



← Lower risk Higher risk →



The risk indicator assumes you keep the Fund for 5 years. The actual risk can vary significantly if you cash in at an early stage and you may get back less.

The summary risk indicator is a guide to the level of risk of this Fund compared to other Funds. It shows how likely it is that the Fund will lose money because of movements in the markets or because we are not able to pay you.

We have classified this Fund as 4 out of 7, which is a medium risk class. This rates the potential losses from future performance at a medium level, and poor market conditions could impact the Fund's capacity to pay you.

Be aware of currency risk. You may receive payments in a different currency to the base currency of the Fund, so the final return you will get depends on the exchange rate between the two currencies. This risk is not considered in the indicator shown above.

Beside the market risks included in the risk indicator, other risks may affect the Fund, including counterparty, index tracking and investment risks.

For further information on risks please see the "Risk Factors" section of the Prospectus on our website at <https://global.vanguard.com>

This Fund does not include any protection from future market performance so you could lose some or all of your investment.

The value of equities and equity-related securities can be affected by daily stock market movements. Other influential factors include political events, economic news, company earnings and significant corporate events.

Performance Scenarios

What you will get from this Fund depends on future market performance. Market developments in the future are uncertain and cannot be accurately predicted.

The unfavourable, moderate, and favourable scenarios shown are illustrations using the worst, average, and best performance of the product and a suitable benchmark over the last 10 years. Markets could develop very differently in the future.

Recommended holding period:		5 years	
Example Investment:		GBP 10,000	
Scenarios		If you exit after 1 year	If you exit after 5 years
Minimum	There is no minimum guaranteed return if you exit before 5 years. You could lose some or all of your investment.		
Stress	What you might get back after costs	GBP 1,620	GBP 1,740
	Average return each year	-83.80%	-29.51%
Unfavourable	What you might get back after costs	GBP 7,640	GBP 9,210
	Average return each year	-23.60%	-1.63%
Moderate	What you might get back after costs	GBP 10,330	GBP 11,700
	Average return each year	3.30%	3.19%
Favourable	What you might get back after costs	GBP 14,490	GBP 15,300
	Average return each year	44.90%	8.88%

The figures shown include all the costs of the Fund itself, but may not include all the costs that you pay to your advisor or distributor. The figures do not take into account your personal tax situation, which may also affect how much you get back.

The stress scenario shows what you might get back in extreme market circumstances.

This Fund cannot be easily cashed in.

Unfavourable scenario: This type of scenario occurred for an investment using the benchmark as stated in the prospectus between 2021 and 2024.

Moderate scenario: This type of scenario occurred for an investment using the benchmark as stated in the prospectus between 2019 and 2024.

Favourable scenario: This type of scenario occurred for an investment using the benchmark as stated in the prospectus between 2016 and 2021.

What happens if VGIL is unable to pay out?

The assets of the Fund are held in safekeeping by its depositary. In the event of the insolvency of VGIL, the Fund's assets in the safekeeping of the depositary will not be affected. However, in the event of the depositary's insolvency, or someone acting on its behalf, the Fund may suffer a financial loss. This risk is mitigated to a certain extent by the fact the depositary is required by law and regulation to segregate its own assets from the assets of the Fund. The depositary will also be liable to the Fund and the investors for any loss arising from, among other things, its negligence, fraud or intentional failure to properly fulfil its obligations (subject to certain limitations).

There is no compensation or guarantee scheme protecting you from a default of the Fund's depositary.

What are the costs?

The person advising on or selling you the Fund may charge you other costs. If so, this person will provide you with information about these costs and how they affect your investment.

Costs over Time

The tables show the amounts that are taken from your investment to cover different types of costs. These amounts depend on how much you invest, how long you invest in the Fund and how well the Fund does. The amounts shown here are illustrations based on an example investment amount and different possible investment periods.

We have assumed:

- In the first year you would get back the amount that you invested (0% annual return). For the other holding periods we have assumed the Fund performs as shown in the moderate scenario

- GBP 10,000 per year is invested.

	If you exit after 1 year	If you exit after 5 years
Total costs	GBP 75	GBP 431
Annual cost impact (*)	0.8%	0.7% each year

(*) This illustrates how costs reduce your return each year over the holding period. For example it shows that if you exit at the recommended holding period your average return per year is projected to be 3.9% before costs and 3.2% after costs.

We may share part of the costs with the person selling you the Fund to cover the services they provide to you. They will inform you of the amount.

Composition of Costs

One-off costs upon entry or exit		If you exit after 1 year
Entry costs	The Fund does not charge an entry fee.	GBP 0
Exit costs	The Fund does not charge an exit fee, but the person selling you the Fund may do so.	GBP 0
Ongoing costs taken each year		
Management fees and other administrative or operating costs	0.49% of the value of your investment p.a. This is an estimate based on actual costs over the last year and takes account of any known future changes.	GBP 49
Transaction costs	0.26% of the value of your investment per year. This is an estimate of the costs incurred when we buy and sell the underlying investments for the Fund. The actual amount will vary depending on how much we buy and sell.	GBP 26
Incidental costs taken under specific conditions		
Performance fees	There is no performance fee for this Fund.	GBP 0

How long should I hold it and can I take money out early?

Recommended holding period: 5 years

The Fund is appropriate for long-term investment. You should have an investment horizon of at least 5 years.

Please see the section of the Prospectus entitled "Redeeming Shares" for certain fees payable in respect of redemptions.

How can I complain?

If you are an investor in our VF range of Exchange Traded Funds (ETFs), it may be appropriate for you to liaise directly with the bank, broker, trading platform or financial adviser through which you purchased your shares, particularly if your complaint is service related. Please be aware that we will usually provide responses in English. If for any reason you are experiencing problems submitting your complaint with us, then please contact, Vanguard, 4th Floor, The Walbrook Building, 25 Walbrook, London, EC4N 8AF or European_client_services@vanguard.co.uk. Please also be aware that there may be collective redress mechanisms or separate ombudsman arrangements available in your country. <https://global.vanguard.com/>

Other relevant information

You can find information related to the past performance of the Fund for up to 10 years of data at:

- https://docs.data2report.lu/documents/KID_PP/KID_annex_PP_Vanguard_IE00BFMXVQ44_en.pdf.

- https://docs.data2report.lu/documents/KID_PS/KID_annex_PS_Vanguard_IE00BFMXVQ44_en.pdf.

Details of VGIL's Remuneration Policy are available at <https://www.ie.vanguard/content/dam/intl/europe/documents/ch/en/ucits-v-remuneration-policy.pdf>, including: (a) a description of how remuneration and benefits are calculated; and (b) the identities of persons responsible for awarding remuneration and benefits. A paper copy of these details may be obtained, free of charge, on request from VGIL at 70 Sir John Rogerson's Quay, Dublin 2, Ireland. Liability: VGIL may be held liable solely on the basis of any statement contained in this document that is misleading, inaccurate or inconsistent with the relevant parts of the Prospectus. Tax: VF is subject to the tax laws of Ireland. Depending on your country of residence, this may have an impact on your personal tax position. You are recommended to consult your professional tax adviser.

Key Information Document



Purpose

This document provides you with key information about this investment Fund. It is not marketing material. The information is required by law to help you understand the nature, risks, costs, potential gains and losses of this Fund and to help you compare it with other funds.

Product

Product: Vanguard Global Bond Index Fund (the "Fund") - Institutional Plus GBP Hedged Acc IE00BPT2BQ43

Vanguard Group (Ireland) Limited ("VGIL")

Call +44 207 489 4305 for more information - <https://global.vanguard.com> - This Key Information Document is dated 10/12/2024.

The Central Bank of Ireland (the "Central Bank") is responsible for supervising VGIL in relation to this Key Information Document.

The Fund is authorised in Ireland and has been registered for sale in other EEA Member States.

VGIL is authorised in EEA Member States and regulated by the Central Bank.

You are about to purchase a Fund that is not simple and may be difficult to understand.

What is this product?

Type: The Fund is a sub-fund of Vanguard Investment Series plc ("VIS"), a UCITS authorised by the Central Bank of Ireland.

Term: The Fund has no fixed maturity date, however it may be terminated in certain circumstances as described in the prospectus of VIS (the "Prospectus") including if the net asset value of the Fund falls below US\$100 million or its equivalent in another currency.

Objectives: The Fund employs a passive management – or indexing – investment approach, through physical acquisition of securities, and seeks to track the performance of the Bloomberg Global Aggregate Float Adjusted and Scaled Index (the "Index").

The Index includes investment-grade bonds from around the world with maturities greater than one year.

The Index is a market-weighted index of global government, government-related agencies, corporate and securitised fixed income investments with maturities greater than one year.

The Fund attempts to:

1. Track the performance of the Index by investing in a portfolio of securities that, insofar as possible and practicable, consists of a representative sample of the component securities of the Index.
2. Remain fully invested except in extraordinary market, political or similar conditions where the Fund may temporarily depart from this investment policy to avoid losses.

The Fund invests in securities which are denominated in currencies other than the base currency. Movements in currency exchange rates can affect the return of investments. Currency hedging techniques are used to minimise the risks associated with movements in currency exchange rates, where the Fund invests in securities denominated in currencies other than the listing currency, but these risks cannot be eliminated entirely. As this document relates to a share class where such techniques are used, the performance (see "Performance") of this share class is shown against the currency hedged version of the Index.

While the Fund is expected to track the Index as closely as possible, it typically will not match the performance of the targeted Index exactly, due to various factors such as expenses to be paid by the Fund and regulatory

constraints. Details of these factors and the anticipated tracking error of the Fund are set out in the Prospectus.

The Fund may use derivatives in order to reduce risk or cost and/or generate extra income or growth. A derivative is a financial contract whose value is based on the value of a financial asset (such as a share, bond, or currency) or a market index.

Subject to certain exceptions set out in the Prospectus, Shares in the Fund can be bought or sold or exchanged on a daily basis (save on certain bank / public holidays and subject to certain restrictions described in Appendix 1 of the Prospectus or in a separate Supplement) by submitting an application in writing. A list of the days on which shares in the Fund cannot be bought or sold is available on

<https://fund-docs.vanguard.com/holiday-calendar-vanguard-investment-series-plc-irish-funds.pdf>

Income from the Fund will be reinvested and reflected in the price of shares in the Fund.

VIS is an umbrella fund with segregated liability between sub-funds. This means that the holdings of the Fund are maintained separately under Irish law from holdings of other sub-funds of VIS and your investment in the Fund will not be affected by any claims against any other sub-fund of VIS.

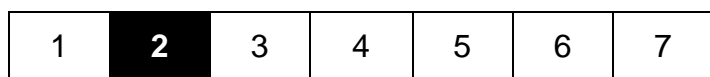
Intended retail investor: The Fund is available to a wide range of investors seeking access to a portfolio managed in accordance with a specific investment objective and policy.

The VIS depositary is Brown Brothers Harriman Trustee Services (Ireland) Limited.

You can obtain copies of the Prospectus and the latest annual and semi-annual report and accounts for Vanguard Investment Series plc ("VIS"), along with the latest published prices of shares and other practical information on the Fund from Vanguard Investment Series plc c/o Brown Brothers Harriman Fund Administration Services (Ireland) Limited, 30 Herbert Street, Dublin 2, D02 W329, Ireland or from our website at <https://global.vanguard.com>. These documents are available in English only. The documents are available in English and are free of charge.

What are the risks and what could I get in return?

Risk Indicator



← Higher risk
Lower risk →



The risk indicator assumes you keep the Fund for 3 years. The actual risk can vary significantly if you cash in at an early stage and you may get back less.

The summary risk indicator is a guide to the level of risk of this Fund compared to other Funds. It shows how likely it is that the Fund will lose money because of movements in the markets or because we are not able to pay you.

We have classified this Fund as 2 out of 7, which is a low risk class. This rates the potential losses from future performance at a low level, and poor market conditions are very unlikely to impact the Fund's capacity to pay you.

Be aware of currency risk. You may receive payments in a different currency to the base currency of the Fund, so the final return you will get depends on the exchange rate between the two currencies. This risk is not considered in the indicator shown above.

Beside the market risks included in the risk indicator, other risks may affect the Fund, including counterparty, index tracking sampling and investment risks.

For further information on risks please see the "Risk Factors" section of the Prospectus on our website at <https://global.vanguard.com>

This Fund does not include any protection from future market performance so you could lose some or all of your investment.

The value of bonds and fixed income-related securities is affected by influential factors such as interest rates, inflation, credit spreads and volatility which, in turn, are driven by other factors including political events, economic news, company earnings and significant corporate events.

Performance Scenarios

What you will get from this Fund depends on future market performance. Market developments in the future are uncertain and cannot be accurately predicted.

The unfavourable, moderate, and favourable scenarios shown are illustrations using the worst, average, and best performance of the product over the last 10 years. Markets could develop very differently in the future.

Recommended holding period:		3 years	
Example Investment:		GBP 10,000	
Scenarios		If you exit after 1 year	If you exit after 3 years
Minimum	There is no minimum guaranteed return if you exit before 3 years. You could lose some or all of your investment.		
Stress	What you might get back after costs	GBP 7,920	GBP 8,220
	Average return each year	-20.80%	-6.32%
Unfavourable	What you might get back after costs	GBP 8,510	GBP 8,420
	Average return each year	-14.90%	-5.57%
Moderate	What you might get back after costs	GBP 10,130	GBP 10,490
	Average return each year	1.30%	1.61%
Favourable	What you might get back after costs	GBP 11,030	GBP 11,290
	Average return each year	10.30%	4.13%

The figures shown include all the costs of the Fund itself, but may not include all the costs that you pay to your advisor or distributor. The figures do not take into account your personal tax situation, which may also affect how much you get back.

The stress scenario shows what you might get back in extreme market circumstances.

This Fund cannot be easily cashed in.

Unfavourable scenario: This type of scenario occurred for an investment between 2020 and 2023.

Moderate scenario: This type of scenario occurred for an investment between 2016 and 2019.

Favourable scenario: This type of scenario occurred for an investment between 2018 and 2021.

What happens if VGIL is unable to pay out?

The assets of the Fund are held in safekeeping by its depositary. In the event of the insolvency of VGIL, the Fund's assets in the safekeeping of the depositary will not be affected. However, in the event of the depositary's insolvency, or someone acting on its behalf, the Fund may suffer a financial loss. This risk is mitigated to a certain extent by the fact the depositary is required by law and regulation to segregate its own assets from the assets of the Fund. The depositary will also be liable to the Fund and the investors for any loss arising from, among other things, its negligence, fraud or intentional failure to properly fulfil its obligations (subject to certain limitations).

There is no compensation or guarantee scheme protecting you from a default of the Fund's depositary.

What are the costs?

The person advising on or selling you the Fund may charge you other costs. If so, this person will provide you with information about these costs and how they affect your investment.

Costs over Time

The tables show the amounts that are taken from your investment to cover different types of costs. These amounts depend on how much you invest, how long you invest in the Fund and how well the Fund does. The amounts shown here are illustrations based on an example investment amount and different possible investment periods.

We have assumed:

- In the first year you would get back the amount that you invested (0% annual return). For the other holding periods we have assumed the Fund performs as shown in the moderate scenario

- GBP 10,000 per year is invested.

	If you exit after 1 year	If you exit after 3 years
Total costs	GBP 21	GBP 67
Annual cost impact (*)	0.2%	0.2% each year

(*) This illustrates how costs reduce your return each year over the holding period. For example it shows that if you exit at the recommended holding period your average return per year is projected to be 1.8 % before costs and 1.6 % after costs.

We may share part of the costs with the person selling you the Fund to cover the services they provide to you. They will inform you of the amount.

Composition of Costs

One-off costs upon entry or exit		If you exit after 1 year
Entry costs	The Fund does not charge an entry fee.	GBP 0
Exit costs	The Fund does not charge an exit fee, but the person selling you the Fund may do so.	GBP 0
Ongoing costs taken each year		
Management fees and other administrative or operating costs	0.10% of the value of your investment p.a. This is an estimate based on actual costs over the last year and takes account of any known future changes.	GBP 10
Transaction costs	0.11% of the value of your investment per year. This is an estimate of the costs incurred when we buy and sell the underlying investments for the Fund. The actual amount will vary depending on how much we buy and sell.	GBP 11
Incidental costs taken under specific conditions		
Performance fees	There is no performance fee for this Fund.	GBP 0

How long should I hold it and can I take money out early?

Recommended holding period: 3 years

The Fund is appropriate for long-term investment. You should have an investment horizon of at least 3 years.

No redemption fees are imposed in respect of redemptions, however, the Fund may use swing pricing in order to mitigate the effects of dilution on a particular Dealing Day.

How can I complain?

A Shareholder who is not satisfied with their experience as an investor in the Fund is entitled to bring a complaint to the Fund in accordance with the applicable complaints handling policy. Should you wish to lodge a complaint about a Vanguard product or our service, please contact: Brown Brothers Harriman Fund Administration Services (Ireland) Limited, 30 Herbert Street, Dublin 2, D02 W329. Ireland. Telephone: 00353 1241 7144 Fax: 00353 12417146 or vanguard.ta@BBH.com with details of your grievance. Please also be aware that there may be collective redress mechanisms or separate ombudsman arrangements available in your country. <https://global.vanguard.com/>

Other relevant information

You can find information related to the past performance of the Fund for up to 10 years of data at:

- https://docs.data2report.lu/documents/KID_PP/KID_annex_PP_Vanguard_IE00BPT2BQ43_en.pdf.

- https://docs.data2report.lu/documents/KID_PS/KID_annex_PS_Vanguard_IE00BPT2BQ43_en.pdf.

Details of VGIL's Remuneration Policy are available at <https://www.ie.vanguard/content/dam/int/europe/documents/ch/en/ucits-v-remuneration-policy.pdf>, including: (a) a description of how remuneration and benefits are calculated; and (b) the identities of persons responsible for awarding remuneration and benefits. A paper copy of these details may be obtained, free of charge, on request from VGIL at 70 Sir John Rogerson's Quay, Dublin 2, Ireland. Liability: VGIL may be held liable solely on the basis of any statement contained in this document that is misleading, inaccurate or inconsistent with the relevant parts of the Prospectus. Tax: VIS is subject to the tax laws of Ireland. Depending on your country of residence, this may have an impact on your personal tax position. You are recommended to consult your professional tax adviser.

Purpose

This document provides you with key information about this investment Fund. It is not marketing material. The information is required by law to help you understand the nature, risks, costs, potential gains and losses of this Fund and to help you compare it with other funds.

Product

Product: Vanguard Global Corporate Bond Index Fund (the "Fund") - Institutional Plus GBP Hedged Acc IE00BDFB5D65

Vanguard Group (Ireland) Limited ("VGIL")

Call +44 207 489 4305 for more information - <https://global.vanguard.com> - This Key Information Document is dated 10/12/2024.

The Central Bank of Ireland (the "Central Bank") is responsible for supervising VGIL in relation to this Key Information Document.

The Fund is authorised in Ireland and has been registered for sale in other EEA Member States.

VGIL is authorised in EEA Member States and regulated by the Central Bank.

You are about to purchase a Fund that is not simple and may be difficult to understand.

What is this product?

Type: The Fund is a sub-fund of Vanguard Investment Series plc ("VIS"), a UCITS authorised by the Central Bank of Ireland.

Term: The Fund has no fixed maturity date, however it may be terminated in certain circumstances as described in the prospectus of VIS (the "Prospectus") including if the net asset value of the Fund falls below US\$100 million or its equivalent in another currency.

Objectives: The Fund employs a passive management – or indexing – investment approach, through physical acquisition of securities, and seeks to track the performance of the Bloomberg Global Aggregate Float Adjusted Corporate Index (the "Index").

The Index includes global corporate bonds with maturities greater than one year. The Index is a multi-currency index that includes bonds from developed and emerging markets issuers within the industrial, utility and financial sectors.

The Fund attempts to:

1. Track the performance of the Index by investing through physical acquisition in a portfolio of securities that, insofar as possible and practicable, consists of a representative sample of the component securities of the Index.
2. Remain fully invested except in extraordinary market, political or similar conditions where the Fund may temporarily depart from this investment policy to avoid losses.

The Fund invests in securities which are denominated in currencies other than the base currency. Movements in currency exchange rates can affect the return of investments. Currency hedging techniques are used to minimise the risks associated with movements in currency exchange rates, where the Fund invests in securities denominated in currencies other than the listing currency, but these risks cannot be eliminated entirely. As this document relates to a share class where such techniques are used, the performance (see "Performance") of this share class is shown against the currency hedged version of the Index.

While the Fund is expected to track the Index as closely as possible, it typically will not match the performance of the targeted Index exactly, due to various factors such as expenses to be paid by the Fund and regulatory

constraints. Details of these factors and the anticipated tracking error of the Fund are set out in the Prospectus.

The Fund may use derivatives in order to reduce risk or cost and/or generate extra income or growth. A derivative is a financial contract whose value is based on the value of a financial asset (such as a share, bond, or currency) or a market index.

Subject to certain exceptions set out in the Prospectus, Shares in the Fund can be bought or sold or exchanged on a daily basis (save on certain bank / public holidays and subject to certain restrictions described in Appendix 1 of the Prospectus or in a separate Supplement) by submitting an application in writing. A list of the days on which shares in the Fund cannot be bought or sold is available on

<https://fund-docs.vanguard.com/holiday-calendar-vanguard-investment-series-plc-irish-funds.pdf>

Income from the Fund will be reinvested and reflected in the price of shares in the Fund.

VIS is an umbrella fund with segregated liability between sub-funds. This means that the holdings of the Fund are maintained separately under Irish law from holdings of other sub-funds of VIS and your investment in the Fund will not be affected by any claims against any other sub-fund of VIS.

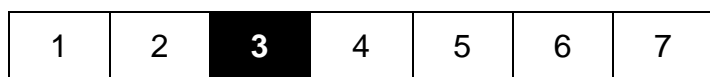
Intended retail investor: The Fund is available to a wide range of investors seeking access to a portfolio managed in accordance with a specific investment objective and policy.

The VIS depositary is Brown Brothers Harriman Trustee Services (Ireland) Limited.

You can obtain copies of the Prospectus and the latest annual and semi-annual report and accounts for Vanguard Investment Series plc ("VIS"), along with the latest published prices of shares and other practical information on the Fund from Vanguard Investment Series plc c/o Brown Brothers Harriman Fund Administration Services (Ireland) Limited, 30 Herbert Street, Dublin 2, D02 W329, Ireland or from our website at <https://global.vanguard.com>. These documents are available in English only. The documents are available in English and are free of charge.

What are the risks and what could I get in return?

Risk Indicator



← Lower risk Higher risk →



The risk indicator assumes you keep the Fund for 3 years. The actual risk can vary significantly if you cash in at an early stage and you may get back less.

The summary risk indicator is a guide to the level of risk of this Fund compared to other Funds. It shows how likely it is that the Fund will lose money because of movements in the markets or because we are not able to pay you.

We have classified this Fund as 3 out of 7, which is a medium-low risk class. This rates the potential losses from future performance at a medium-low level, and poor market conditions are unlikely to impact the Fund's capacity to pay you.

Be aware of currency risk. You may receive payments in a different currency to the base currency of the Fund, so the final return you will get depends on the exchange rate between the two currencies. This risk is not considered in the indicator shown above.

Beside the market risks included in the risk indicator, other risks may affect the Fund, including counterparty, index tracking sampling and investment risks.

For further information on risks please see the "Risk Factors" section of the Prospectus on our website at <https://global.vanguard.com>

This Fund does not include any protection from future market performance so you could lose some or all of your investment.

The value of bonds and fixed income-related securities is affected by influential factors such as interest rates, inflation, credit spreads and volatility which, in turn, are driven by other factors including political events, economic news, company earnings and significant corporate events.

Performance Scenarios

What you will get from this Fund depends on future market performance. Market developments in the future are uncertain and cannot be accurately predicted.

The unfavourable, moderate, and favourable scenarios shown are illustrations using the worst, average, and best performance of the product and a suitable benchmark over the last 10 years. Markets could develop very differently in the future.

Recommended holding period:		3 years	
Example Investment:		GBP 10,000	
Scenarios		If you exit after 1 year	If you exit after 3 years
Minimum	There is no minimum guaranteed return if you exit before 3 years. You could lose some or all of your investment.		
Stress	What you might get back after costs	GBP 6,480	GBP 7,480
	Average return each year	-35.20%	-9.22%
Unfavourable	What you might get back after costs	GBP 8,160	GBP 8,550
	Average return each year	-18.40%	-5.09%
Moderate	What you might get back after costs	GBP 10,290	GBP 10,820
	Average return each year	2.90%	2.66%
Favourable	What you might get back after costs	GBP 11,260	GBP 11,750
	Average return each year	12.60%	5.52%

The figures shown include all the costs of the Fund itself, but may not include all the costs that you pay to your advisor or distributor. The figures do not take into account your personal tax situation, which may also affect how much you get back.

The stress scenario shows what you might get back in extreme market circumstances.

This Fund cannot be easily cashed in.

Unfavourable scenario: This type of scenario occurred for an investment using the benchmark as stated in the prospectus between 2020 and 2023.

Moderate scenario: This type of scenario occurred for an investment using the benchmark as stated in the prospectus between 2016 and 2019.

Favourable scenario: This type of scenario occurred for an investment using the benchmark as stated in the prospectus between 2018 and 2021.

What happens if VGIL is unable to pay out?

The assets of the Fund are held in safekeeping by its depository. In the event of the insolvency of VGIL, the Fund's assets in the safekeeping of the depository will not be affected. However, in the event of the depository's insolvency, or someone acting on its behalf, the Fund may suffer a financial loss. This risk is mitigated to a certain extent by the fact the depository is required by law and regulation to segregate its own assets from the assets of the Fund. The depository will also be liable to the Fund and the investors for any loss arising from, among other things, its negligence, fraud or intentional failure to properly fulfil its obligations (subject to certain limitations).

There is no compensation or guarantee scheme protecting you from a default of the Fund's depository.

What are the costs?

The person advising on or selling you the Fund may charge you other costs. If so, this person will provide you with information about these costs and how they affect your investment.

Costs over Time

The tables show the amounts that are taken from your investment to cover different types of costs. These amounts depend on how much you invest, how long you invest in the Fund and how well the Fund does. The amounts shown here are illustrations based on an example investment amount and different possible investment periods.

We have assumed:

- In the first year you would get back the amount that you invested (0% annual return). For the other holding periods we have assumed the Fund performs as shown in the moderate scenario

- GBP 10,000 per year is invested.

	If you exit after 1 year	If you exit after 3 years
Total costs	GBP 22	GBP 70
Annual cost impact (*)	0.2%	0.2% each year

(*) This illustrates how costs reduce your return each year over the holding period. For example it shows that if you exit at the recommended holding period your average return per year is projected to be 2.9 % before costs and 2.7 % after costs.

We may share part of the costs with the person selling you the Fund to cover the services they provide to you. They will inform you of the amount.

Composition of Costs

One-off costs upon entry or exit		If you exit after 1 year
Entry costs	The Fund does not charge an entry fee.	GBP 0
Exit costs	The Fund does not charge an exit fee, but the person selling you the Fund may do so.	GBP 0
Ongoing costs taken each year		
Management fees and other administrative or operating costs	0.12% of the value of your investment p.a. This is an estimate based on actual costs over the last year and takes account of any known future changes.	GBP 12
Transaction costs	0.10% of the value of your investment per year. This is an estimate of the costs incurred when we buy and sell the underlying investments for the Fund. The actual amount will vary depending on how much we buy and sell.	GBP 10
Incidental costs taken under specific conditions		
Performance fees	There is no performance fee for this Fund.	GBP 0

How long should I hold it and can I take money out early?

Recommended holding period: 3 years

The Fund is appropriate for long-term investment. You should have an investment horizon of at least 3 years.

No redemption fees are imposed in respect of redemptions, however, the Fund may use swing pricing in order to mitigate the effects of dilution on a particular Dealing Day.

How can I complain?

A Shareholder who is not satisfied with their experience as an investor in the Fund is entitled to bring a complaint to the Fund in accordance with the applicable complaints handling policy. Should you wish to lodge a complaint about a Vanguard product or our service, please contact: Brown Brothers Harriman Fund Administration Services (Ireland) Limited, 30 Herbert Street, Dublin 2, D02 W329. Ireland. Telephone: 00353 1241 7144 Fax: 00353 12417146 or vanguard.ta@BBH.com with details of your grievance. Please also be aware that there may be collective redress mechanisms or separate ombudsman arrangements available in your country. <https://global.vanguard.com/>

Other relevant information

You can find information related to the past performance of the Fund for up to 10 years of data at:

- https://docs.data2report.lu/documents/KID_PP/KID_annex_PP_Vanguard_IE00BDFB5D65_en.pdf.

- https://docs.data2report.lu/documents/KID_PS/KID_annex_PS_Vanguard_IE00BDFB5D65_en.pdf.

Details of VGIL's Remuneration Policy are available at <https://www.ie.vanguard/content/dam/int/europe/documents/ch/en/ucits-v-remuneration-policy.pdf>, including: (a) a description of how remuneration and benefits are calculated; and (b) the identities of persons responsible for awarding remuneration and benefits. A paper copy of these details may be obtained, free of charge, on request from VGIL at 70 Sir John Rogerson's Quay, Dublin 2, Ireland. Liability: VGIL may be held liable solely on the basis of any statement contained in this document that is misleading, inaccurate or inconsistent with the relevant parts of the Prospectus. Tax: VIS is subject to the tax laws of Ireland. Depending on your country of residence, this may have an impact on your personal tax position. You are recommended to consult your professional tax adviser.

Key Information Document



Purpose

This document provides you with key information about this investment Fund. It is not marketing material. The information is required by law to help you understand the nature, risks, costs, potential gains and losses of this Fund and to help you compare it with other funds.

Product

Product: Vanguard Global Short-Term Corporate Bond Index Fund (the "Fund") - Institutional Plus GBP Hedged Acc IE00BDFB6W20

Vanguard Group (Ireland) Limited ("VGIL")

Call +44 207 489 4305 for more information - <https://global.vanguard.com> - This Key Information Document is dated 10/12/2024.

The Central Bank of Ireland (the "Central Bank") is responsible for supervising VGIL in relation to this Key Information Document.

The Fund is authorised in Ireland and has been registered for sale in other EEA Member States.

VGIL is authorised in EEA Member States and regulated by the Central Bank.

You are about to purchase a Fund that is not simple and may be difficult to understand.

What is this product?

Type: The Fund is a sub-fund of Vanguard Investment Series plc ("VIS"), a UCITS authorised by the Central Bank of Ireland.

Term: The Fund has no fixed maturity date, however it may be terminated in certain circumstances as described in the prospectus of VIS (the "Prospectus") including if the net asset value of the Fund falls below US\$100 million or its equivalent in another currency.

Objectives: The Fund employs a passive management – or indexing – investment approach, through physical acquisition of securities, and seeks to track the performance of the Bloomberg Global Aggregate Corporate 1-5 Year Float Adjusted Index (the "Index").

The Index includes global corporate bonds with maturities of between 1 and 5 years. The Index is a multi-currency index that includes bonds from developed and emerging markets issuers within the industrial, utility and financial sectors.

The Fund attempts to:

1. Track the performance of the Index by investing through physical acquisition in a portfolio of securities that, insofar as possible and practicable, consists of a representative sample of the component securities of the Index.

2. Remain fully invested except in extraordinary market, political or similar conditions where the Fund may temporarily depart from this investment policy to avoid losses.

The Fund invests in securities which are denominated in currencies other than the base currency. Movements in currency exchange rates can affect the return of investments. Currency hedging techniques are used to minimise the risks associated with movements in currency exchange rates, where the Fund invests in securities denominated in currencies other than the listing currency, but these risks cannot be eliminated entirely. As this document relates to a share class where such techniques are used, the performance (see "Performance") of this share class is shown against the currency hedged version of the Index.

While the Fund is expected to track the Index as closely as possible, it typically will not match the performance of the targeted Index exactly, due to various factors such as expenses to be paid by the Fund and regulatory

constraints. Details of these factors and the anticipated tracking error of the Fund are set out in the Prospectus.

The Fund may use derivatives in order to reduce risk or cost and/or generate extra income or growth. A derivative is a financial contract whose value is based on the value of a financial asset (such as a share, bond, or currency) or a market index.

Subject to certain exceptions set out in the Prospectus, Shares in the Fund can be bought or sold or exchanged on a daily basis (save on certain bank / public holidays and subject to certain restrictions described in Appendix 1 of the Prospectus or in a separate Supplement) by submitting an application in writing. A list of the days on which shares in the Fund cannot be bought or sold is available on

<https://fund-docs.vanguard.com/holiday-calendar-vanguard-investment-series-plc-irish-funds.pdf>

Income from the Fund will be reinvested and reflected in the price of shares in the Fund.

VIS is an umbrella fund with segregated liability between sub-funds. This means that the holdings of the Fund are maintained separately under Irish law from holdings of other sub-funds of VIS and your investment in the Fund will not be affected by any claims against any other sub-fund of VIS.

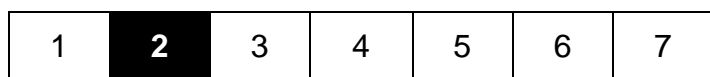
Intended retail investor: The Fund is available to a wide range of investors seeking access to a portfolio managed in accordance with a specific investment objective and policy.

The VIS depositary is Brown Brothers Harriman Trustee Services (Ireland) Limited.

You can obtain copies of the Prospectus and the latest annual and semi-annual report and accounts for Vanguard Investment Series plc ("VIS"), along with the latest published prices of shares and other practical information on the Fund from Vanguard Investment Series plc c/o Brown Brothers Harriman Fund Administration Services (Ireland) Limited, 30 Herbert Street, Dublin 2, D02 W329, Ireland or from our website at <https://global.vanguard.com>. These documents are available in English only. The documents are available in English and are free of charge.

What are the risks and what could I get in return?

Risk Indicator



← Lower risk Higher risk →



The risk indicator assumes you keep the Fund for 1 years. The actual risk can vary significantly if you cash in at an early stage and you may get back less.

The summary risk indicator is a guide to the level of risk of this Fund compared to other Funds. It shows how likely it is that the Fund will lose money because of movements in the markets or because we are not able to pay you.

We have classified this Fund as 2 out of 7, which is a low risk class. This rates the potential losses from future performance at a low level, and poor market conditions are very unlikely to impact the Fund's capacity to pay you.

Be aware of currency risk. You may receive payments in a different currency to the base currency of the Fund, so the final return you will get depends on the exchange rate between the two currencies. This risk is not considered in the indicator shown above.

Beside the market risks included in the risk indicator, other risks may affect the Fund, including counterparty, index tracking sampling and investment risks.

For further information on risks please see the "Risk Factors" section of the Prospectus on our website at <https://global.vanguard.com>

This Fund does not include any protection from future market performance so you could lose some or all of your investment.

The value of bonds and fixed income-related securities is affected by influential factors such as interest rates, inflation, credit spreads and volatility which, in turn, are driven by other factors including political events, economic news, company earnings and significant corporate events.

Performance Scenarios

What you will get from this Fund depends on future market performance. Market developments in the future are uncertain and cannot be accurately predicted.

The unfavourable, moderate, and favourable scenarios shown are illustrations using the worst, average, and best performance of the product and a suitable benchmark over the last 10 years. Markets could develop very differently in the future.

Recommended holding period: Example Investment:		1 year GBP 10,000 If you exit after 1 year
Scenarios		
Minimum	There is no minimum guaranteed return if you exit before 1 year. You could lose some or all of your investment.	
Stress	What you might get back after costs	GBP 8,390
	Average return each year	-16.10%
Unfavourable	What you might get back after costs	GBP 9,120
	Average return each year	-8.80%
Moderate	What you might get back after costs	GBP 10,180
	Average return each year	1.80%
Favourable	What you might get back after costs	GBP 10,940
	Average return each year	9.40%

The figures shown include all the costs of the Fund itself, but may not include all the costs that you pay to your advisor or distributor. The figures do not take into account your personal tax situation, which may also affect how much you get back.

The stress scenario shows what you might get back in extreme market circumstances.

This Fund cannot be easily cashed in.

Unfavourable scenario: This type of scenario occurred for an investment using the benchmark as stated in the prospectus between 2021 and 2022.

Moderate scenario: This type of scenario occurred for an investment using the benchmark as stated in the prospectus between 2019 and 2020.

Favourable scenario: This type of scenario occurred for an investment using the benchmark as stated in the prospectus between 2023 and 2024.

What happens if VGIL is unable to pay out?

The assets of the Fund are held in safekeeping by its depository. In the event of the insolvency of VGIL, the Fund's assets in the safekeeping of the depository will not be affected. However, in the event of the depository's insolvency, or someone acting on its behalf, the Fund may suffer a financial loss. This risk is mitigated to a certain extent by the fact the depository is required by law and regulation to segregate its own assets from the assets of the Fund. The depository will also be liable to the Fund and the investors for any loss arising from, among other things, its negligence, fraud or intentional failure to properly fulfil its obligations (subject to certain limitations).

There is no compensation or guarantee scheme protecting you from a default of the Fund's depository.

What are the costs?

The person advising on or selling you the Fund may charge you other costs. If so, this person will provide you with information about these costs and how they affect your investment.

Costs over Time

The tables show the amounts that are taken from your investment to cover different types of costs. These amounts depend on how much you invest, how long you invest in the Fund and how well the Fund does. The amounts shown here are illustrations based on an example investment amount and different possible investment periods.

We have assumed:

- In the first year you would get back the amount that you invested (0% annual return). For the other holding periods we have assumed the Fund performs as shown in the moderate scenario

- GBP 10,000 per year is invested.

	If you exit after 1 year
Total costs	GBP 21
Annual cost impact (*)	0.2%

(*) This illustrates how costs reduce your return each year over the holding period. For example it shows that if you exit at the recommended holding period your average return per year is projected to be 2.0 % before costs and 1.8 % after costs.

We may share part of the costs with the person selling you the Fund to cover the services they provide to you. They will inform you of the amount.

Composition of Costs

One-off costs upon entry or exit		If you exit after 1 year
Entry costs	The Fund does not charge an entry fee.	GBP 0
Exit costs	The Fund does not charge an exit fee, but the person selling you the Fund may do so.	GBP 0
Ongoing costs taken each year		
Management fees and other administrative or operating costs	0.12% of the value of your investment p.a. This is an estimate based on actual costs over the last year and takes account of any known future changes.	GBP 12
Transaction costs	0.09% of the value of your investment per year. This is an estimate of the costs incurred when we buy and sell the underlying investments for the Fund. The actual amount will vary depending on how much we buy and sell.	GBP 9
Incidental costs taken under specific conditions		
Performance fees	There is no performance fee for this Fund.	GBP 0

How long should I hold it and can I take money out early?

Recommended holding period: 1 year

The Fund is appropriate for short-term investment.

No redemption fees are imposed in respect of redemptions, however, the Fund may use swing pricing in order to mitigate the effects of dilution on a particular Dealing Day.

How can I complain?

A Shareholder who is not satisfied with their experience as an investor in the Fund is entitled to bring a complaint to the Fund in accordance with the applicable complaints handling policy. Should you wish to lodge a complaint about a Vanguard product or our service, please contact: Brown Brothers Harriman Fund Administration Services (Ireland) Limited, 30 Herbert Street, Dublin 2, D02 W329. Ireland. Telephone: 00353 1241 7144 Fax: 00353 12417146 or vanguard.ta@BBH.com with details of your grievance. Please also be aware that there may be collective redress mechanisms or separate ombudsman arrangements available in your country. <https://global.vanguard.com/>

Other relevant information

You can find information related to the past performance of the Fund for up to 10 years of data at:

- https://docs.data2report.lu/documents/KID_PP/KID_annex_PP_Vanguard_IE00BDFB6W20_en.pdf.

- https://docs.data2report.lu/documents/KID_PS/KID_annex_PS_Vanguard_IE00BDFB6W20_en.pdf.

Details of VGIL's Remuneration Policy are available at <https://www.ie.vanguard/content/dam/intl/europe/documents/ch/en/ucits-v-remuneration-policy.pdf>, including: (a) a description of how remuneration and benefits are calculated; and (b) the identities of persons responsible for awarding remuneration and benefits. A paper copy of these details may be obtained, free of charge, on request from VGIL at 70 Sir John Rogerson's Quay, Dublin 2, Ireland. Liability: VGIL may be held liable solely on the basis of any statement contained in this document that is misleading, inaccurate or inconsistent with the relevant parts of the Prospectus. Tax: VIS is subject to the tax laws of Ireland. Depending on your country of residence, this may have an impact on your personal tax position. You are recommended to consult your professional tax adviser.

Key Investor Information

This document provides you with key investor information about this fund. It is not marketing material. The information is required by law to help you understand the nature and the risks of investing in this fund. You are advised to read it so you can make an informed decision about whether to invest.

Vanguard Sterling Short-Term Money Market Fund (the "Fund")

A sub-fund of Vanguard® Investments Money Market Funds

Institutional Plus GBP Accumulation Shares

ISIN: GB00BFYDWN66

Authorised Corporate Director: Vanguard Investments UK, Limited ("VIUK")

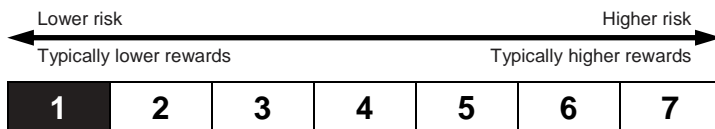
Objectives and investment policy

- The Fund seeks to provide stability in the value of investments, liquidity and exposure to a variety of investments that typically perform differently from one another while maximising income earned from distributions such as interest (as opposed to that derived from an increase in the value of investments).
- The Fund seeks to achieve this objective by investing in short-term money market instruments including but not limited to bank certificates of deposits, commercial papers, corporate and sovereign variable and fixed rate bonds, UK Government bills, short term agreements to purchase / sell securities with an obligation to sell / repurchase the securities back at a later date (referred to as 'repurchase and reverse repurchase agreements') and cash deposits (i.e. a fixed term investment that gathers interest over the period of its term). These types of investments may be issued by both UK and non-UK issuers.
- Non-sterling investments will be limited to 10% of the Fund's portfolio and, as a way to reduce risk, currency derivative contracts will be used to convert these instruments back to sterling at the point of purchase.
- The Fund may invest up to 100% of its investments in money market instruments issued or guaranteed as to principal and interest by the UK government, its agencies or instrumentalities.
- Money market instruments are investments usually issued by banks or governments that are a short term loan to the issuer by the buyer. The buyer receives interest and the return of the original amount at the end of a certain period.
- The Fund is an active fund which means the manager has discretion over the composition of its portfolio, subject to the stated investment objectives and policy.
- The performance of the Fund may be compared against the benchmark SONIA Compounded Index. VIUK considers that this benchmark best reflects the investment strategy of the Fund as a means to assess the performance of the Fund.

- The Fund is not recommended for investors seeking an increase in the value of investments over the long-term (more than 5 years).
- The Fund may use derivatives in order to reduce risk or cost and/or generate extra income or growth (known as "efficient portfolio management"). A derivative is a financial contract whose value is based on the value of a financial asset (such as a share, bond, or currency) or a market index.
- The Fund attempts to remain fully invested and hold small amounts of cash except in extraordinary market, political or similar conditions where the Fund may temporarily depart from this investment policy.
- The Fund invests in securities which are denominated in currencies other than the listing currency. Movements in currency exchange rates can affect the return of investments.
- This Fund is a short-term variable net asset value money market fund.
- The Fund is appropriate for short-term investment.
- Income from the Fund will be reinvested and reflected in the price of shares in the Fund.
- Portfolio transaction costs will have an impact on performance.
- Shares in the Fund can be bought or sold on a daily basis (save on certain bank holidays or public holidays and subject to certain restrictions described in Appendix 1 of the Prospectus). A list of the days on which shares in the Fund cannot be bought or sold is available on: <https://fund-docs.vanguard.com/Vanguard-Investments-MMF.pdf>

For further information about the objectives and investment policy of the Fund please see Appendix 1 of the Vanguard® Investments Money Market Funds Prospectus (the "Prospectus") on our website at <https://global.vanguard.com>

Risk and reward profile



- This indicator is based on simulated historical data and may not be a reliable indication of the future risk profile of the Fund.
- The risk category shown is not guaranteed and may change over time.
- The lowest category does not mean "risk free".
- The Fund is rated 1 due to the nature of its investments which include the risks listed below. These factors may impact the value of the Fund's investments or expose the Fund to losses.
 - The value of bonds and fixed income-related securities is affected by influential factors such as interest rates, inflation, credit spreads and volatility which, in turn, are driven by other factors including political, economic news, company earnings and significant corporate events.

- Investment risk is concentrated in specific sectors, countries, currencies or companies. This means the Fund is more sensitive to any localised economic, market, political or regulatory events.

The risk and reward indicator does not take account of the following risks of investing in the Fund:

- Counterparty risk. The insolvency of any institutions providing services such as safekeeping of assets or acting as counterparty to derivatives or other instruments, may expose the Fund to financial loss.
- An investment in a money market fund is not a guaranteed investment. An investment in a money market fund is different from an investment in deposits, as the amount invested in a money market fund is capable of fluctuation. Money market funds do not rely on external support for guaranteeing the liquidity of the money market fund or stabilising the Net Asset Value per share. The risk of loss of the amount invested shall be borne by the investor.
- Use of derivatives. The use of derivatives could increase or reduce exposure to underlying assets and result in greater fluctuations of the Fund's net asset value.

For further information on risks please see the "Risk Factors" section of the Prospectus on our website at <https://global.vanguard.com>

Charges

The charges you pay are used to pay the costs of running the Fund, including the costs of marketing and distributing it. These charges reduce the potential growth of your investment.

One-off charges taken before or after you invest	
Entry charge	None
Exit charge	None*
This is the maximum that might be taken out of your money before it is invested / before the proceeds of your investment are paid out.	
Charges taken from the Fund over a year	
Ongoing charges	0.08%
Charges taken from the Fund under certain specific conditions	
Performance fee	None

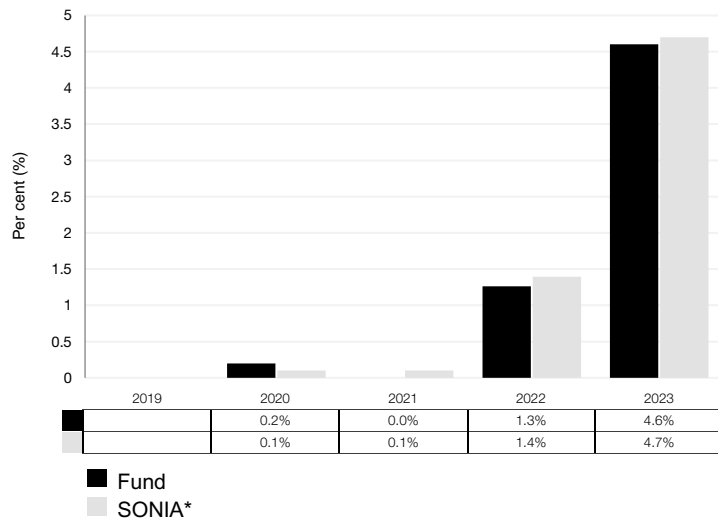
The entry and exit charges shown are maximum figures and in some cases you might pay less. Investors can find out the actual entry and exit charges from their distributor and or adviser.

*The Directors may at their discretion apply a redemption charge of up to 1% in exceptional market conditions.

The ongoing charges figure is based on expenses for the year ended 31 December 2023. This figure may vary from year to year. It excludes portfolio transaction costs.

For further information about charges please see the sections entitled "Buying Shares", "Redeeming Shares", "Charges and Expenses", "Dilution Adjustment" and Appendix 1 of the Prospectus on our website at <https://global.vanguard.com>

Past performance



• Past performance:

• Is not a reliable indication of future performance.

- Includes ongoing charges and the reinvestment of income. It excludes entry and exit fees.
- Has been calculated in GBP.
- Shares in the Fund were first issued in 2019.
- This share class was launched in 2019.
- The Fund may be compared to the performance of the SONIA*
- *SONIA is the abbreviation for the Sterling Overnight Index Average, which reflects the average of interest rates that banks pay to borrow overnight, unsecured sterling cash on a given day.
- The Fund does not aim to track the performance of the index.

Practical information

- **Depository:** State Street Trustees Limited.
- **Documents, prices of shares and further information:** You can obtain copies of the Prospectus and the latest annual and semi-annual report and accounts for Vanguard Investments Money Market Fund ("VIMMF") along with the latest published prices of shares and other practical information (including information that we need to disclose under the UK Money Market Funds Regulation), from our website at <https://global.vanguard.com>. The documents are available in English and are free of charge.
- **Prices:** The last published prices of shares in the Fund are also available from the FT's website www.ft.com or <https://global.vanguard.com>
- **Tax:** VIMMF is subject to the tax laws of the United Kingdom. Depending on your country of residence, this may have an impact on your personal tax position. You are recommended to consult your professional tax adviser.
- **Liability:** VIUK may be held liable solely on the basis of any statement contained in this document that is misleading, inaccurate or inconsistent with the relevant parts of the Prospectus for VIMMF.
- **Sub-funds:** This document describes a sub-fund of VIMMF. The prospectus and periodic reports are prepared for the entire company.
- The Fund's assets belong exclusively to the Fund and shall not be used to discharge the liabilities of or claims against VIMMF, other sub-funds of VIMMF or any other person or body.
- **Shares:** The Fund is part of VIMMF and has both accumulation and income shares. You may switch some or all of your shares of one type, to shares of another type within the Fund or other funds managed by VIUK. Details of switching are provided in the Prospectus.
- Information about other share classes offered by VIMMF can be found in the prospectus or from our website at <https://global.vanguard.com>.
- Further information on the Index Provider please see the Fund's prospectus.
- **Remuneration policy:** Details of the Vanguard European Remuneration Policy are available at <https://www.ie.vanguard/content/dam/intl/europe/documents/ch/en/ucits-v-remuneration-policy.pdf> including: (a) a description of how remuneration and benefits are calculated; and (b) the identities of persons responsible for awarding remuneration and benefits. A paper copy of these details may be obtained, free of charge, on request from the Head of Human Resources, Europe, Vanguard Asset Services, Limited, 4th Floor The Walbrook Building, 25 Walbrook, London EC4N 8AF.

Key Investor Information for Investors in the United Kingdom

This document provides you with key investor information about this fund. It is not marketing material. The information is required by law to help you understand the nature and the risks of investing in this fund. You are advised to read it so you can make an informed decision about whether to invest.



Xtrackers S&P 500 Equal Weight UCITS ETF

Share class: 1C, ISIN: IE00BLNMYC90, Security code: A1106A, Currency: USD

a sub-fund of Xtrackers (IE) plc. The management company is DWS Investment S.A., a member of the DWS Group.

Objectives and investment policy

The fund is passively managed. **INVESTMENT OBJECTIVE:** The aim is for your investment to reflect the performance, before fees and expenses, of the S&P 500® Equal Weight Index (index) which is designed to measure the performance of the companies in the S&P 500 Index with each company in the index being allocated a fixed weight of 0.20%. **DESCRIPTION OF INDEX:** The index contains shares of large public companies traded on certain eligible US exchanges. The shares comprising the S&P 500 Index are weighted according to the total market value of their outstanding shares (capitalisation weighted). **INDEX REBALANCING, CALCULATION AND ADMINISTRATION:** The index is calculated on a total return net basis which means that all dividends and distributions by the companies are reinvested in the shares after tax. The index is reviewed and rebalanced on a quarterly basis, to coincide with the readjustments of the S&P 500 Index, and may also be rebalanced at other times in order to reflect corporate activity such as mergers and acquisitions. **INVESTMENT POLICY:** To achieve the aim, the fund will attempt to replicate the index,

before fees and expenses, by buying all or a substantial number of the securities in the index. The fund may employ techniques and instruments in order to manage risk, reduce costs and improve results. These techniques and instruments may include the use of financial contracts (derivatives). The fund may also engage in secured lending of its investments to certain eligible third parties to generate additional income to offset the costs of the fund. **FURTHER INFORMATION:** Certain information (including the latest share prices of the fund, indicative net asset values, full disclosure on the composition of the fund's portfolio and information on the index constituents) are available on your local DWS website or at www.Xtrackers.com. Transaction costs and taxes, unexpected fund costs and market conditions such as volatility or liquidity issues may affect the ability of the fund to track the index. The anticipated level of tracking error in normal market conditions is 1 per cent. The currency of the fund is USD. Returns and gains are not distributed but are reinvested in the fund. You may request the redemption of shares generally on a daily basis.

Risk and reward profile



The calculation of the risk and reward profile is based on historical data that cannot be used as a reliable indicator for the future risk profile. This risk indicator is subject to changes; the classification of the fund may change over time and cannot be guaranteed. Even a fund that is classified in the lowest category (category 1) does not represent a completely risk-free investment. The fund is classified in category 6 because its share price may fluctuate strongly and the likelihood of both losses and gains may therefore be high. The following risks could be of particular significance for the fund: The fund will attempt to replicate the performance of the index less costs, but your investment is not expected to match the performance of the index precisely. **EXCEPTIONAL CIRCUMSTANCES RISK:** Exceptional circumstances may arise, such as, but not limited to, disruptive market conditions, additional costs/taxes or extremely volatile markets, which may cause the

fund's performance to be substantially different from the performance of the index. **CONFLICTS OF INTEREST RISK:** DWS entities and related companies may act in several roles in relation to the fund such as distributor and management company which may involve conflicts of interest. **NO GUARANTEE RISK:** The fund is not guaranteed and your investment is at risk. The value of your investment may go down as well as up. **SHARES RISK:** The value of an investment in shares will depend on a number of factors including, but not limited to, market and economic conditions, sector, geographical region and political events. **RULES BASED INDEX RISK:** The index is rules-based and is not capable of being adjusted to take into account changing market circumstances. As a result you may be negatively affected by, or may not benefit from, the lack of such adjustments in changing market circumstances. **DERIVATIVES RISK:** The fund may use derivatives to try to manage its investments more efficiently. This may not always be successful and may result in greater fluctuations in the value of the fund. This may negatively affect the value of the fund and your investment.

A more detailed description of risks and other general information can be found in the risk section(s) of the prospectus.

Charges

The charges you pay are used to pay the costs of running the fund, including the costs of marketing and distributing it. These charges reduce the potential growth of your investment.

One-off charges taken before or after you invest	
Entry charge	None
Exit charge	None
This is the maximum that might be taken out of your money before it is invested (entry charge) and before the proceeds of your investment are paid out (exit charge).	
Charges taken from the fund over a year	
Ongoing charges	0.20 %
Charges taken from the fund under certain specific conditions	
Performance fee	None
Securities lending fees	0.00 %

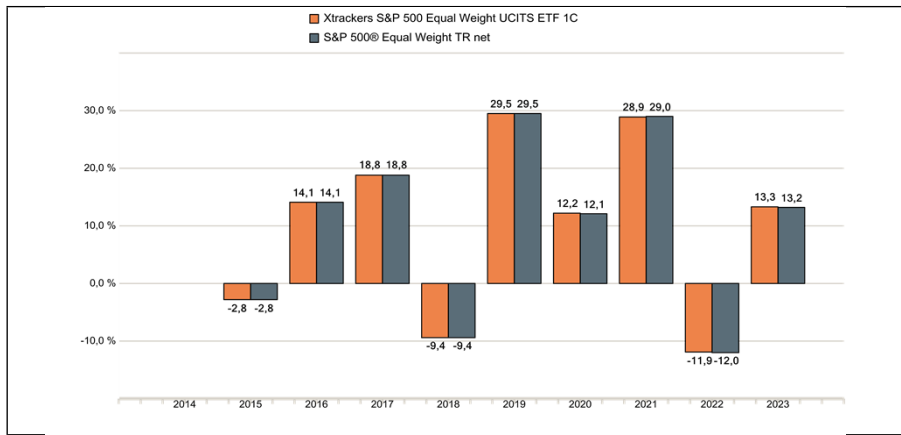
Secondary market investors (those who buy or sell shares on a stock exchange) may be charged certain fees by their stock broker. These charges, if any, can be obtained from such stock broker. Authorised participants dealing directly with the fund will pay the transaction costs related to their subscriptions and redemptions.

The ongoing charges figure is based on expenses for the fiscal year ending 31.12.2023. It may vary from year to year. It excludes portfolio transaction costs and performance fees, if any.

Additional information on costs can be found in the cost section(s) of the prospectus.

To the extent the fund undertakes securities lending to generate revenue, the fund will ultimately be allocated 82% of the associated revenue, the securities lending agent, which will be a Deutsche Bank entity, will be allocated 9% and the remaining 9% will be allocated to the DWS entity which monitors such activities, as set out in the sales prospectus and/or supplement, for its own coordination and oversight tasks. As securities lending revenue sharing does not increase the costs of running the fund, this has been excluded from the composition of costs.

Past performance



Past performance is not a reliable indicator of future performance. All costs and fees that were withdrawn from the 1C share class of Xtrackers S&P 500 Equal Weight UCITS ETF were deducted during the calculation. The 1C share class of Xtrackers S&P 500 Equal Weight UCITS ETF was launched in 2014.

Practical information

The depositary is State Street Custodial Services (Ireland) Limited, Ireland. Copies of the prospectus and the periodic reports are available free of charge in the language of this document. The documents as well as other information (including the latest share prices as well as the indicative net asset values) are available free of charge. The documents are available on your local DWS website or at www.Xtrackers.com, for full disclosure on the composition of the fund's portfolio and information on the index constituents please refer to this website as well. Information on the current remuneration policy of the management company, including a description of how remuneration and benefits are calculated is published on the Internet at <https://www.dws.com/footer/Legal-Resources/dws-remuneration-policy?setLanguage=en>. The information will be sent to you in paper form free of charge upon request. Taxation regimes applicable to the fund in your jurisdiction may affect your personal tax situation. Prospective investors should inform themselves of, and where appropriate take advice on

such taxation regimes. Xtrackers (IE) plc may be held liable solely on the basis of any statement contained in this document that is misleading, inaccurate or inconsistent with the relevant parts of the sales prospectus. This fund is a sub-fund of Xtrackers (IE) plc for which the sales prospectus and the periodic reports are prepared as a whole in addition to individual supplements per sub-fund. The assets and liabilities of each sub-fund are segregated by law. As a result, assets of one sub-fund are not available in the event of claims against or insolvency of another. More share classes may be available for this fund - please refer to the relevant section of the supplement for further details. You are not permitted to exchange your shares in this fund for other funds of Xtrackers (IE) plc. This fund is authorised in Ireland and is regulated by the Central Bank of Ireland. DWS Investment S.A. is authorised in Luxembourg and is regulated by the Commission de Surveillance du Secteur Financier.

This key investor information is accurate as at 09.09.2024.

The index is a trademark of Standard & Poor's and has been licensed for use by the fund. The fund is not sponsored, endorsed, sold or promoted by Standard & Poor's and Standard & Poor's does not make any representation regarding the advisability of investing in the fund.

Key Information Document

Purpose

This document provides you with key information about this investment product. It is not marketing material. The information is required by law to help you understand the nature, risks, costs, potential gains and losses of this product and to help you compare it with other products.



Product

Xtrackers S&P 500 Equal Weight UCITS ETF

Share class: 1C, ISIN: IE00BLNMYC90, German Security Code: A1106A, Currency: USD

a sub-fund of Xtrackers (IE) plc. The fund is an Irish based UCITS (Undertakings for Collective Investment in Transferable Securities). **The management company is DWS Investment S.A. (the manufacturer), a member of DWS Group.** Please refer to www.etf.dws.com or call +352 42101 - 860 for more information. The Competent Authority Central Bank of Ireland is responsible for supervising Xtrackers (IE) plc in relation to this Key Information Document. This PRIIP is authorised in Ireland. The management company DWS Investment S.A. is authorised in Luxembourg and is regulated by the Commission de Surveillance du Secteur Financier. This key information is accurate as at 09.09.2024.

What is this product?

Type

The product is a UCITS sub-fund of an open-ended investment company with variable capital under the laws of Ireland. The fund is a UCITS ETF.

Term

This product is an open-ended fund without predefined maturity. You may request the redemption of shares generally on each valuation date. The company may, however, suspend the redemption if extraordinary circumstances appear to make this necessary, taking into account the interests of the investors. Further, the company may restrict the redemption. The product may be redeemed early in certain circumstances as set out in the sales prospectus. The 1C share class of Xtrackers S&P 500 Equal Weight UCITS ETF was launched in 2014.

Objectives

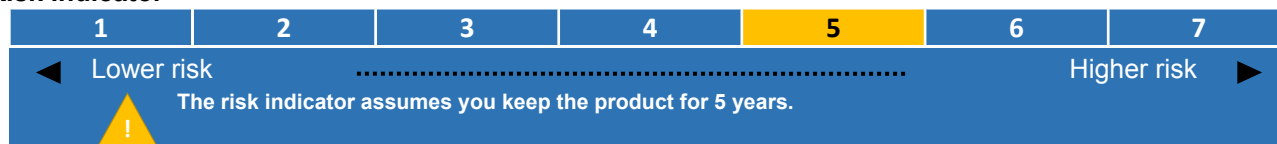
The fund is passively managed. **INVESTMENT OBJECTIVE:** The aim is for your investment to reflect the performance, before fees and expenses, of the S&P 500® Equal Weight Index (index) which is designed to measure the performance of the companies in the S&P 500 Index with each company in the index being allocated a fixed weight of 0.20%. **DESCRIPTION OF INDEX:** The index contains shares of large public companies traded on certain eligible US exchanges. The shares comprising the S&P 500 Index are weighted according to the total market value of their outstanding shares (capitalisation weighted). **INDEX REBALANCING, CALCULATION AND ADMINISTRATION:** The index is calculated on a total return net basis which means that all dividends and distributions by the companies are reinvested in the shares after tax. The index is reviewed and rebalanced on a quarterly basis, to coincide with the readjustments of the S&P 500 Index, and may also be rebalanced at other times in order to reflect corporate activity such as mergers and acquisitions. **INVESTMENT POLICY:** To achieve the aim, the fund will attempt to replicate the index, before fees and expenses, by buying all or a substantial number of the securities in the index. The fund may employ techniques and instruments in order to manage risk, reduce costs and improve results. These techniques and instruments may include the use of financial contracts (derivatives). The fund may also engage in secured lending of its investments to certain eligible third parties to generate additional income to offset the costs of the fund. **FURTHER INFORMATION:** Certain information (including the latest share prices of the fund, indicative net asset values, full disclosure on the composition of the fund's portfolio and information on the index constituents) are available on your local DWS website or at www.Xtrackers.com. Transaction costs and taxes, unexpected fund costs and market conditions such as volatility or liquidity issues may affect the ability of the fund to track the index. The anticipated level of tracking error in normal market conditions is 1 per cent. The return of the product is reflected by the daily calculated net asset value per unit and the distribution amount if applicable. The currency of the fund is USD. Returns and gains are not distributed but are reinvested in the fund. This fund is a sub-fund of Xtrackers (IE) plc for which the sales prospectus and the periodic reports are prepared as a whole in addition to individual supplements per sub-fund. The assets and liabilities of each sub-fund are segregated by law. As a result, assets of one sub-fund are not available in the event of claims against or insolvency of another. More share classes may be available for this fund - please refer to the relevant section of the supplement for further details. You are not permitted to exchange your shares in this fund for other funds of Xtrackers (IE) plc. The depositary is State Street Custodial Services (Ireland) Limited, Ireland. More detailed information of this fund, such as the sales prospectus and supplement as well as the latest annual and semi-annual report, can be obtained free of charge online at www.etf.dws.com. These documents are available in English or German. The documents as well as other information (including the latest share prices) are available free of charge.

Intended retail investor

The fund is designed for: (i) retail clients with (ii) basic knowledge and experience and (iii) are prepared to accept the level of risk indicated below (including losses up to the total invested amount). A typical investor will have (iv) a medium-term investment horizon (five years). The fund is suitable for (v) general capital accumulation (growth).

What are the risks and what could I get in return?

Risk Indicator



The summary risk indicator is a guide to the level of risk of this product compared to other products. It shows how likely it is that the product will lose money because of movements in the markets or because we are not able to pay you. We have classified this product as 5 out of 7, which is a medium-high risk class. This rates the potential losses from future performance at a medium-high level, and poor market conditions will likely impact the capacity to pay you.

The following is applicable if you subscribe for or settle shares in a different currency than the fund or share-class currency: Be aware of currency risk. You will receive payments in a different currency, so the final return you will get depend on the exchange rate between the two currencies. This risk is not considered in the indicator shown above.

The following risks could be of particular significance for the fund: Derivatives risk, Conflicts of interest risk, Shares risk, Exceptional circumstances risk, Rules based index risk, Region Concentration risk. A more detailed description of risks and other general information can be found in the risk section(s) of the sales prospectus and supplement. You may lose some or all of your investment. Your risk is limited to the amount invested. This product does not include any protection from future market performance so you could lose some or all of your investment.

Performance Scenarios

What you will get from this product depends on future market performance. Market developments in the future are uncertain and cannot be accurately predicted. The unfavourable, moderate and favourable scenarios shown are illustrations using the worst, average and best performance of the product over the last 10 years. Markets could develop very differently in the future.

Recommended holding period: Example Investment:		5 years 10.000 USD	
		If you exit after 1 year	If you exit after 5 years
Scenarios			
Minimum	There is no minimum guaranteed return. You could lose some or all of your investment.		
Stress	What you might get back after costs Average return each year	650 USD -93.5 %	530 USD -44.5 %
Unfavourable	What you might get back after costs Average return each year	8,200 USD -18.0 %	10,460 USD 0.9 %
Moderate	What you might get back after costs Average return each year	10,990 USD 9.9 %	15,840 USD 9.6 %
Favourable	What you might get back after costs Average return each year	17,050 USD 70.5 %	20,730 USD 15.7 %

The figures shown include all the costs of the product itself, but may not include all the costs that you pay to your advisor or distributor. The figures do not take into account your personal tax situation, which may also affect how much you get back. The stress scenario shows what you might get back in extreme market circumstances. For the 1 year holding period the following applies: This type of scenario (Favourable, Moderate, Unfavourable) occurred for an investment between (Favourable: 31.03.2020-31.03.2021, Moderate: 30.04.2018-30.04.2019, Unfavourable: 29.03.2019-31.03.2020). For the recommended holding period the following applies: This type of scenario (Favourable, Moderate, Unfavourable) occurred for an investment between (Favourable: 31.10.2016-29.10.2021, Moderate: 30.09.2015-30.09.2020, Unfavourable: 31.12.2021-30.06.2024).

What happens if DWS Investment S.A. is unable to pay out?

The assets of the fund are kept separately from those of the management company, DWS Investment S.A.. An insolvency or default of the management company should not result in the fund suffering any financial loss in relation to its assets. On the insolvency or default of the depositary State Street Custodial Services (Ireland) Limited, Ireland securities held by the depositary on behalf of the fund should be protected but the fund may suffer loss in relation to cash and certain other assets which are not protected. Cash deposits of the fund deposited with other credit institutions may cause investors to suffer a financial loss if such deposits are not covered by any existing deposit guarantee schemes. Investment in the fund is not covered by any investor compensation or guarantee scheme.

What are the costs?

The person advising on or selling you this product may charge you other costs. If so, this person will provide you with information about these costs and how they affect your investment.

Costs over time

The tables show the amounts that are taken from your investment to cover different types of costs. These amounts depend on how much you invest, how long you hold the product and how well the product does. The amounts shown here are illustrations based on an example investment amount and different possible investment periods. We have assumed: In the first year you would get back the amount that you invested (0 % annual return). For the other holding periods we have assumed the product performs as shown in the moderate scenario. 10.000 USD is invested.

	If you exit after 1 year	If you exit after 5 years
Total costs	25 USD	155 USD
Annual cost impact (*)	0.2 %	0.2 % each year

*This illustrates how costs reduce your return each year over the holding period. For example it shows that if you exit at the recommended holding period your average return per year is projected to be 9.9% before costs and 9.6% after costs.

We may share part of the costs with the person selling you the product to cover the services they provide to you. They will inform you of the amount.

Composition of costs

One-off costs upon entry or exit		If you exit after 1 year
Entry costs	We do not charge an entry fee.	0 USD
Exit costs	We do not charge an exit fee.	0 USD
Ongoing costs taken each year		
Management fees and other administrative or operating costs	0.20 % of the value of your investment per year. This is an estimate based on actual costs for the fiscal year ending 31.12.2023.	20 USD
Transaction costs	0.05 % of the value of your investment per year. This is an estimate of the costs incurred when we buy and sell the underlying investments for the product. The actual amount will vary depending on how much we buy and sell.	5 USD
Incidental costs taken under specific conditions		

Performance fees	We do not charge a performance fee.	0 USD
------------------	-------------------------------------	-------

Secondary market investors (those who buy or sell shares on a stock exchange) may be charged certain fees by their stock broker. These charges, if any, can be obtained from such stock broker. Authorised participants dealing directly with the fund will pay the transaction costs related to their subscriptions and redemptions.

To the extent the fund undertakes securities lending to generate revenue, the fund will ultimately be allocated 82% of the associated revenue, the securities lending agent, which will be a Deutsche Bank entity, will be allocated 9% and the remaining 9% will be allocated to the DWS entity which monitors such activities, as set out in the sales prospectus and/or supplement, for its own coordination and oversight tasks. As securities lending revenue sharing does not increase the costs of running the fund, this has been excluded from the composition of costs.

How long should I hold it and can I take money out early?

Recommended holding period: 5 years. The product has no minimum holding period.

This product has no required minimum holding period. The recommended holding period has been selected due to its investment strategy and because it is designed for a medium term investment horizon. It is expected that it will be possible to achieve the investment objective of the fund within this time frame. You may request the redemption of shares generally on each valuation date. No fees or penalties will be charged by the company for any such transaction.

There is no change on the risk return profile when you redeem your shares early.

How can I complain?

Complaints about the behaviour of the person who advised you on the product or sold it to you, should be addressed directly to that person. Complaints about the product or the behaviour of the manufacturer of this product should be directed to the following address:

Postal Address: DWS Investment S.A., B.P. 766, L-2017 Luxembourg; Email: dws.lu@db.com; www.dws.lu

We will then handle your request and provide you with feedback as soon as possible. We have a summary of our complaints handling procedure available free of charge online at www.etf.dws.com.

Other relevant information

Taxation regimes applicable to the fund in your jurisdiction may affect your personal tax situation. Prospective investors should inform themselves of, and where appropriate take advice on such taxation regimes. Information on the current remuneration policy of the management company, including a description of how remuneration and benefits are calculated is published on the Internet at <https://www.dws.com/footer/Legal-Resources/dws-remuneration-policy?setLanguage=en>. The information will be sent to you in paper form free of charge upon request.

Information about the performance of this fund over the last 9 calendar years is available from <https://etf.dws.com/Download/Past%20Performance/IE00BLNMYC90/IE/EN> and information about previous performance scenarios is available from <https://etf.dws.com/Download/Previous%20Performance/IE00BLNMYC90/IE/EN>.

The index is a trademark of Standard & Poor's and has been licensed for use by the fund. The fund is not sponsored, endorsed, sold or promoted by Standard & Poor's and Standard & Poor's does not make any representation regarding the advisability of investing in the fund.